

ADAC GT Masters

Result List Qualifying 1

Provisional



Motorsportarena Oschersleben, Length: 3696m

Air temperature: 12.76°C

Track temperature: 12.56°C

Weather condition: Dry

DMSB Reg. Nr.: 93/16
Deutscher Motor Sport Bund e.V.

Saturday, April 16, 2016 9:25:00

started : 32 classified : 31 not classified : 1

	Drivers	Team	Car	Lap	Best Time	Gap	Diff	Kph	Day Time
1	29 C.De Phillippi(USA)(J)/C.Mies(DEU)	MontaplastbyLand-Motorsport(DEU)	Audi R8 LMS	8	1:26.483			153.8	9:44:29
2	1 S.Asch(DEU)/L.Ludwig(DEU)	Team Zakspeed(DEU)	Mercedes-AMG GT3	7	1:26.709	0.226	0.226	153.4	9:44:10
3	15 M.Winkelhock(DEU)/M.Pommer(DEU)	Phoenix Racing(DEU)	Audi R8 LMS	7	1:26.982	0.499	0.273	152.9	9:42:38
4	8 F.Hamprecht(AUT)(J)/G.Smith(GBR)	Bentley Team Abt(DEU)	Bentley Continental GT3	9	1:27.015	0.532	0.033	152.9	9:45:48
5	3 P.Kujala(FIN)(J)/M.Pavlovic(SRB)	Bonaldi Motorsport S.r.L(DEU)	LamborghiniHuracanGT3	7	1:27.066	0.583	0.051	152.8	9:43:17
6	28 P.Hoevenaars(NLD)(J)/M.Basseng(DEU)	MontaplastbyLand-Motorsport(DEU)	Audi R8 LMS	7	1:27.077	0.594	0.011	152.8	9:44:38
7	69 P.Assenheimer(DEU)(J)/D.Schwager(DEU)	Callaway Competition(DEU)	Corvette C7 GT3	9	1:27.091	0.608	0.014	152.7	9:43:30
8	7 C.Jöns(DEU)/D.Abt(DEU)	Bentley Team Abt(DEU)	Bentley Continental GT3	10	1:27.095	0.612	0.004	152.7	9:50:05
9	20 J.Krohn(FIN)/M.Tomczyk(DEU)	Schubert Motorsport(DEU)	BMW M6 GT3	7	1:27.110	0.627	0.015	152.7	9:42:22
10	99 R.Renauer(DEU)/M.Ragginger(AUT)	Precote Herberth Motorsport(DEU)	Porsche 911 GT3 R	8	1:27.119	0.636	0.009	152.7	9:47:21
11	16 L.Stolz(DEU)(J)/G.Twerser(AUT)	GRT Grasser-Racing-Team(AUT)	LamborghiniHuracanGT3	6	1:27.144	0.661	0.025	152.6	9:44:04
12	67 D.Zampieri(ITA)/P.Niederhauser(CHE)	ADACNSAAttemptoRacingTeam(DEU)	LamborghiniHuracanGT3	9	1:27.237	0.754	0.093	152.5	9:46:57
13	36 M.Dienst(DEU)(J)/C.Zanella(CHE)	bigFM Racing Team Schütz Motorsport(ITA)	Porsche 911 GT3 R	7	1:27.335	0.852	0.098	152.3	9:44:34
14	34 I.Tutumlu Lopez(ESP)/K.van der Linde(ZAF)	Car Collection Motorsport(DEU)	Audi R8 LMS Ultra	7	1:27.381	0.898	0.046	152.2	9:44:23
15	77 J.Gounon(FRA)(J)/D.Keilwitz(DEU)	Callaway Competition(DEU)	Corvette C7 GT3	9	1:27.454	0.971	0.073	152.1	9:48:21
16	50 P.Geipel(DEU)/R.Frey(CHE)	YACO Racing(DEU)	Audi R8 LMS	9	1:27.460	0.977	0.006	152.1	9:45:06
17	63 R.Ineichen(CHE)(T)/C.Engelhart(DEU)	GRT Grasser-Racing-Team(AUT)	LamborghiniHuracanGT3	8	1:27.567	1.084	0.107	151.9	9:48:14
18	21 N.Rogivue(CHE)(J)/F.Rosenqvist(SWE)	Team Zakspeed(DEU)	Mercedes-AMG GT3	11	1:27.581	1.098	0.014	151.9	9:48:45
19	55 L.Schreier(DEU)(J)/X.Maassen(NLD)	Aust Motorsport(DEU)	Audi R8 LMS	9	1:27.603	1.120	0.022	151.8	9:44:31
20	5 N.Siedler(AUT)/J.van Lagen(NLD)	HB Racing VDS(AUT)	LamborghiniHuracanGT3	8	1:27.616	1.133	0.013	151.8	9:44:44
21	17 D.Jahn(DEU)/C.van der Drift(NZL)	KÜS TEAM75 Bernhard(DEU)	Porsche 911 GT3 R	7	1:27.652	1.169	0.036	151.8	9:41:54
22	25 D.Dobitsch(AUT)/E.Sandström(SWE)	kfzteile24 - APR Motorsport(DEU)	Audi R8 LMS	9	1:27.678	1.195	0.026	151.7	9:44:13
23	24 F.Stoll(DEU)/L.Vanhoor(BEL)	kfzteile24 - APR Motorsport(DEU)	Audi R8 LMS	12	1:27.765	1.282	0.087	151.6	9:48:41
24	33 C.Frankenhou(NLD)/C.Haase(DEU)	Car Collection Motorsport(DEU)	Audi R8 LMS	10	1:27.936	1.453	0.171	151.3	9:47:36
25	32 F.Spengler(DEU)/E.Zonzini(SMR)(J)	Bonaldi Motorsport S.r.L(DEU)	LamborghiniHuracanGT3	10	1:28.064	1.581	0.128	151.0	9:46:40
26	44 M.Ahlin-Kottulinsky(SWE)(J)/M.Bonanomi(ITA)	Aust Motorsport(DEU)	Audi R8 LMS	9	1:28.084	1.601	0.020	151.0	9:44:51
27	6 K.Snoeks(NLD)/E.Erhart(DEU)	HB Racing VDS(AUT)	LamborghiniHuracanGT3	11	1:28.144	1.661	0.060	150.9	9:49:27
28	13 R.Lips(CHE)(T)/S.Barth(DEU)	RWT - Racing team(DEU)	Corvette Z06.R GT3	10	1:28.442	1.959	0.298	150.4	9:47:15
29	9 A.Weishaupt(DEU)(T)/J.Lee Pepper(ZAF)(J)	Bentley Team Abt(DEU)	Bentley Continental GT3	9	1:29.156	2.673	0.714	149.2	9:49:18
30	31 B.Said(USA)/L.Hezemans(NLD)(J)	Callaway Competition(DEU)	Corvette C7 GT3	4	1:30.079	3.596	0.923	147.7	9:34:26
31	22 S.Feige(DEU)/B.Schothorst(NLD)	MRS GT-Racing(DEU)	Nissan GT-RNISMOGT3	9	1:32.176	5.693	2.097	144.3	9:45:13
Not classified									
66	E.Lindholm(DEU)(J)/A.Gies(DEU)(J)	ADACNSAAttemptoRacingTeam(DEU)	LamborghiniHuracanGT3	0					

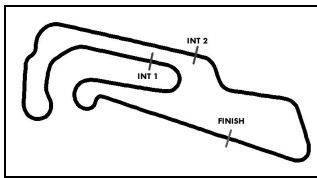
Following race director decision, cancellation of the relevant lap time cars no. 99,15,34,24,28,63,67,9

Subject to final scrutineering!

Publications Time:

Clerk of the course:

Time Keeping:



ADAC GT Masters

Sector List Qualifying 1

Provisional



Motorsportarena Oschersleben, Length: 3696m

Air temperature: 12.48°C

Track temperature: 12.6°C

Weather condition: Dry

DMSB Reg. Nr.: 93/16
Deutscher Motor Sport Bund e.V.

Saturday, April 16, 2016 9:25:00

Lap	Time	SE1	SP1	SE2	SP2	SE3	SP3	TSP	Lap	Time	SE1	SP1	SE2	SP2	SE3	SP3	TSP
1 Asch, DEU / Ludwig, DEU									theoretical besttime: 1:26.709								
1	5:05.961	3:53.169	142	41.642	162	31.150	161		6	1:27.161	33.459	192	29.310	225	24.392	198	229
2	1:47.510	40.989	163	35.854	159	30.667	189	167	7	1:26.709	33.143	193	29.269	224	24.297	199	230
3	2:03.823	39.465	162	35.682	141	48.676	58	193	8	1:29.771	33.270	193	29.605	224	26.896	199	230
4	3:49.758	2:45.114	187	33.822	212	30.822	196		9	1:27.200	33.349	193	29.385	225	24.466	198	229
5	1:28.773	34.041	192	30.051	224	24.681	198	227	10	1:44.760	33.189	193	29.330	225	42.241	58	230

3 Kujala, FIN / Pavlovic, SRB									theoretical besttime: 1:27.066								
1	4:28.546	3:19.755	151	38.260	162	30.531	142		7	1:27.066	33.319	188	29.271	221	24.476	193	227
2	1:42.844	41.283	139	34.549	168	27.012	174	159	8	1:35.441	35.185	136	34.154	175	26.102	194	227
3	1:37.473	37.761	159	34.169	190	25.543	193	185	9	1:30.181	33.329	188	29.802	220	27.050	195	227
4	2:01.552	35.584	161	36.634	137	49.334	54	227	10	1:28.684	33.924	186	30.163	221	24.597	194	228
5	3:31.876	2:27.460	183	33.755	175	30.661	195		11	1:27.425	33.375	187	29.471	220	24.579	194	227
6	1:27.883	33.625	188	29.551	219	24.707	194	227	12	1:48.099	33.650	187	29.921	220	44.528	58	227

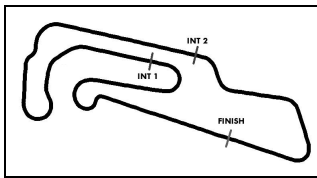
5 Siedler, AUT / van Lagen, NLD									theoretical besttime: 1:27.497								
1	4:13.927	3:06.066	153	37.970	176	29.891	187		7	1:27.678	33.476	189	29.768	222	24.434	194	227
2	1:40.348	36.203	182	32.612	212	31.533	192	220	8	1:27.616	33.443	190	29.620	221	24.553	193	228
3	1:40.011	39.599	140	34.636	206	25.776	193	226	9	1:41.969	37.297	163	35.424	118	29.248	194	229
4	1:55.288	34.573	175	34.058	185	46.657	53	227	10	1:35.302	34.232	182	33.835	218	27.235	194	228
5	3:50.723	2:46.490	157	35.404	175	28.829	193		11	1:31.805	35.840	184	30.917	218	25.048	193	228
6	1:28.111	33.798	188	29.687	222	24.626	194	227	12	1:27.981	33.663	188	29.787	221	24.531	194	228

6 Snoeks, NLD / Erhart, DEU									theoretical besttime: 1:28.144								
1	5:11.943	4:04.904	172	37.777	198	29.262	189		7	1:28.682	33.800	186	29.956	220	24.926	193	228
2	1:38.618	37.283	182	32.689	208	28.646	191	210	8	1:28.617	33.780	187	29.905	221	24.932	193	227
3	1:34.730	35.678	186	31.420	149	27.632	193	180	9	1:28.688	33.831	187	30.024	219	24.833	193	227
4	2:06.949	37.728	177	34.416	158	54.805	47	168	10	1:28.683	33.694	186	30.107	222	24.882	193	226
5	3:00.948	1:48.978	186	36.775	84	35.195	192		11	1:28.144	33.687	187	29.851	219	24.606	194	227
6	1:31.288	35.005	161	31.213	221	25.070	194	226	12	1:36.944	36.209	161	34.937	220	25.798	178	226

7 Jöns, DEU / Abt, DEU									theoretical besttime: 1:26.945								
1	2:32.066	1:17.000	174	46.642	147	28.424	192		6	7:47.771	6:46.217	186	35.535	224	26.019	199	
2	1:37.176	35.279	188	32.388	217	29.509	198	227	7	1:32.730	34.521	153	32.798	193	25.411	197	230
3	1:27.777	33.686	190	29.518	225	24.573	197	229	8	1:27.339	33.503	191	29.204	225	24.632	197	230
4	1:27.282	33.365	192	29.180	225	24.737	197	230	9	1:35.049	33.733	191	29.945	172	31.371	198	230
5	2:10.612	40.158	129	37.936	136	52.518	37	208	10	1:27.095	33.459	190	29.236	226	24.400	196	231

8 Hamprecht, AUT / Smith, GBR									theoretical besttime: 1:26.973								
1	4:42.917	3:37.307	174	37.955	166	27.655	193		6	1:27.492	33.536	192	29.504	226	24.452	198	231
2	1:31.113	34.963	190	30.883	221	25.267	198	229	7	1:31.776	37.604	192	29.636	226	24.536	198	232
3	1:27.708	33.632	192	29.585	227	24.491	198	232	8	1:27.112	33.441	194	29.175	228	24.496	198	231
4	2:01.324	33.492	193	39.296	133	48.536	58	231	9	1:27.015	33.474	194	29.080	229	24.461	199	233
5	3:11.235	2:05.280	188	32.765	224	33.190	198		10	1:45.980	33.857	194	29.583	227	42.540	59	234

9 Weishaupt, DEU / Lee Pepper, ZAF									theoretical besttime: 1:29.122								
1	1:59.651	55.074	161	36.356	214	28.221	192		6	7:25.750	6:29.385	189	31.167	225	25.198	197	
2	1:35.930	37.878	187	31.969	222	26.083	196	226	7	1:30.220	34.370	190	30.514	222	25.336	197	229
3	1:31.694	34.754	189	31.317	221	25.623	198	229	8	1:29.296	34.073	191	30.100	226	25.123	197	231
4	1:29.944	34.119	189	30.028	226	25.767	197	230	9	1:29.156	33.970	192	30.061	227	25.125	198	231
4	1:29.492	33.938	192	30.390	225	25.164	198	230	10	1:48.280	34.103	189	30.310	225	43.867	57	231
5	2:16.578	35.388	145	45.844	127	55.346	55	230									



ADAC GT Masters

Sector List Qualifying 1

Provisional



Motorsportarena Oschersleben, Length: 3696m

Air temperature: 12.48°C

Track temperature: 12.6°C

Weather condition: Dry

DMSB Reg. Nr.: 93/16
Deutscher Motor Sport Bund e.V.

Saturday, April 16, 2016 9:25:00

Lap	Time	SE1	SP1	SE2	SP2	SE3	SP3	TSP	Lap	Time	SE1	SP1	SE2	SP2	SE3	SP3	TSP
13 Lips, CHE / Barth, DEU									theoretical besttime: 1:28.320								
1	2:31.694	1:00.586	146	42.247	173	48.861	59		7	1:28.456	33.707	194	29.919	230	24.830	201	236
2	3:30.198	2:27.746	185	34.380	225	28.072	198		8	1:28.509	33.595	194	30.046	230	24.868	200	236
3	1:33.743	35.611	174	31.696	227	26.436	201	234	9	1:28.650	33.577	195	30.027	230	25.046	200	236
4	1:55.429	34.583	193	33.747	169	47.099	49	236	10	1:28.442	33.571	197	29.992	229	24.879	199	237
5	3:20.460	2:17.513	191	35.494	201	27.453	201		11	1:28.554	33.663	196	29.961	229	24.930	200	236
6	1:28.904	33.985	194	30.031	230	24.888	201	236	12	1:29.376	33.904	194	30.223	228	25.249	200	235

15 Winkelhock, DEU / Pommer, DEU									theoretical besttime: 1:26.804								
1	3:04.292	1:57.787	169	37.719	206	28.786	187		7	4:27.443	33.494	489	29.375	223	24.274	494	226
2	1:50.710	41.599	121	39.266	174	29.845	171	220	7	1:26.982	33.306	190	29.246	222	24.430	193	227
3	1:34.260	37.268	187	31.629	219	25.363	193	201	8	1:31.522	37.418	183	29.783	222	24.321	194	227
4	1:27.714	33.620	189	29.716	221	24.378	193	226	9	1:34.151	33.237	189	33.302	107	27.612	194	227
5	1:56.085	34.213	170	34.169	154	47.703	59	226	10	1:47.283	33.574	189	29.577	221	44.132	59	228
6	2:50.305	1:48.297	167	33.829	216	28.179	192										

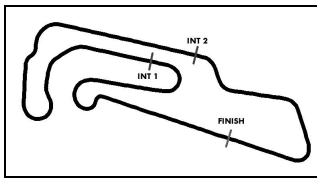
16 Stolz, DEU / Tweraser, AUT									theoretical besttime: 1:26.947								
1	5:26.497	4:18.655	155	38.080	145	29.762	174		6	1:27.144	33.507	188	29.394	223	24.243	196	227
2	1:40.210	39.432	158	33.767	197	27.011	191	194	7	1:27.279	33.430	189	29.510	226	24.339	193	229
3	1:56.086	36.895	183	31.095	219	48.096	51	225	8	1:29.786	34.609	189	30.687	221	24.490	196	226
4	4:56.979	4:00.046	186	30.912	221	26.021	196		9	1:27.386	33.552	188	29.497	221	24.337	193	228
5	1:36.821	40.903	186	29.991	222	25.927	196	226	10	1:49.712	33.310	188	29.731	222	46.671	43	227

17 Jahn, DEU / van der Drift, NZL									theoretical besttime: 1:27.602								
1	3:50.488	2:42.677	138	38.021	188	29.790	178		6	2:48.069	1:41.388	178	33.382	151	33.299	198	
2	1:39.082	38.388	180	33.263	174	27.431	196	197	7	1:27.652	33.375	193	29.592	224	24.685	198	229
3	1:33.429	35.549	153	32.616	222	25.264	198	229	8	1:32.617	33.533	175	33.195	192	25.889	198	230
4	1:28.518	33.666	192	29.882	224	24.970	197	229	9	1:27.798	33.396	193	29.767	223	24.635	197	229
5	2:07.015	39.070	178	35.351	189	52.594	48	173	10	1:49.850	34.666	185	31.651	186	43.533	60	229

20 Krohn, FIN / Tomczyk, DEU									theoretical besttime: 1:26.966								
1	2:53.965	1:44.117	132	39.969	159	29.879	188		7	1:27.110	33.416	192	29.199	225	24.495	196	228
2	1:40.027	38.471	184	33.901	198	27.655	192	190	8	1:32.043	35.688	173	31.325	186	25.030	195	229
3	1:33.460	35.430	186	31.698	221	26.332	196	226	9	1:27.149	33.518	190	29.260	220	24.371	196	228
4	1:30.682	35.044	187	30.224	225	25.414	198	228	10	1:27.317	33.396	189	29.342	222	24.579	193	227
5	1:54.656	35.279	177	33.220	206	46.157	55	230	11	1:29.964	33.412	191	30.940	213	25.612	194	227
6	4:22.261	3:25.106	188	30.332	222	26.823	197		12	1:46.747	33.588	188	29.461	222	43.698	59	228

21 Rogivue, CHE / Rosenqvist, SWE									theoretical besttime: 1:27.345								
1	5:10.022	3:59.817	135	39.339	159	30.866	161		7	1:28.236	33.813	190	29.537	223	24.886	198	230
2	1:44.553	41.649	162	34.218	143	28.686	162	175	8	1:29.919	35.341	172	30.217	223	24.361	198	230
3	1:40.059	38.838	164	35.006	178	26.215	190	174	9	1:28.131	33.834	190	29.467	223	24.830	194	230
4	2:08.331	40.981	148	33.952	161	53.398	52	139	10	1:30.021	35.530	191	29.924	223	24.567	197	229
5	2:10.195	1:07.271	189	34.847	220	28.077	197		11	1:27.581	33.697	190	29.487	223	24.397	198	230
6	1:27.944	33.696	192	29.593	223	24.655	197	229	12	1:28.218	33.517	191	30.009	220	24.692	197	230

22 Feige, DEU / Schothorst, NLD									theoretical besttime: 1:31.962								
1	2:45.230	1:29.487	130	42.720	156	33.023	181		7	1:34.435	36.346	185	31.804	225	26.285	196	226
2	1:44.114	39.764	175	35.842	184	28.508	188	190	8	1:34.312	35.496	186	32.115	224	26.701	195	229
3	1:37.769	37.352	181	33.082	213	27.335	190	214	9	1:32.176	34.676	190	31.345	225	26.155	195	229
4	1:34.433	36.262	185	31.627	217	26.544	190	222	10	1:33.078	34.942	187	31.131	223	27.005	195	229
5	2:05.127	35.220	182	38.632	129	51.275	48	222	11	1:33.704	34.990	187	31.958	210	26.756	192	230
6	3:45.685	2:43.436	182	33.431	222	28.818	192		12	1:54.095	35.344	189	31.335	223	47.416	53	228



ADAC GT Masters

Sector List Qualifying 1

Provisional



Motorsportarena Oschersleben, Length: 3696m

Air temperature: 12.48°C

Track temperature: 12.6°C

Weather condition: Dry

DMSB Reg. Nr.: 93/16
Deutscher Motor Sport Bund e.V.

Saturday, April 16, 2016 9:25:00

Lap	Time	SE1	SP1	SE2	SP2	SE3	SP3	TSP	Lap	Time	SE1	SP1	SE2	SP2	SE3	SP3	TSP
24	Stoll, DEU / Vanthoor, BEL								theoretical besttime: 1:27.574								
1	2:15.927	1:08.275	141	38.573	210	29.079	179		8	1:28.846	34.354	188	29.973	222	24.519	195	228
2	1:40.209	37.279	182	34.531	217	28.399	160	194	9	1:27.741	33.334	189	29.840	222	24.570	194	229
3	1:34.503	36.547	183	31.899	215	26.057	193	212	9	1:30.327	33.494	188	31.982	219	24.851	195	229
4	1:33.288	34.570	184	30.849	221	27.869	195	227	10	1:27.967	33.616	189	29.646	222	24.705	194	227
5	1:28.699	33.815	190	29.915	223	24.969	167	228	11	1:28.582	33.880	189	29.891	222	24.811	195	228
6	2:08.510	41.251	153	35.055	159	52.204	46	147	12	1:27.765	33.409	188	29.706	222	24.650	194	227
7	2:08.227	1:03.275	188	32.228	210	32.724	195		13	1:27.824	33.456	190	29.788	222	24.580	195	227

25	Dobitsch, AUT / Sandström, SWE								theoretical besttime: 1:27.274								
1	3:01.649	1:52.980	110	39.763	187	28.906	182		8	1:28.592	33.715	188	30.266	217	24.611	193	226
2	1:36.393	37.030	182	33.171	216	26.192	192	217	9	1:27.678	33.734	188	29.702	220	24.242	193	226
3	1:30.872	34.640	188	30.944	209	25.288	192	223	10	1:32.708	34.038	180	32.988	162	25.682	193	226
4	1:30.588	33.971	186	30.934	213	25.683	193	226	11	1:27.746	33.478	189	29.554	221	24.714	194	225
5	1:56.914	34.026	167	35.194	156	47.694	59	226	12	1:28.241	33.697	188	29.837	221	24.707	193	227
6	3:11.482	2:06.963	183	32.993	217	31.526	193		13	1:58.280	37.166	148	34.934	170	46.180	59	218
7	1:28.669	33.838	188	30.080	221	24.751	193	225									

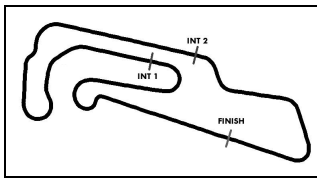
28	Hoevenaars, NLD / Basseng, DEU								theoretical besttime: 1:27.007								
1	4:59.828	3:47.959	118	40.691	158	31.178	158		7	1:27.382	33.404	188	29.431	221	24.547	193	226
2	1:38.919	38.434	183	32.215	216	28.270	190	176	7	1:27.077	33.318	189	29.375	220	24.384	192	226
3	1:30.305	34.404	188	30.768	219	25.133	192	224	8	1:27.174	33.314	189	29.542	220	24.318	193	226
4	2:16.219	35.669	146	44.824	123	55.726	54	225	9	1:38.863	40.231	133	33.854	220	24.778	193	208
5	2:49.645	1:48.716	184	34.135	135	26.794	192		10	1:27.397	33.353	187	29.508	220	24.536	192	226
6	1:28.077	33.635	189	29.726	220	24.716	192	225	11	1:27.182	33.328	188	29.428	222	24.426	194	226

29	De Phillippi, USA / Mies, DEU								theoretical besttime: 1:26.248								
1	4:47.326	3:38.485	177	39.518	174	29.323	190		7	1:29.561	32.925	190	29.509	223	27.127	194	229
2	1:34.812	36.778	177	32.655	216	25.379	194	208	8	1:26.483	33.121	189	29.086	223	24.276	195	228
3	1:27.426	33.654	187	29.433	222	24.339	197	227	9	1:26.598	33.095	189	29.266	221	24.237	194	228
4	1:58.887	33.033	188	35.764	124	50.090	58	230	10	1:30.191	33.733	188	31.258	220	25.200	195	228
5	3:17.837	2:15.155	179	35.778	144	26.904	195		11	1:48.691	33.365	188	31.875	220	43.451	59	228
6	1:26.780	33.274	188	29.250	222	24.256	196	228									

31	Said, USA / Hezemans, NLD								theoretical besttime: 1:30.079								
1	2:35.730	1:23.980	159	41.408	145	30.342	185		4	1:30.079	34.819	184	30.236	219	25.024	194	224
2	1:43.660	38.631	176	34.518	172	30.511	188	187	5	2:54.594	1:08.417	80	52.564	123	53.613	58	224
3	1:36.556	36.793	177	31.833	169	27.930	192	221									

32	Spengler, DEU / Zonzini, SMR								theoretical besttime: 1:27.885								
1	3:47.953	2:39.932	168	38.149	159	29.872	189		7	1:28.217	33.717	190	29.738	223	24.762	193	229
2	1:38.685	37.830	184	34.244	177	26.611	191	210	8	1:28.138	33.405	188	29.743	224	24.990	193	229
3	1:33.885	34.717	189	30.222	225	28.946	192	223	9	1:31.074	33.555	190	32.166	203	25.353	194	229
4	1:30.677	33.890	190	30.399	219	26.388	196	228	10	1:28.064	33.584	188	29.725	226	24.755	193	230
5	2:05.801	39.063	173	34.832	201	51.906	47	171	11	1:36.304	36.856	177	33.458	189	25.990	193	229
6	3:07.037	2:09.113	191	29.923	223	28.001	195		12	1:47.448	33.701	187	30.140	220	43.607	58	229

33	Frankenhout, NLD / Haase, DEU								theoretical besttime: 1:27.820								
1	3:52.615	2:41.273	136	40.449	143	30.893	185		7	1:28.056	33.605	189	29.774	221	24.677	194	226
2	1:41.762	39.375	180	34.595	190	27.792	188	157	8	1:39.059	34.621	184	35.678	183	28.760	193	228
3	1:38.339	37.950	175	33.063	209	27.326	187	208	9	1:29.126	34.151	187	30.025	219	24.950	192	226
4	2:05.908	36.865	176	33.861	153	55.182	31	214	10	1:27.936	33.721	188	29.639	221	24.576	192	226
5	3:44.328	2:44.169	180	34.363	182	25.796	191		11	1:28.584	33.822	187	29.737	222	25.025	193	226
6	1:29.011	34.356	188	29.859	220	24.796	193	226	12	1:35.765	34.048	173	33.366	148	28.351	181	226



ADAC GT Masters

Sector List Qualifying 1

Provisional



Motorsportarena Oschersleben, Length: 3696m

Air temperature: 12.48°C

Track temperature: 12.6°C

Weather condition: Dry

DMSB Reg. Nr.: 93/16
Deutscher Motor Sport Bund e.V.

Saturday, April 16, 2016 9:25:00

Lap	Time	SE1	SP1	SE2	SP2	SE3	SP3	TSP	Lap	Time	SE1	SP1	SE2	SP2	SE3	SP3	TSP
34 Tutumlu Lopez, ESP / van der Linde, ZAF									theoretical besttime: 1:27.248								
1	3:53.364	2:43.723	133	38.965	146	30.676	175		6	1:27.486	33.390	187	29.607	220	24.489	192	226
2	1:47.861	40.244	177	37.887	94	29.730	190	160	7	1:27.381	33.523	186	29.558	220	24.300	191	225
3	1:36.707	36.382	186	31.248	215	29.077	192	224	8	1:27.498	33.494	186	29.660	219	24.344	192	225
4	1:51.219	34.009	186	29.996	219	47.214	57	225	9	1:41.626	39.746	90	36.952	207	24.928	191	225
5	3:50.697	2:52.114	182	32.581	218	26.002	192		10	1:28.186	33.991	184	29.787	219	24.408	191	224
6	1:28.547	33.887	187	29.902	219	24.758	193	225	11	1:27.570	33.515	187	29.651	218	24.404	192	225

36 Dienst, DEU / Zanella, CHE									theoretical besttime: 1:27.191								
1	5:49.321	4:38.549	157	40.837	187	29.935	171		7	1:27.335	33.196	192	29.570	223	24.569	199	230
2	1:38.681	38.803	187	33.457	164	26.421	198	188	8	1:36.789	33.808	190	32.540	163	30.441	196	229
3	1:57.897	36.045	164	32.144	146	49.708	41	227	9	1:28.162	33.615	190	29.866	222	24.681	197	229
4	3:45.169	2:41.618	187	36.491	142	27.060	198		10	1:27.812	33.261	191	29.758	222	24.793	198	230
5	1:28.411	33.718	190	29.795	222	24.898	198	228	11	1:48.358	33.809	191	31.064	220	43.485	59	229
6	1:27.372	33.123	192	29.499	221	24.750	198	229									

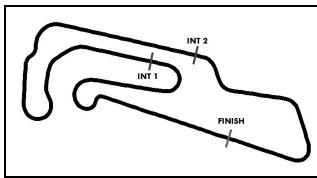
44 Ahlin-Kottulinsky, SWE / Bonanomi, ITA									theoretical besttime: 1:28.080								
1	2:31.431	1:18.663	172	42.063	167	30.705	170		8	1:29.019	33.842	188	30.302	220	24.875	195	225
2	1:43.686	39.192	181	36.052	213	28.442	192	178	9	1:28.084	33.627	187	29.785	220	24.672	195	227
3	1:35.025	35.832	185	32.592	219	26.601	192	225	10	1:29.302	33.865	188	30.166	221	25.271	194	228
4	1:33.206	36.301	185	30.978	220	25.927	195	226	11	1:43.479	40.055	110	37.808	175	25.616	194	198
5	2:00.475	34.075	188	30.414	176	55.986	29	227	12	1:32.716	33.944	188	31.330	156	27.442	194	227
6	3:59.989	2:56.722	185	34.459	136	28.808	193		13	1:28.557	33.879	187	30.010	220	24.668	195	227
7	1:29.646	34.088	187	30.506	219	25.052	194	226									

50 Geipel, DEU / Frey, CHE									theoretical besttime: 1:27.417								
1	3:22.311	2:03.941	120	43.935	121	34.435	183		7	1:31.906	33.746	189	29.631	220	28.529	194	226
2	1:37.256	37.350	180	32.863	183	27.043	192	214	8	1:28.491	33.480	189	30.412	220	24.599	193	226
3	1:31.111	34.647	187	31.155	218	25.309	194	225	9	1:27.460	33.323	190	29.674	220	24.463	194	226
4	1:28.344	33.996	187	29.766	220	24.582	195	226	10	1:27.601	33.403	190	29.730	219	24.468	194	227
5	1:57.272	34.540	172	34.291	169	48.441	49	226	11	1:27.956	33.444	191	29.712	220	24.800	195	226
6	3:41.510	2:43.287	179	33.171	215	25.052	195		12	1:46.272	33.626	189	29.773	221	42.873	59	229

55 Schreier, DEU / Maassen, NLD									theoretical besttime: 1:27.208								
1	3:02.793	1:50.923	137	41.879	124	29.991	187		8	1:27.772	33.471	188	29.556	222	24.745	195	227
2	1:37.921	37.560	184	33.981	216	26.380	193	217	9	1:27.603	33.256	188	29.614	222	24.733	193	228
3	1:30.478	34.619	187	30.534	220	25.325	194	226	10	1:27.608	33.558	188	29.612	222	24.438	194	227
4	1:28.814	33.667	187	30.196	221	24.951	194	227	11	1:27.851	33.630	187	29.591	222	24.630	194	227
5	1:57.948	33.756	187	35.779	150	48.413	59	228	12	1:27.607	33.476	188	29.560	221	24.571	193	227
6	3:29.932	2:26.239	172	36.849	140	26.844	194		13	1:28.080	33.765	187	29.532	220	24.783	194	225
7	1:27.622	33.517	187	29.514	222	24.591	194	227									

63 Ineichen, CHE / Engelhart, DEU									theoretical besttime: 1:27.506								
1	5:06.897	4:01.887	162	36.322	203	28.688	167		6	1:27.766	33.421	189	29.858	226	24.487	199	230
2	1:40.641	41.595	174	33.077	214	25.969	197	174	7	1:27.512	33.264	190	29.744	225	24.540	200	233
3	1:29.589	34.889	190	30.042	224	24.658	200	229	7	1:29.225	33.336	190	29.985	224	25.904	197	235
4	2:10.621	37.960	142	39.234	157	53.427	47	231	8	1:27.567	33.397	191	29.717	227	24.453	200	231
5	3:25.587	2:29.430	187	30.890	225	25.267	198		9	1:28.343	33.350	191	30.156	222	24.837	198	232
6	1:27.980	33.476	190	29.933	224	24.574	199	234									

66 Lindholm, DEU / Gies, DEU									theoretical besttime:								
1	4:32.170	2:49.277	116	47.584	133	55.309	53										



ADAC GT Masters

Sector List Qualifying 1

Provisional



Motorsportarena Oschersleben, Length: 3696m

Air temperature: 12.48°C

Track temperature: 12.6°C

Weather condition: Dry

DMSB Reg. Nr.: 93/16
Deutscher Motor Sport Bund e.V.

Saturday, April 16, 2016 9:25:00

Lap	Time	SE1	SP1	SE2	SP2	SE3	SP3	TSP	Lap	Time	SE1	SP1	SE2	SP2	SE3	SP3	TSP
67 Zampieri, ITA / Niederhauser, CHE									theoretical besttime: 1:27.143								
1	5:18.342	4:11.285	153	37.943	163	29.114	149		7	1:30.958	35.354	185	30.493	223	25.111	195	227
2	1:38.337	39.260	183	32.923	191	26.154	193	176	8	1:27.506	33.554	189	29.363	222	24.589	194	227
3	1:32.050	35.272	185	30.203	218	26.575	195	227	9	1:27.116	33.458	189	29.294	221	24.364	193	227
4	2:06.381	40.613	177	34.437	195	51.331	49	161	9	1:27.237	33.426	189	29.423	222	24.388	193	227
5	2:00.623	1:04.273	185	30.319	221	26.031	195		10	1:27.514	33.504	188	29.540	222	24.470	194	227
6	1:28.129	34.104	187	29.329	221	24.696	195	226	11	1:57.031	34.950	186	32.401	166	49.680	41	228

69 Assenheimer, DEU / Schwager, DEU									theoretical besttime: 1:26.959								
1	2:09.321	59.691	151	39.205	152	30.425	178		8	1:28.523	33.913	192	30.146	225	24.464	200	232
2	1:38.917	38.470	186	33.314	208	27.133	197	196	9	1:27.091	33.252	193	29.390	225	24.449	201	231
3	1:32.675	35.626	189	31.318	203	25.731	198	228	10	1:27.320	33.120	194	29.537	225	24.663	200	232
4	1:33.608	35.318	179	32.841	218	25.449	199	230	11	1:46.436	33.305	192	30.207	225	42.924	58	232
5	1:28.038	33.708	194	29.492	225	24.838	200	232	12	2:40.958	1:46.112	194	29.898	223	24.948	201	
6	2:08.235	35.839	166	37.443	157	54.953	46	231	13	1:46.719	33.391	194	29.657	224	43.671	58	232
7	3:03.440	2:00.999	163	36.859	220	25.582	201										

77 Gounon, FRA / Keilwitz, DEU									theoretical besttime: 1:27.454								
1	2:14.570	1:06.532	134	37.736	191	30.302	185		6	2:11.099	37.371	139	38.979	156	54.749	45	229
2	1:38.870	38.107	172	33.838	218	26.925	195	192	7	7:46.108	6:50.641	188	29.917	223	25.550	196	
3	1:29.535	33.901	191	29.960	222	25.674	198	227	8	1:37.629	42.990	188	29.991	223	24.648	196	228
4	1:27.972	33.589	189	29.457	224	24.926	196	229	9	1:27.454	33.531	190	29.435	224	24.488	198	229
5	1:27.576	33.558	189	29.484	223	24.534	196	228	10	1:49.155	33.982	192	30.039	216	45.134	58	230

99 Renauer, DEU / Ragginger, AUT									theoretical besttime: 1:27.112								
1	2:26.429	1:16.535	167	40.721	210	29.173	192		6	1:32.847	33.406	193	33.600	170	25.841	197	230
2	1:39.444	36.693	187	32.116	219	30.635	194	222	7	1:26.777	33.207	193	29.277	223	24.293	197	230
3	1:41.896	35.057	190	37.151	217	29.688	197	226	7	1:27.233	33.304	193	29.473	224	24.456	197	230
4	1:34.667	36.690	181	30.923	223	27.054	198	228	8	1:27.119	33.225	193	29.480	224	24.414	197	230
4	1:59.098	33.527	194	30.621	172	54.950	31	229	9	1:45.814	33.297	193	29.852	223	42.665	59	230
5	3:37.468	2:39.265	185	32.590	222	25.613	198		10	2:07.798	56.029	190	30.026	224	41.743	59	
6	1:27.541	33.547	193	29.444	224	24.550	198	231									