

Circuit de Spa
TCR BeNeLux
RACE 1

AMENDED CLASSIFICATION

22/05/2016

Clas.	Nº	Entrant	Driver	Driver 2	Team	Car	Group	Class	Laps	Total Time	Km/h.	Gap	Best Time	Km/h.
1	18	Boutsen Ginion Racing	MONTEIRO Tiago		Boutsen Ginion Racing	Honda Civic TCR	TCR		8	2'053.606	160.908		4	2'35.564 162.084
2	2	Delahaye Racing Team	MONDRON Guillaume		Delahaye Racing	SEAT Leon TCR	TCR		8	2'057.131	160.457	3"525	4	2'35.894 161.741
3	4	Delahaye Racing Team	DE LEVAL Romain		Delahaye Racing	VW Golf TCR	TCR		8	2'109.031	158.953	15"425	4	2'35.941 161.692
4	20	Belgian VW Club	BALTHAZAR Kevin		Milo Racing	VW Golf TCR	TCR		8	2'109.235	158.927	15"629	4	2'36.204 161.420
5	10	Ferry Monster Autosport	RADERMECKER Vincent		Ferry Monster Autosport	SEAT Leon TCR	TCR		8	2'119.211	157.688	25"605	5	2'34.669 163.022
6	9	Bas Koeten Racing	CENCETTI Loris		Bas Koeten Racing	SEAT Leon TCR	TCR		8	2'120.818	157.490	27"212	5	2'36.872 160.733
7	11	Bas Koeten Racing	CORONEL Tom		Bas Koeten Racing	SEAT Leon TCR	TCR		8	2'122.053	157.338	28"447	4	2'36.296 161.325
8	52	Team WRT	POTTY Maxime		WRT	VW Golf TCR	TCR		8	2'123.546	157.155	29"940	5	2'37.236 160.361
9	21	Belgian VW Club	DERMONT David		Milo Racing	VW Golf TCR	TCR		8	2'125.703	156.891	32"097	5	2'37.448 160.145
10	7	Team WRT	DEJONGHE Sam		RACB Natonal Team	SEAT Leon TCR	TCR		8	2'126.878	160.490	33"272	5	2'35.716 161.926
11	3	Delahaye Racing Team	VAN DALEN Didier		Delahaye Racing	VW Golf TCR	TCR		8	2'139.008	158.956	45"402	4	2'36.082 161.546
12	5	Boutsen Ginion Racing	LESSENNES Benjamin		Boutsen Ginion Racing	Honda Civic TCR	TCR		7	2'022.687	147.986	1 Lap.	4	2'36.454 161.162

NOT CLASSIFIED

13	23	Ecurie Le Perron	CAPRASSE Frédéric		DG Sport Compétition	Opel Astra TCR	TCR		2	05'21.409	156.900	6 Lap.	2	2'37.534 160.057
----	----	------------------	-------------------	--	----------------------	----------------	-----	--	---	-----------	---------	--------	---	------------------

Number 7 +30 seconds Time Penalty equivalet to Drive Trough

Number 5 +30 seconds Time Penalty equivalet to Drive Trough

Incident 9-5 at T13 No further actions

Number 3 +30 seconds Time Penalty

Fastest lap RADERMECKER Vincent 2'34.669 163.022 Km/h.

Published at:.....

Track Status **DRY**

Stewards:	Race Director:	Timekeeper:
------------------	-----------------------	------------------------





Circuit de Spa
TCR BeNeLux
RACE 1

LAP ANALYSIS

22/05/2016

Number	2			3			4			5			7		
Lap	Lap Time	Partial	Speed	Lap Time	Partial	Speed	Lap Time	Partial	Speed	Lap Time	Partial	Speed	Lap Time	Partial	Speed
1 ^a - 1	0'45.815	0'45.815	223.924	0'49.831	0'49.831	228.293	0'46.929	0'46.929	223.924	0'49.646	0'49.646	219.719	0'47.110	0'47.110	223.924
1 ^a - 2	1'59.304	1'13.489		2'04.864	1'15.033		2'02.790	1'15.861		2'08.178	1'18.532		1'59.806	1'12.696	
1 ^a - 3	2'39.077	0'39.773		2'45.660	0'40.796		2'42.982	0'40.192		2'49.212	0'41.034		2'39.584	0'39.778	
2 ^a - 1	0'45.461	0'45.461	229.412	0'45.095	0'45.095	217.675	0'45.803	0'45.803	216.667	0'45.974	0'45.974	227.185	0'45.035	0'45.035	232.836
2 ^a - 2	1'57.024	1'11.563		1'57.964	1'12.869		1'58.115	1'12.312		1'59.250	1'13.276		1'56.817	1'11.782	
2 ^a - 3	2'36.823	0'39.799		2'38.760	0'40.796		2'38.741	0'40.626		2'39.650	0'40.400		2'36.594	0'39.777	
3 ^a - 1	0'45.063	0'45.063	235.176	0'45.630	0'45.630	231.684	0'46.123	0'46.123	208.929	0'45.315	0'45.315	229.412	0'45.121	0'45.121	231.684
3 ^a - 2	1'56.392	1'11.329		1'56.845	1'11.215		1'58.219	1'12.096		1'58.606	1'13.291		1'56.361	1'11.240	
3 ^a - 3	2'36.214	0'39.822		2'36.719	0'39.874		2'37.920	0'39.701		2'38.676	0'40.070		2'36.202	0'39.841	
4 ^a - 1	0'45.130	0'45.130	231.684	0'44.811	0'44.811	234.001	0'45.438	0'45.438	226.087	0'45.631	0'45.631	229.412	0'45.135	0'45.135	230.542
4 ^a - 2	1'56.229	1'11.099		1'56.264	1'11.453		1'56.515	1'11.077		1'56.933	1'11.302		1'56.322	1'11.187	
4 ^a - 3	2'35.894	0'39.665		2'36.082	0'39.818		2'35.941	0'39.426		2'36.454	0'39.521		2'36.032	0'39.710	
5 ^a - 1	0'44.392	0'44.392	234.000	0'44.888	0'44.888	230.542	0'45.889	0'45.889	225.000	0'44.980	0'44.980	222.858	0'44.844	0'44.844	236.364
5 ^a - 2	1'55.908	1'11.516		1'56.036	1'11.148		1'57.116	1'11.227		1'56.708	1'11.728		1'55.972	1'11.128	
5 ^a - 3	2'36.009	0'40.101		2'36.439	0'40.403		2'37.228	0'40.112		2'36.896	0'40.188		2'35.716	0'39.744	
6 ^a - 1	0'46.327	0'46.327	232.836	0'45.060	0'45.060	231.684	0'45.598	0'45.598	227.185	0'44.590	0'44.590	219.719	0'45.688	0'45.688	230.542
6 ^a - 2	1'57.422	1'11.095		1'56.812	1'11.752		1'57.120	1'11.522		1'56.453	1'11.863		1'56.716	1'11.028	
6 ^a - 3	2'37.228	0'39.806		2'37.443	0'40.631		2'37.650	0'40.530		2'37.492	0'41.039		2'36.490	0'39.774	
7 ^a - 1	0'45.255	0'45.255	229.412	0'45.456	0'45.456	229.412	0'45.336	0'45.336	225.001	0'45.374	0'45.374	223.924	0'45.120	0'45.120	230.542
7 ^a - 2	1'57.015	1'11.760		1'57.872	1'12.416		1'57.219	1'11.883		2'33.089	1'47.715		1'56.488	1'11.368	
7 ^a - 3	2'37.175	0'40.160		2'38.734	0'40.862		2'38.071	0'40.852		3'54.307	1'21.218		2'36.671	0'40.183	
8 ^a - 1	0'45.817	0'45.817	228.293	0'45.665	0'45.665	229.412	0'46.625	0'46.625	223.924				0'45.867	0'45.867	228.293
8 ^a - 2	1'57.825	1'12.008		1'58.266	1'12.601		1'59.079	1'12.454					1'58.008	1'12.141	
8 ^a - 3	2'38.711	0'40.886		2'39.171	0'40.905		2'40.498	0'41.419					2'39.589	0'41.581	

Ideal Lap	
0'44.392	0'44.392
1'55.487	1'11.095
2'35.152	0'39.665

Ideal Lap	
0'44.811	0'44.811
1'55.959	1'11.148
2'35.777	0'39.818

Ideal Lap	
0'45.336	0'45.336
1'56.413	1'11.077
2'35.839	0'39.426

Ideal Lap	
0'44.590	0'44.590
1'55.892	1'11.302
2'35.413	0'39.521

Ideal Lap	
0'44.844	0'44.844
1'55.872	1'11.028
2'35.582	0'39.710

Ideal Best Lap	
0'44.392	0'44.392
1'55.060	1'10.668
2'34.354	0'39.294





Circuit de Spa
TCR BeNeLux
RACE 1

LAP ANALYSIS

22/05/2016

Number	9			10			11			18			20		
	Lap Time	Partial	Speed	Lap Time	Partial	Speed	Lap Time	Partial	Speed	Lap Time	Partial	Speed	Lap Time	Partial	Speed
1 ^a - 1	0'48.237	0'48.237	205.264	0'44.464	0'44.464	227.185	1'01.468	1'01.468	201.725	0'45.781	0'45.781	222.858	0'47.285	0'47.285	216.667
1 ^a - 2	2'04.382	1'16.145		1'57.304	1'12.840		2'15.372	1'13.904		1'58.947	1'13.166		2'03.719	1'16.434	
1 ^a - 3	2'45.144	0'40.762		2'37.619	0'40.315		2'55.561	0'40.189		2'38.939	0'39.992		2'44.524	0'40.805	
2 ^a - 1	0'45.376	0'45.376	226.087	0'45.098	0'45.098	232.836	0'46.198	0'46.198	227.185	0'45.128	0'45.128	234.001	0'45.664	0'45.664	231.684
2 ^a - 2	1'58.164	1'12.788		1'56.567	1'11.469		1'58.669	1'12.471		1'56.944	1'11.816		1'58.344	1'12.680	
2 ^a - 3	2'38.973	0'40.809		2'36.989	0'40.422		2'38.683	0'40.014		2'36.699	0'39.755		2'39.060	0'40.716	
3 ^a - 1	0'46.037	0'46.037	213.699	0'45.012	0'45.012	231.684	0'45.584	0'45.584	229.412	0'44.634	0'44.634	232.836	0'45.085	0'45.085	217.675
3 ^a - 2	1'59.385	1'13.348		1'56.182	1'11.170		1'57.279	1'11.695		1'56.272	1'11.638		1'57.211	1'12.126	
3 ^a - 3	2'39.779	0'40.394		2'36.027	0'39.845		2'37.618	0'40.339		2'36.226	0'39.954		2'36.994	0'39.783	
4 ^a - 1	0'45.630	0'45.630	228.293	1'07.885	1'07.885	225.001	0'45.513	0'45.513	228.293	0'44.968	0'44.968	231.684	0'44.990	0'44.990	234.000
4 ^a - 2	1'58.884	1'13.254		2'18.802	1'10.917		1'56.564	1'11.051		1'55.855	1'10.887		1'56.398	1'11.408	
4 ^a - 3	2'39.485	0'40.601		2'58.096	0'39.294		2'36.296	0'39.732		2'35.564	0'39.709		2'36.204	0'39.806	
5 ^a - 1	0'45.230	0'45.230	231.684	0'44.500	0'44.500	235.176	0'45.211	0'45.211	225.001	0'44.673	0'44.673	230.542	0'45.805	0'45.805	232.836
5 ^a - 2	1'57.064	1'11.834		1'55.168	1'10.668		1'56.891	1'11.680		1'55.622	1'10.949		1'57.583	1'11.778	
5 ^a - 3	2'36.872	0'39.808		2'34.669	0'39.501		2'36.855	0'39.964		2'35.574	0'39.952		2'37.882	0'40.299	
6 ^a - 1	0'44.973	0'44.973	231.684	0'44.754	0'44.754	232.836	0'45.130	0'45.130	231.684	0'44.652	0'44.652	232.836	0'45.580	0'45.580	228.293
6 ^a - 2	1'56.784	1'11.811		1'55.694	1'10.940		1'57.361	1'12.231		1'55.903	1'11.251		1'56.962	1'11.382	
6 ^a - 3	2'37.929	0'41.145		2'35.507	0'39.813		2'37.500	0'40.139		2'35.851	0'39.948		2'37.123	0'40.161	
7 ^a - 1	0'45.210	0'45.210	221.801	0'45.101	0'45.101	218.692	0'45.527	0'45.527	228.293	0'44.846	0'44.846	229.412	0'45.568	0'45.568	232.836
7 ^a - 2	2'00.414	1'15.204		1'58.408	1'13.307		1'56.965	1'11.438		1'56.059	1'11.213		1'57.778	1'12.210	
7 ^a - 3	2'41.739	0'41.325		2'39.246	0'40.838		2'37.583	0'40.618		2'36.055	0'39.996		2'38.487	0'40.709	
8 ^a - 1	0'46.716	0'46.716	230.542	0'46.529	0'46.529	227.185	0'46.698	0'46.698	226.087	0'45.398	0'45.398	227.185	0'45.773	0'45.773	220.755
8 ^a - 2	2'00.329	1'13.613		2'00.016	1'13.487		2'00.446	1'13.748		1'57.603	1'12.205		1'58.293	1'12.520	
8 ^a - 3	2'40.897	0'40.568		2'41.058	0'41.042		2'41.957	0'41.511		2'38.698	0'41.095		2'38.961	0'40.668	

Ideal Lap	
0'44.973	0'44.973
1'56.784	1'11.811
2'36.592	0'39.808

Ideal Lap	
0'44.464	0'44.464
1'55.132	1'10.668
2'34.426	0'39.294

Ideal Lap	
0'45.130	0'45.130
1'56.181	1'11.051
2'35.913	0'39.732

Ideal Lap	
0'44.634	0'44.634
1'55.521	1'10.887
2'35.230	0'39.709

Ideal Lap	
0'44.990	0'44.990
1'56.372	1'11.382
2'36.155	0'39.783

Ideal Best Lap	
0'44.392	0'44.392
1'55.060	1'10.668
2'34.354	0'39.294



Circuit de Spa
TCR BeNeLux
RACE 1

LAP ANALYSIS

22/05/2016

Number	21			23			52		
	Lap Time	Partial	Speed	Lap Time	Partial	Speed	Lap Time	Partial	Speed
1 ^a - 1	0'55.764	0'55.764	216.667	0'48.136	0'48.136	214.679	0'50.135	0'50.135	199.149
1 ^a - 2	2'10.163	1'14.399		2'03.447	1'15.311		2'06.557	1'16.422	
1 ^a - 3	2'52.118	0'41.955		2'43.875	0'40.428		2'47.641	0'41.084	
2 ^a - 1	0'46.495	0'46.495	227.185	0'44.614	0'44.614	234.001	0'45.964	0'45.964	221.801
2 ^a - 2	1'59.311	1'12.816		1'56.523	1'11.909		1'58.847	1'12.883	
2 ^a - 3	2'40.417	0'41.106		2'37.534	0'41.011		2'38.884	0'40.037	
3 ^a - 1	0'46.351	0'46.351	223.924	0'46.307	0'46.307	205.264	0'44.951	0'44.951	230.542
3 ^a - 2	1'58.740	1'12.389					1'58.444	1'13.493	
3 ^a - 3	2'39.788	0'41.048					2'38.285	0'39.841	
4 ^a - 1	0'46.059	0'46.059	226.087				0'45.084	0'45.084	228.293
4 ^a - 2	1'58.285	1'12.226					1'57.294	1'12.210	
4 ^a - 3	2'38.563	0'40.278					2'37.435	0'40.141	
5 ^a - 1	0'45.587	0'45.587	228.293				0'45.085	0'45.085	230.542
5 ^a - 2	1'56.729	1'11.142					1'56.924	1'11.839	
5 ^a - 3	2'37.448	0'40.719					2'37.236	0'40.312	
6 ^a - 1	0'46.313	0'46.313	227.185				0'45.185	0'45.185	230.542
6 ^a - 2	1'57.385	1'11.072					1'57.015	1'11.830	
6 ^a - 3	2'38.208	0'40.823					2'38.339	0'41.324	
7 ^a - 1	0'45.756	0'45.756	228.293				0'45.383	0'45.383	227.185
7 ^a - 2	1'57.247	1'11.491					1'58.486	1'13.103	
7 ^a - 3	2'38.433	0'41.186					2'40.738	0'42.252	
8 ^a - 1	0'46.421	0'46.421	223.924				0'48.014	0'48.014	220.755
8 ^a - 2	1'59.003	1'12.582					2'01.115	1'13.101	
8 ^a - 3	2'40.728	0'41.725					2'44.988	0'43.873	

Ideal Lap	
0'45.587	0'45.587
1'56.659	1'11.072
2'36.937	0'40.278

Ideal Lap	
0'44.614	0'44.614
1'56.523	1'11.909
2'36.951	0'40.428

Ideal Lap	
0'44.951	0'44.951
1'56.781	1'11.830
2'36.622	0'39.841

Ideal Best Lap	
0'44.392	0'44.392
1'55.060	1'10.668
2'34.354	0'39.294



Circuit de Spa TCR BeNeLux RACE 1

Best Sectors Results

22/05/2016

Sector - 1				Sector - 2				Sector - 3				Ideal Lap vs Best Lap			
Ord.	N°	Driver	Time	N°	Driver	Time	N°	Driver	Time	Ord.	N°	Driver	Ideal Lap	Best Lap	Ord.
1	2	MONDRON Guillaume	44.392	10	RADERMECKER Vincent	1'10.668	10	RADERMECKER Vincent	39.294	1	10	RADERMECKER Vincent	2'34.426	2'34.669	1
2	10	RADERMECKER Vincent	44.464	18	MONTEIRO Tiago	1'10.887	4	DE LEVAL Romain	39.426	2	2	MONDRON Guillaume	2'35.152	2'35.894	4
3	5	LESSENNES Benjamin	44.590	7	DEJONGHE Sam	1'11.028	5	LESSENNES Benjamin	39.521	3	18	MONTEIRO Tiago	2'35.230	2'35.564	2
4	23	CAPRASSE Frédéric	44.614	11	CORONEL Tom	1'11.051	2	MONDRON Guillaume	39.665	4	5	LESSENNES Benjamin	2'35.413	2'36.454	9
5	18	MONTEIRO Tiago	44.634	21	DERMONT David	1'11.072	18	MONTEIRO Tiago	39.709	5	7	DEJONGHE Sam	2'35.582	2'35.716	3
6	3	VAN DALEN Didier	44.811	4	DE LEVAL Romain	1'11.077	7	DEJONGHE Sam	39.710	6	3	VAN DALEN Didier	2'35.777	2'36.082	6
7	7	DEJONGHE Sam	44.844	2	MONDRON Guillaume	1'11.095	11	CORONEL Tom	39.732	7	4	DE LEVAL Romain	2'35.839	2'35.941	5
8	52	POTTY Maxime	44.951	3	VAN DALEN Didier	1'11.148	20	BALTHAZAR Kevin	39.783	8	11	CORONEL Tom	2'35.913	2'36.296	8
9	9	CENCETTI Loris	44.973	5	LESSENNES Benjamin	1'11.302	9	CENCETTI Loris	39.808	9	20	BALTHAZAR Kevin	2'36.155	2'36.204	7
10	20	BALTHAZAR Kevin	44.990	20	BALTHAZAR Kevin	1'11.382	3	VAN DALEN Didier	39.818	10	9	CENCETTI Loris	2'36.592	2'36.872	10
11	11	CORONEL Tom	45.130	9	CENCETTI Loris	1'11.811	52	POTTY Maxime	39.841	11	52	POTTY Maxime	2'36.622	2'37.236	11
12	4	DE LEVAL Romain	45.336	52	POTTY Maxime	1'11.830	21	DERMONT David	40.278	12	21	DERMONT David	2'36.937	2'37.448	12
13	21	DERMONT David	45.587	23	CAPRASSE Frédéric	1'11.909	23	CAPRASSE Frédéric	40.428	13	23	CAPRASSE Frédéric	2'36.951	2'37.534	13





Circuit de Spa

TCR BeNeLux

RACE 1

BEST TOP SPEEDS

22/05/2016

Ord.	N°	Entrant	Driver	Driver 2	Team	Car	Group	Class	Top 1		Top 2		Top 3		Top 4		Top 5		Avg.
									Km/h	Lap	Km/h	Lap	Km/h	Lap	Km/h	Lap	Km/h	Lap	
1	7	Team WRT	DEJONGHE Sam		RACB Natonal Team	SEAT Leon TCR	TCR		236.364	5	232.836	2	231.683	3	230.542	4	230.542	6	232.393
2	2	Delahaye Racing Team	MONDRON Guillaume		Delahaye Racing	SEAT Leon TCR	TCR		235.176	3	234.000	5	232.836	6	231.683	4	229.412	7	232.621
3	10	Ferry Monster Autosport	RADERMECKER Vincent		Ferry Monster Autosport	SEAT Leon TCR	TCR		235.176	5	232.836	2	232.836	6	231.683	3	227.184	8	231.943
4	3	Delahaye Racing Team	VAN DALEN Didier		Delahaye Racing	VW Golf TCR	TCR		234.000	4	231.683	3	231.683	6	230.542	5	229.412	8	231.464
5	18	Boutsen Ginion Racing	MONTEIRO Tiago		Boutsen Ginion Racing	Honda Civic TCR	TCR		234.000	2	232.836	3	232.836	6	231.683	4	230.542	5	232.379
6	20	Belgian VW Club	BALTHAZAR Kevin		Milo Racing	VW Golf TCR	TCR		234.000	4	232.836	5	232.836	7	231.683	2	228.293	6	231.929
7	23	Ecurie Le Perron	CAPRASSE Frédéric		DG Sport Compétition	Opel Astra TCR	TCR		234.000	2	214.679	1	205.263	3					217.981
8	9	Bas Koeten Racing	CENCETTI Loris		Bas Koeten Racing	SEAT Leon TCR	TCR		231.683	5	231.683	6	230.542	8	228.293	4	226.087	2	229.658
9	11	Bas Koeten Racing	CORONEL Tom		Bas Koeten Racing	SEAT Leon TCR	TCR		231.683	6	229.412	3	228.293	4	228.293	7	227.184	2	228.973
10	52	Team WRT	POTTY Maxime		WRT	VW Golf TCR	TCR		230.542	3	230.542	5	230.542	6	228.293	4	227.184	7	229.421
11	5	Boutsen Ginion Racing	LESSENNES Benjamin		Boutsen Ginion Racing	Honda Civic TCR	TCR		229.412	3	229.412	4	227.184	2	223.923	7	222.857	5	226.558
12	21	Belgian VW Club	DERMONT David		Milo Racing	VW Golf TCR	TCR		228.293	5	228.293	7	227.184	6	227.184	2	226.087	4	227.408
13	4	Delahaye Racing Team	DE LEVAL Romain		Delahaye Racing	VW Golf TCR	TCR		227.184	6	226.087	4	225.000	7	225.000	5	223.923	1	225.439





Circuit de Spa TCR BeNeLux RACE 1

FASTEST LAP SEQUENCE

22/05/2016

Time of Day	Session Time	N°	Entrant	Driver	Driver 2	Team	Car	Group	Time	Km/h	Lap
11:18'43.351	2'37.619	10	Ferry Monster Autosport	RADERMECKER Vincent		Ferry Monster Autosport	SEAT Leon TCR	TCR	2'37.619	159.971	1
11:21'20.393	5'14.608	10	Ferry Monster Autosport	RADERMECKER Vincent		Ferry Monster Autosport	SEAT Leon TCR	TCR	2'36.989	160.613	2
11:21'20.783	5'15.638	18	Boutsen Ginion Racing	MONTEIRO Tiago		Boutsen Ginion Racing	Honda Civic TCR	TCR	2'36.699	160.910	2
11:21'21.253	5'16.178	7	Team WRT	DEJONGHE Sam		RACB Natonal Team	SEAT Leon TCR	TCR	2'36.594	161.018	2
11:23'55.650	7'50.635	10	Ferry Monster Autosport	RADERMECKER Vincent		Ferry Monster Autosport	SEAT Leon TCR	TCR	2'36.027	161.603	3
11:26'32.989	1'56.841	18	Boutsen Ginion Racing	MONTEIRO Tiago		Boutsen Ginion Racing	Honda Civic TCR	TCR	2'35.564	162.084	4
11:29'29.152	4'52.813	10	Ferry Monster Autosport	RADERMECKER Vincent		Ferry Monster Autosport	SEAT Leon TCR	TCR	2'34.669	163.022	5





Circuit de Spa TCR BeNeLux RACE 1

EVENT MAXIMUM SPEED

22/05/2016

Ord.	N°	Entrant	Driver	Driver 2	Team	Car	Group	Class	Km/h	Lap	Session
1	10	Ferry Monster Autosport	RADERMECKER Vincent		Ferry Monster Autosport	SEAT Leon TCR	TCR		240.001	7	Qualifying Race
2	5	Boutsen Ginion Racing	LESSENNES Benjamin		Boutsen Ginion Racing	Honda Civic TCR	TCR		237.564	7	Qualifying Race
3	18	Boutsen Ginion Racing	MONTEIRO Tiago		Boutsen Ginion Racing	Honda Civic TCR	TCR		237.564	6	Qualifying Race
4	52	Team WRT	POTTY Maxime		WRT	VW Golf TCR	TCR		237.564	8	Qualifying Race
5	2	Delahaye Racing Team	MONDRON Guillaume		Delahaye Racing	SEAT Leon TCR	TCR		236.364	3	Qualifying Race
6	3	Delahaye Racing Team	VAN DALEN Didier		Delahaye Racing	VW Golf TCR	TCR		236.364	10	Qualifying Race
7	7	Team WRT	DEJONGHE Sam		RACB Natonal Team	SEAT Leon TCR	TCR		236.364	5	RACE 1
8	4	Delahaye Racing Team	DE LEVAL Romain		Delahaye Racing	VW Golf TCR	TCR		235.176	9	Qualifying Race
9	23	Ecurie Le Perron	CAPRASSE Frédéric		DG Sport Compétition	Opel Astra TCR	TCR		234.001	2	RACE 1
10	20	Belgian VW Club	BALTHAZAR Kevin		Milo Racing	VW Golf TCR	TCR		234.000	4	RACE 1
11	9	Bas Koeten Racing	CENCETTI Loris		Bas Koeten Racing	SEAT Leon TCR	TCR		231.684	5	RACE 1
12	11	Bas Koeten Racing	CORONEL Tom		Bas Koeten Racing	SEAT Leon TCR	TCR		231.684	6	RACE 1
13	21	Belgian VW Club	DERMONT David		Milo Racing	VW Golf TCR	TCR		231.684	2	Qualifying Race

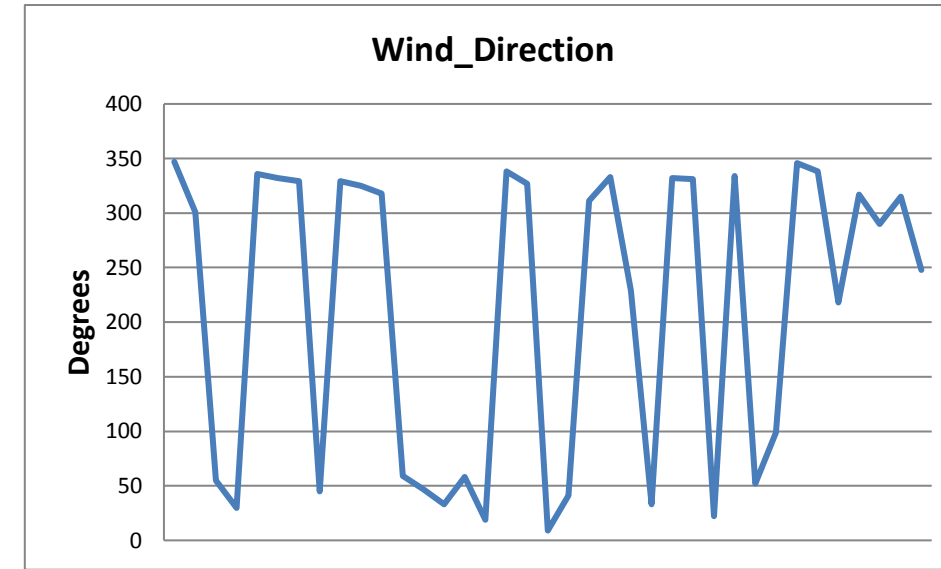
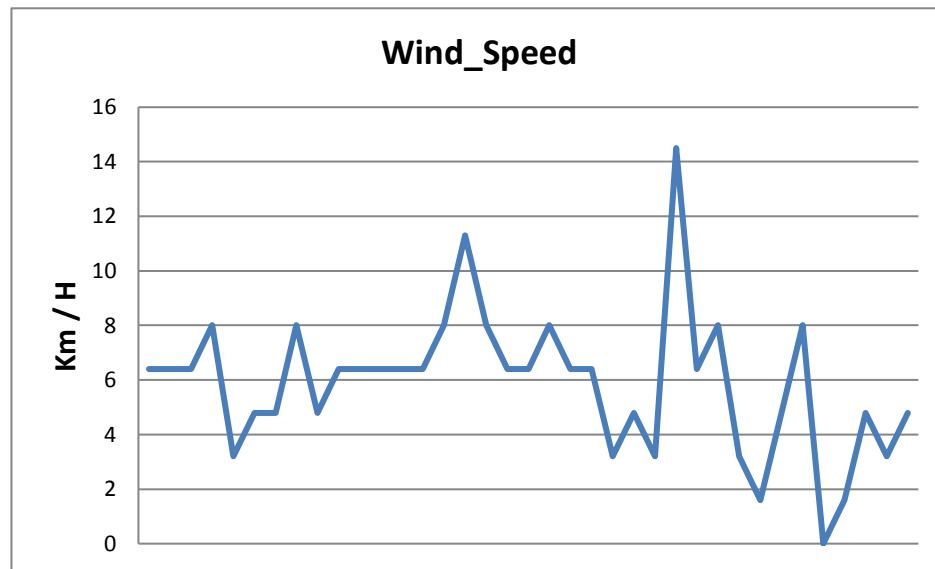
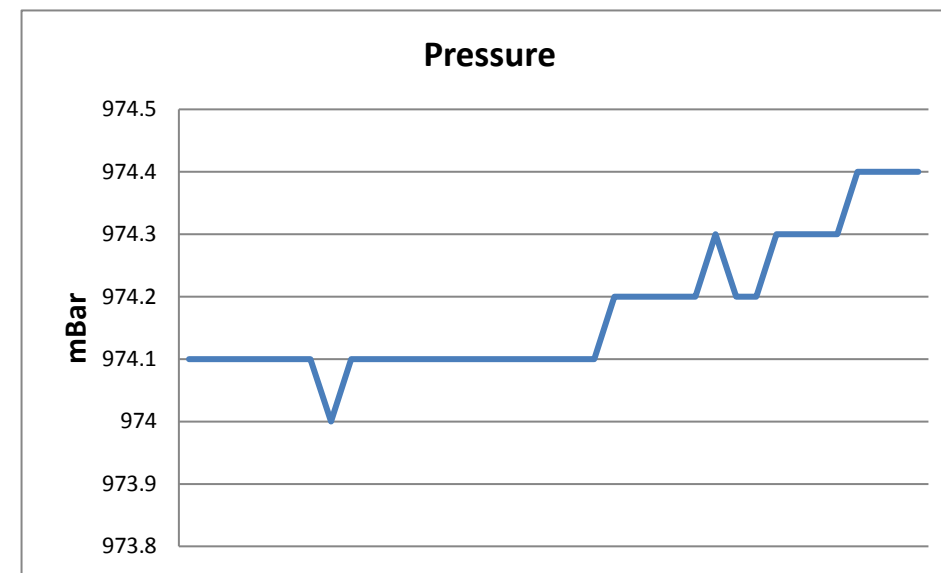
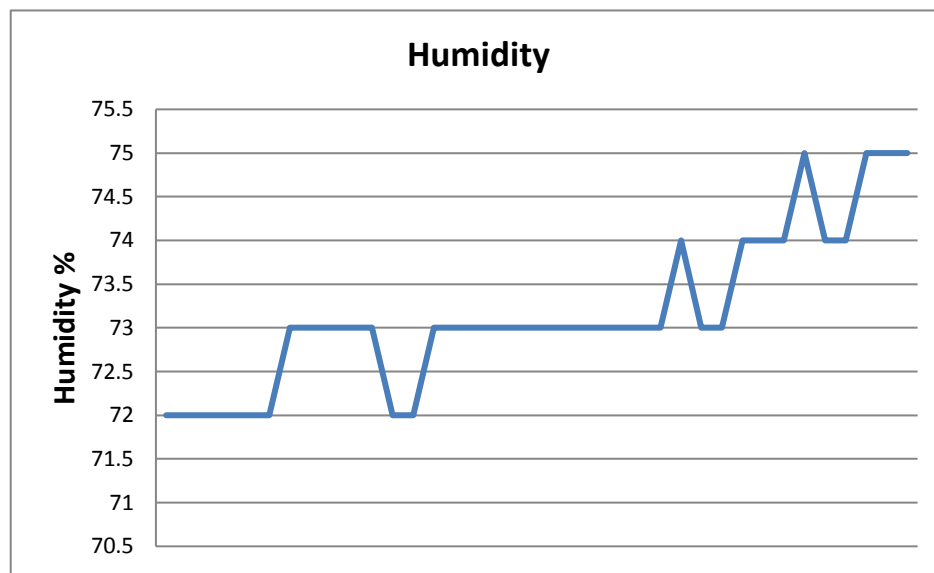
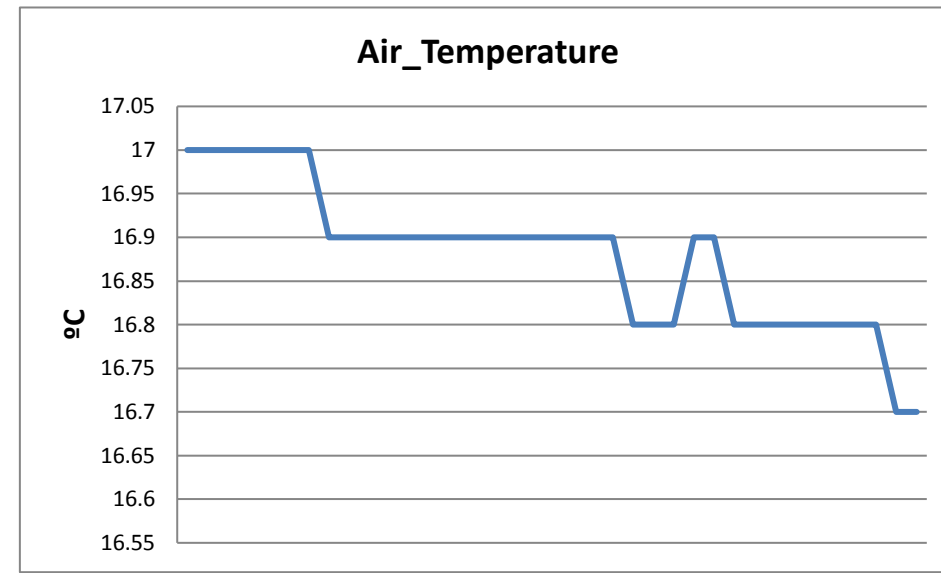
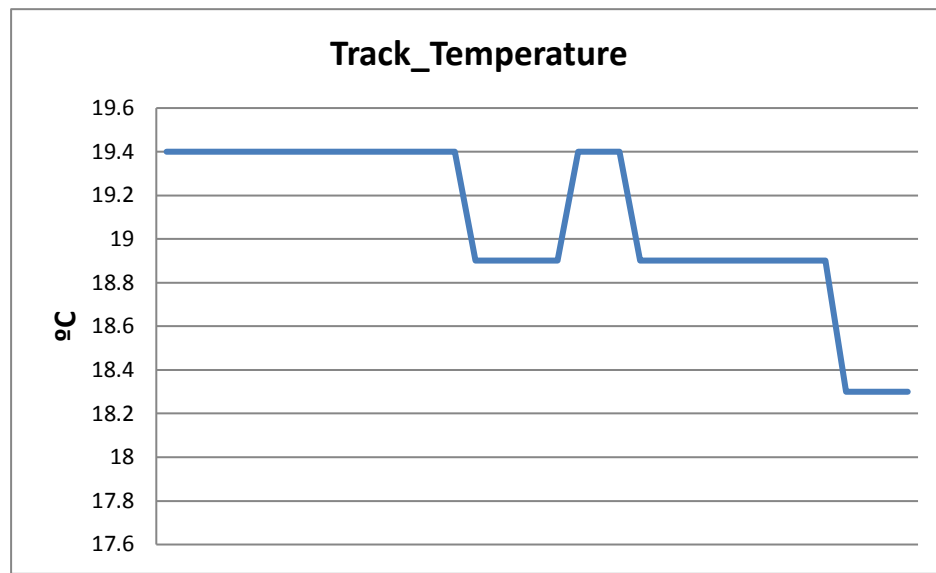




Circuit de Spa TCR BeNeLux RACE 1

WEATHER REPORT

Track Status **DRY**





Circuit de Spa TCR BeNeLux RACE 1

LAP CHART

Order	Start	GAP / LT	1 ^a	GAP / LT	2 ^a	GAP / LT	3 ^a	GAP / LT	4 ^a	GAP / LT	5 ^a	GAP / LT	6 ^a	GAP / LT	7 ^a	GAP / LT	8 ^a	GAP / LT
1 ^o	11	2'36.284	10	2'37.619	10	2'36.989	10	2'36.027	18	2'35.564	18	2'35.574	18	2'35.851	18	2'36.055	18	2'38.698
2 ^o	10	0"003 2'36.287	18	1.320 2'38.939	18	1.030 2'36.699	18	1.229 2'36.226	2	0.580 2'35.894	2	1.015 2'36.009	7	1.765 2'36.49	7	2.381 2'36.671	7	3.272 2'39.589
3 ^o	2	0"755 2'37.039	2	1.458 2'39.077	2	1.292 2'36.823	2	1.479 2'36.214	7	0.984 2'36.032	7	1.126 2'35.716	2	2.392 2'37.228	2	3.512 2'37.175	2	3.525 2'38.711
4 ^o	18	1"098 2'37.382	7	1.965 2'39.584	7	1.570 2'36.594	7	1.745 2'36.202	4	8.156 2'35.941	4	9.810 2'37.228	4	11.609 2'37.65	4	13.625 2'38.071	3	15.402 2'39.171
5 ^o	20	1"214 2'37.498	4	5.363 2'42.982	23	6.801 2'37.534	4	9.008 2'37.92	20	9.354 2'36.204	3	10.658 2'36.439	3	12.250 2'37.443	3	14.929 2'38.734	4	15.425 2'40.498
6 ^o	4	1"562 2'37.846	23	6.256 2'43.875	4	7.115 2'38.741	20	9.943 2'36.994	3	9.793 2'36.082	20	11.662 2'37.882	20	12.934 2'37.123	20	15.366 2'38.487	20	15.629 2'38.961
7 ^o	7	1"725 2'38.009	20	6.905 2'44.524	20	8.976 2'39.06	3	10.504 2'36.719	52	14.817 2'37.435	52	16.479 2'37.236	52	18.967 2'38.339	10	23.245 2'39.246	10	25.605 2'41.058
8 ^o	23	2"525 2'38.809	9	7.525 2'45.144	9	9.509 2'38.973	9	13.261 2'39.779	9	15.953 2'39.485	9	17.251 2'36.872	9	19.329 2'37.929	52	23.650 2'40.738	9	27.212 2'40.897
9 ^o	9	3"084 2'39.368	3	8.041 2'45.66	3	9.812 2'38.76	52	14.175 2'38.285	5	16.564 2'36.454	5	17.886 2'36.896	5	19.527 2'37.492	9	25.013 2'41.739	11	28.447 2'41.957
10 ^o	21	3"090 2'39.374	52	10.022 2'47.641	52	11.917 2'38.884	5	16.903 2'38.676	11	20.730 2'36.296	10	20.398 2'34.669	10	20.054 2'35.507	11	25.188 2'37.583	52	29.940 2'44.988
11 ^o	5	3"866 2'40.150	5	11.593 2'49.212	5	14.254 2'39.65	11	21.227 2'37.618	10	21.303 2'58.096	11	22.011 2'36.855	11	23.660 2'37.5	21	30.067 2'38.433	21	32.097 2'40.728
12 ^o	3	4"216 2'40.500	21	14.499 2'52.118	21	17.927 2'40.417	21	21.688 2'39.788	21	23.458 2'38.563	21	25.332 2'37.448	21	27.689 2'38.208	5	1'37.779 3'54.307		
13 ^o	52	4"630 2'40.914	11	17.942 2'55.561	11	19.636 2'38.683												



Circuit de Spa TCR BeNeLux RACE 1

GRAPHIC LAP CHAF

22/05/2016

