

# ADAC GT Masters

## Results Race 1

Provisional



Oschersleben, Length: 3696 m

Air temperature: 20.4°C

Track temperature: 23.4°C

Weather condition: Wet

**DMSB** Reg. Nr.: 101/2015  
Deutscher Motor Sport Bund e.V.

Saturday 25.4.2015 13:15

started : 20      classified : 18      not classified : 2

	Drivers	Team	Car	Laps	Total Time	Gap	Kph	Lap	Time	Kph
1	36 C.Engelhart/K.Bachler	Schütz Motorsport	Porsche 911 GT3 R	38	<b>1:01:40.805</b>		136,6	9	1:28.472	150,4
2	21 S.Asch/L.Ludwig	Team Zakspeed	Mercedes-Benz SLS AMG GT3	38	<b>1:01:41.488</b>	0.683	136,6	7	1:28.408	150,5
3	42 H.Proczyk/A.Simonsen	HP Racing	Mercedes-Benz SLS AMG GT3	38	<b>1:01:42.221</b>	1.416	136,6	7	1:28.723	150,0
4	66 A.Wirth/D.Keilwitz	Callaway Competition	Corvette Z06.R GT3	38	<b>1:01:43.493</b>	2.688	136,5	6	1:28.974	149,5
5	80 J.Klingmann/D.Baumann	BMW Sports Trophy Team Schubert	BMW Z4 GT3	38	<b>1:01:44.020</b>	3.215	136,5	6	1:29.056	149,4
6	19 C.Hürtgen/J.Krohn	BMW Sports Trophy Team Schubert	BMW Z4 GT3	38	<b>1:01:45.210</b>	4.405	136,5	6	1:28.967	149,6
7	16 R.Frey/P.Geipel	YACO Racing	Audi R8 LMS ultra	38	<b>1:01:46.646</b>	5.841	136,4	7	1:29.457	148,7
8	2 J.Pepper/N.Thiim	C. Abt Racing	Audi R8 LMS ultra	38	<b>1:01:47.265</b>	6.460	136,4	12	1:29.639	148,4
9	23 M.Gassner(*G*)/F.Strauss	MRS GT Racing	Nissan GT-R Nismo GT3	38	<b>1:01:48.104</b>	7.299	136,4	19	1:28.981	149,5
10	25 T.Engel/O.Gavin	Reiter Engineering	Camaro GT3	38	<b>1:01:50.280</b>	9.475	136,3	8	1:29.496	148,7
11	7 L.Stolz/J.Bleekemolen	Bentley Team HTP	Bentley Continental GT3	38	<b>1:01:51.924</b>	11.119	136,2	8	1:28.917	149,6
12	24 F.Stoll/M.Basseng	kfzteile24 MS Racing	Audi R8 LMS ultra	38	<b>1:01:52.774</b>	11.969	136,2	7	1:29.166	149,2
13	22 D.Jöst(*G*)/F.Scholze(*G*)	MRS GT Racing	Nissan GT-R Nismo GT3	38	<b>1:01:53.098</b>	12.293	136,2	12	1:28.377	150,6
14	12 J.Knoll(*G*)/L.Marionek	Senkyr Motorsport	BMW Z4 GT3	37	<b>1:01:46.085</b>	1 LAP	132,8	26	1:30.735	146,6
15	13 R.Lips(*G*)/S.Barth	RWT-Racing Team	Corvette Z06.R GT3	37	<b>1:01:47.615</b>	1 LAP	132,8	12	1:29.593	148,5
16	8 F.Hamprecht/C.Schmid	Bentley Team HTP	Bentley Continental GT3	33	<b>52:25.738</b>	5LAPS	139,6	7	1:28.670	150,1
17	1 S.Wackerbauer/K.van der Linde	C. Abt Racing	Audi R8 LMS ultra	33	<b>52:52.449</b>	5LAPS	138,4	24	1:29.472	148,7
18	3 A.Weishaupt(*G*)/C.Jöns	C. Abt Racing	Audi R8 LMS ultra	30	<b>48:15.897</b>	8LAPS	137,8	19	1:28.859	149,7
<b>not classified</b>										
69	P.Assenheimer/D.Alessi	Callaway Competition	Corvette Z06.R GT3	10	<b>16:37.656</b>	28LAPS	133,4	9	1:29.387	148,9
100	D.Dobitsch/E.Sandström	kfzteile24 MS Racing	Audi R8 LMS ultra							

*Fastest lap of the race. Car 22 driver Jöst on lap 12. Time 1:28.377, average speed 150,6 km/h.*

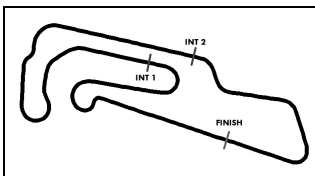
(\*G\*) marks the gentlemen driver

**Subject to final scrutineering!**

Publications Time:

Clerk of the course:

Time Keeping:



# ADAC GT Masters

## Lap chart Race 1

Provisional

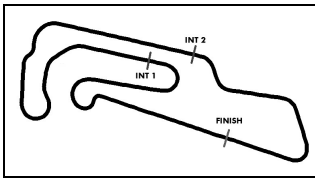


Oschersleben, Length: 3696 m

Saturday 25.4.2015 13:15

POS	1	2	3	4	5	6	7	8	9	10	11	12	13	14	15	16	17	18	19	20	21
LAP 1	36	21	8	42	80	66	7	19	16	22	25	69	2	13	23	3	1	12	24		
LAP 2	36	21	8	42	80	66	7	19	16	22	25	69	2	13	23	3	1	12	24		
LAP 3	36	21	8	42	80	66	7	19	16	22	25	69	2	13	23	3	1	12	24		
LAP 4	36	21	8	42	80	66	7	19	16	22	25	69	13	2	23	1	3	24	12		
LAP 5	36	21	8	42	80	66	19	7	16	22	25	69	13	2	23	1	3	24	12		
LAP 6	36	21	8	42	80	66	19	7	16	22	25	69	13	2	23	1	24	3	12		
LAP 7	36	21	8	42	80	66	19	7	16	22	25	69	13	2	23	1	24	3	12		
LAP 8	36	21	8	42	80	66	19	7	16	22	25	69	13	2	23	1	24	3	12		
LAP 9	36	21	8	42	80	66	19	7	16	22	25	69	13	2	23	1	24	3	12		
LAP 10	36	21	8	42	80	66	19	7	22	16	25	69	13	2	23	1	24	3	12		
LAP 11	36	21	8	42	80	66	19	7	22	16	25	13	2	23	1	24	3	12			
LAP 12	36	21	8	42	80	66	19	7	22	16	25	13	2	23	1	24	3	12			
LAP 13	36	21	8	42	80	66	19	7	22	16	25	2	23	1	24	3	12	.13			
LAP 14	36	21	8	42	80	66	19	7	22	16	25	2	24	23	3	1	12	13'			
LAP 15	36	21	8	42	80	66	19	7	22	16	25	2	24	23	3	1	12	13'			
LAP 16	36	21	8	42	80	19	22	16	25	2	.66	24	.7	.23	12	.3	.1	13'			
LAP 17	36	8	42	80	19	22	.21	16	25	2	24	12	66	7'	23'	3'	1'	.13'			
LAP 18	8	80	22	.36	25	.42	.19	24	.16	.2	.12	21	66	7'	23'	3'	1'	13'			
LAP 19	8	80	22	25	.24	36	21	42	19	66	16'	2'	7'	23'	3'	1'	12'	13'			
LAP 20	80	22	.8	.25	36	21	42	19	66	16'	2'	7'	24'	23'	3'	1'	12'	13'			
LAP 21	80	.22	36	21	42	19	66	8	25	16	2	7	24	23'	3'	1'	12'	13'			
LAP 22	.80	36	21	42	19	66	22	8	16	2	25	7	24	23	3	1	12	13'			
LAP 23	36	21	42	80	19	66	22	8	16	2	25	7	24	23	3	1	12'	13'			
LAP 24	36	21	42	80	19	66	8	16	2	25	7	24	23	.22	3	1	12'	13'			
LAP 25	36	21	42	80	19	66	8	16	2	25	7	24	23	3	1	22	12'	13'			
LAP 26	36	21	42	80	19	66	8	16	2	25	7	23	24	3	1	22	12'	13'			
LAP 27	36	21	42	80	19	66	8	16	2	25	7	23	24	3	1	22	12'	13'			
LAP 28	36	21	42	80	19	66	8	16	2	25	7	23	24	3	1	22	12'	13'			
LAP 29	36	21	42	80	66	19	8	16	2	25	23	7	24	3	1	22	12'	13'			
LAP 30	36	21	42	80	66	19	8	16	2	23	25	7	3	24	1	22	12'	13'			
LAP 31	36	21	42	80	66	19	8	16	2	23	25	7	24	1	22	12'	13'				
LAP 32	36	21	42	80	66	19	8	16	2	23	25	7	24	1	22	12'	13'				
LAP 33	36	21	42	80	66	19	8	16	2	23	25	7	24	1	22	12'	13'				
LAP 34	36	21	42	66	80	19	16	2	23	25	7	24	22	12'	13'						
LAP 35	36	21	42	66	80	19	16	2	23	25	7	24	22	12'	13'						

. - PIT STOP ' - LAP BEHIND



# ADAC GT Masters

## Lap chart Race 1

Provisional



Oschersleben, Length: 3696 m

Saturday 25.4.2015 13:15

POS	1	2	3	4	5	6	7	8	9	10	11	12	13	14	15	16	17	18	19	20	21	
LAP 36	36	21	42	66	80	19	16	2	23	25	7	24	22	12'	13'							
LAP 37	36	21	42	66	80	19	16	2	23	25	7	24	22	12'	13'							
LAP 38	36	21	42	66	80	19	16	2	23	25	7	24	22									

.. - PIT STOP ' - LAP BEHIND



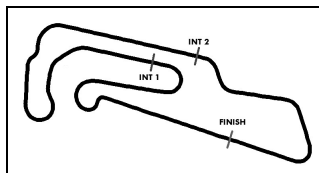












# ADAC GT Masters



## Lap analysis Race 1

Provisional

DMSB Reg. Nr.: 101/2015  
Deutscher Motor Sport Bund e.V.

Oschersleben, Length: 3696 m

Air temperature: 20.4°C

Track temperature: 23.4°C

Weather condition: Wet

Saturday 25.4.2015 13:15

Lap	Time	SE1	SP1	SE2	SP2	SE3	SP3	TSP	Lap	Time	SE1	SP1	SE2	SP2	SE3	SP3	TSP
7	1:28.703	33.672	189	30.061	225	24.970	196	235	27	1:30.216	33.999	<b>191</b>	30.740	223	25.477	195	237
8	1:28.741	33.796	187	30.028	224	24.917	196	236	28	1:30.233	34.217	190	30.538	223	25.478	195	236
9	<b>1:28.472</b>	33.634	188	<b>29.946</b>	224	<b>24.892</b>	196	235	29	1:29.758	34.024	190	30.374	224	25.360	195	237
10	1:28.799	33.795	188	30.165	224	<b>24.839</b>	196	235	30	1:29.923	34.092	190	30.428	224	25.403	194	236
11	1:28.624	33.626	187	30.042	225	24.956	196	236	31	1:29.970	34.037	189	30.496	224	25.437	195	235
12	1:28.699	33.612	188	30.182	224	24.905	195	236	32	1:30.422	34.165	190	30.492	224	25.765	195	236
13	1:28.751	33.758	188	30.065	224	24.928	196	235	33	1:30.668	34.387	190	30.731	224	25.550	195	235
14	1:28.783	33.781	190	30.097	225	24.905	196	235	34	1:30.864	34.395	189	30.788	223	25.681	195	236
15	1:28.956	33.682	189	30.141	224	25.133	195	236	35	1:35.611	34.453	188	32.158	218	29.000	177	237
16	1:28.959	33.690	190	30.231	224	25.038	196	235	36	1:52.857	36.703	187	34.555	133	41.599	136	175
17	1:29.066	33.785	188	30.260	<b>225</b>	25.021	196	235	37	2:28.905	57.057	80	54.893	170	36.955	133	93
18	1:46.625	33.922	190	30.342	224	42.361		235	38	2:12.075	48.362	114	48.816	159	34.897	193	178
19	2:31.690	1:35.917	189	30.463	225	25.310	195										
20	1:29.495	34.139	190	30.171	224	25.185	195	235									

### 42 Hari Proczyk, AUT/ Andreas Simonsen, SWE

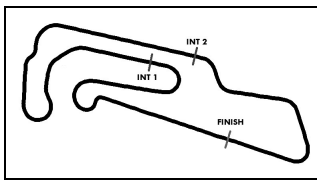
theoretical besttime: 1:28.723

1	1:42.754	39.537	187	32.958	164	30.259	133	215	21	1:29.239	34.025	190	30.143	226	25.071	194	236
2	2:06.289	44.988	115	45.259	179	36.042	121	162	22	1:29.263	33.886	190	30.207	226	25.170	195	236
3	2:14.450	52.195	135	51.647	63	30.608	196	182	23	1:29.176	33.841	191	30.132	<b>227</b>	25.203	197	237
4	1:29.882	34.301	191	30.368	224	25.213	198	234	24	1:29.254	33.794	190	30.278	226	25.182	197	238
5	1:29.183	33.823	190	30.229	224	25.131	197	238	25	1:29.624	33.893	192	30.308	226	25.423	195	239
6	1:29.195	33.863	189	30.232	226	25.100	196	237	26	1:30.149	34.156	190	30.696	225	25.297	<b>198</b>	235
7	<b>1:28.723</b>	<b>33.699</b>	191	<b>30.015</b>	226	<b>25.009</b>	196	235	27	1:29.817	33.939	190	30.570	226	25.308	196	239
8	1:29.247	33.765	189	30.214	226	25.268	196	237	28	1:29.677	33.999	192	30.307	226	25.371	194	238
9	1:29.210	33.886	192	30.192	226	25.132	195	236	29	1:29.960	34.020	191	30.594	225	25.346	196	238
10	1:28.990	33.748	189	30.131	226	25.111	197	236	30	1:29.837	33.974	191	30.612	226	25.251	196	235
11	1:29.570	33.910	191	30.495	220	25.165	197	237	31	1:30.306	34.185	<b>192</b>	30.820	226	25.301	195	236
12	1:29.124	33.704	191	30.174	225	25.246	197	238	32	1:30.475	33.988	190	31.038	226	25.449	197	235
13	1:29.430	33.852	191	30.356	226	25.222	197	237	33	1:30.512	34.145	191	30.921	226	25.446	197	237
14	1:29.280	33.886	191	30.206	226	25.188	197	238	34	1:31.614	34.336	190	31.375	225	25.903	194	<b>240</b>
15	1:29.484	33.918	192	30.432	226	25.134	197	237	35	1:35.088	34.536	190	33.161	217	27.391	194	238
16	1:29.789	34.039	190	30.493	224	25.257	196	236	36	1:45.835	36.197	187	32.942	214	36.696	128	215
17	1:30.037	34.121	190	30.425	227	25.491	195	237	37	2:30.353	57.255	83	55.539	169	37.559	139	115
18	1:46.661	34.063	192	30.288	225	42.310		235	38	2:10.258	48.172	123	48.193	119	33.893	193	144
19	2:31.140	1:35.739	188	30.351	225	25.050	196										
20	1:29.346	33.907	190	30.191	225	25.248	196	237									

### 66 Andreas Wirth, DEU/ Daniel Keilwitz, DEU

theoretical besttime: 1:28.886

1	1:43.638	39.926	190	34.197	118	29.515	124	208	21	1:29.644	33.960	194	30.296	231	25.388	202	242
2	2:06.436	45.412	109	45.339	148	35.685	110	150	22	1:29.846	34.127	192	30.271	230	25.448	201	242
3	2:14.288	52.855	94	51.136	68	30.297	200	191	23	1:29.532	33.979	192	30.214	232	25.339	202	240
4	1:29.886	34.198	193	30.419	228	25.269	202	240	24	1:30.262	34.249	189	30.613	230	25.400	199	245
5	1:29.516	33.995	195	30.302	228	25.219	202	242	25	1:29.460	33.915	192	30.205		25.340	200	240
6	<b>1:28.974</b>	33.893	<b>195</b>	<b>30.117</b>	<b>232</b>	<b>24.964</b>	202	239	26	1:30.068	34.119	193	30.469	230	25.480	200	244
7	1:29.084	33.931	193	30.132	230	25.021	201	242	27	1:29.730	33.980	193	30.401	229	25.349	200	243
8	1:29.335	33.873	194	30.266	229	25.196	<b>203</b>	241	28	1:29.630	33.993	194	30.294	229	25.343	201	242
9	1:29.188	33.863	192	30.262	<b>232</b>	25.063	201	239	29	1:30.140	34.485	192	30.314	229	25.341	201	<b>247</b>
10	1:29.421	34.050	191	30.287	229	25.084	202	242	30	1:29.554	34.035	192	30.257	230	25.262	201	241
11	1:29.823	34.182	193	30.336	228	25.305	201	240	31	1:30.191	34.251	191	30.346	230	25.594	201	240
12	1:29.588	34.046	192	30.432	228	25.110	201	241	32	1:29.771	34.012	192	30.305	230	25.454	201	242
13	1:29.864	34.069	192	30.500	228	25.295	200	239	33	1:30.471	34.168	194	30.459	231	25.844	201	241
14	1:29.411	33.939	191	30.310	228	25.162	201	240	34	1:31.135	34.590	190	30.794	229	25.751	200	242
15	1:29.574	33.987	193	30.415	230	25.172	202	242	35	1:32.440	34.660	189	31.586	230	26.194	199	240
16	1:46.721	33.986	192	30.423	229	42.312		239	36	1:44.982	35.419	190	32.255	212	37.308	118	223
17	2:32.345	1:36.395	191	30.528	226	25.422	201		37	2:30.356	56.896	86	56.304	155	37.156	123	98
18	1:29.489	34.046	190	30.293	230	25.150	201	238	38	2:10.498	48.143	102	48.787	134	33.568	177	155
19	1:29.300	<b>33.805</b>	192	30.170	231	25.325	201	237									
20	1:29.902	34.296	192	30.365	231	25.241	200	245									



# ADAC GT Masters

## Lap analysis Race 1

Provisional



Oschersleben, Length: 3696 m

Air temperature: 20.4°C

Track temperature: 23.4°C

Weather condition: Wet

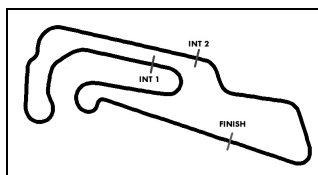


Reg. Nr.: 101/2015

Saturday 25.4.2015 13:15

Lap	Time	SE1	SP1	SE2	SP2	SE3	SP3	TSP	Lap	Time	SE1	SP1	SE2	SP2	SE3	SP3	TSP
<b>69</b>	Patrick Assenheimer, DEU/ Diego Alessi, ITA								<b>theoretical besttime: 1:29.086</b>								
1	1:47.037	41.742	189	36.485	116	28.810	146	190	7	1:29.868	34.014	191	30.240	<b>230</b>	25.614	199	241
2	2:07.413	46.426	149	45.689	124	35.298	98	134	8	1:29.663	34.239	191	<b>30.102</b>	229	25.322	<b>200</b>	241
3	2:13.152	53.065	94	50.658	85	29.429	198	136	<b>9</b>	<b>1:29.387</b>	<b>33.799</b>	191	30.403	228	<b>25.185</b>	199	241
4	1:30.804	34.676	191	30.724	225	25.404	199	240	10	1:30.056	34.108	191	30.469	228	25.479	199	241
5	1:30.337	34.152	191	30.642	228	25.543	199	241									
6	1:29.939	34.289	<b>192</b>	30.310	228	25.340	199	242									

Lap	Time	SE1	SP1	SE2	SP2	SE3	SP3	TSP	Lap	Time	SE1	SP1	SE2	SP2	SE3	SP3	TSP
<b>80</b>	Jens Klingmann, DEU/ Dominik Baumann, AUT								<b>theoretical besttime: 1:28.781</b>								
1	1:43.217	39.776	185	33.841	148	29.600	125	212	21	1:29.556	34.199	186	30.290	218	<b>25.067</b>	192	231
2	2:06.055	45.067	111	45.649	154	35.339	129	167	22	1:46.882	34.224	185	30.364	220	42.294		231
3	2:14.521	52.380	130	51.594	66	30.547	193	172	23	2:31.598	1:35.564	185	30.614	219	25.420	193	
4	1:29.957	34.362	<b>187</b>	30.326	220	25.269	194	232	24	1:29.832	34.271	184	30.308	221	25.253	192	232
5	1:29.292	<b>33.709</b>	185	30.402	218	25.181	192	233	25	1:29.908	34.100	186	30.236	220	25.572	192	231
6	<b>1:29.056</b>	33.871	186	30.085	221	25.100	193	232	26	1:30.024	34.182	187	30.431	218	25.411	193	232
7	1:29.077	33.874	186	30.053	221	25.150	192	232	27	1:30.001	34.312	186	30.415	220	25.274	194	<b>233</b>
8	1:29.065	33.813	185	30.063	220	25.189	193	232	28	1:29.853	34.281	187	30.287	220	25.285	194	232
9	1:29.311	33.908	185	30.129	221	25.274	192	232	29	1:30.091	34.314	185	30.388	<b>222</b>	25.389	193	233
10	1:29.430	33.979	185	30.229	219	25.222	192	232	30	1:30.140	34.321	186	30.402	221	25.417	193	232
11	1:29.302	34.024	186	30.008	221	25.270	192	232	31	1:30.342	34.408	185	30.479	221	25.455	194	232
12	1:29.158	33.946	185	<b>30.005</b>	221	25.207	194	232	32	1:30.619	34.443	185	30.494	221	25.682	193	232
13	1:29.447	34.082	186	30.208	220	25.157	193	232	33	1:30.798	34.474	187	30.520	221	25.804	193	231
14	1:29.424	34.168	185	30.103	221	25.153	192	231	34	1:32.355	35.589	186	30.882	220	25.884	194	232
15	1:29.309	34.057	185	30.089	220	25.163	<b>195</b>	232	35	1:32.281	34.858	184	31.385	220	26.038	193	233
16	1:29.807	34.153	185	30.305	220	25.349	191	232	36	1:45.547	35.635	183	32.148	213	37.764	101	215
17	1:29.705	34.160	185	30.156	221	25.389	191	231	37	2:30.197	56.316	83	56.734	137	37.147	106	75
18	1:29.844	34.225	185	30.195	221	25.424	193	231	38	2:09.862	47.523	108	49.299	145	33.040	189	150
19	1:29.510	34.124	185	30.156	221	25.230	192	231									
20	1:29.647	34.150	186	30.246	221	25.251	193	232									



# ADAC GT Masters

## Vmax list Race 1

Provisional



Oschersleben, Length: 3696 m

Air temperature: 20.4°C

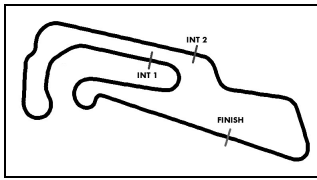
Track temperature: 23.3°C

Weather condition: Wet

**DMSB** Reg. Nr.: 101/2015  
Deutscher Motor Sport Bund e.V.

Saturday 25.4.2015 13:15

Nr	Team, Car, Driver, Nat	Top speed
66	<b>Callaway Competition, Corvette Z06.R GT3</b> Wirth Andreas , DEU Keilwitz Daniel , DEU	246,56 km/h
25	<b>Reiter Engineering, Camaro GT3</b> Enge Tomas , CZE Gavin Oliver , GBR	245,89 km/h
23	<b>MRS GT Racing, Nissan GT-R Nismo GT3</b> Gassner Marc , DEU Strauss Florian , DEU	243,71 km/h
69	<b>Callaway Competition, Corvette Z06.R GT3</b> Assenheimer Patrick , DEU Alessi Diego , ITA	241,84 km/h
13	<b>RWT-Racing Team, Corvette Z06.R GT3</b> Lips Remo , CHE Barth Sven , DEU	241,51 km/h
22	<b>MRS GT Racing, Nissan GT-R Nismo GT3</b> Jöst Dominic , DEU Scholze Florian , DEU	240,92 km/h
42	<b>HP Racing, Mercedes-Benz SLS AMG GT3</b> Proczyk Hari , AUT Simonsen Andreas , SWE	239,68 km/h
21	<b>Team Zakspeed, Mercedes-Benz SLS AMG GT3</b> Asch Sebastian , DEU Ludwig Luca , DEU	239,30 km/h
36	<b>Schütz Motorsport, Porsche 911 GT3 R</b> Engelhart Christian , DEU Bachler Klaus , AUT	237,50 km/h
19	<b>BMW Sports Trophy Team Schubert, BMW Z4 GT3</b> Hürtgen Claudia , DEU Krohn Jesse , FIN	236,30 km/h
7	<b>Bentley Team HTP, Bentley Continental GT3</b> Stolz Luca , DEU Bleekemolen Jeroen , NLD	235,47 km/h
16	<b>YACO Racing, Audi R8 LMS ultra</b> Frey Rahel , CHE Geipel Philip , DEU	234,44 km/h
8	<b>Bentley Team HTP, Bentley Continental GT3</b> Hamprecht Fabian , DEU Schmid Clemens , AUT	233,47 km/h
80	<b>BMW Sports Trophy Team Schubert, BMW Z4 GT3</b> Klingmann Jens , DEU Baumann Dominik , AUT	233,27 km/h



# ADAC GT Masters

## Vmax list Race 1

Provisional



Oschersleben, Length: 3696 m

Air temperature: 20.4°C

Track temperature: 23.3°C

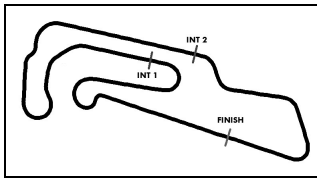
Weather condition: Wet



Reg. Nr.: 101/2015

Saturday 25.4.2015 13:15

Nr	Team, Car, Driver, Nat	Top speed
3	<b>C. Abt Racing, Audi R8 LMS ultra</b> Weishaupt Andreas , DEU Jöns Christer , DEU	233,07 km/h
24	<b>kfzteile24 MS Racing, Audi R8 LMS ultra</b> Stoll Florian , DEU Basseng Marc , DEU	232,86 km/h
1	<b>C. Abt Racing, Audi R8 LMS ultra</b> Wackerbauer Stefan , DEU van der Linde Kelvin , ZAF	232,21 km/h
12	<b>Senkyr Motorsport, BMW Z4 GT3</b> Knoll Jacob , CZE Marioneck Lennart , DEU	231,46 km/h
2	<b>C. Abt Racing, Audi R8 LMS ultra</b> Pepper Jorand Lee , ZAF Thiim Nicki , DNK	230,41 km/h
100	<b>kfzteile24 MS Racing, Audi R8 LMS ultra</b> Dobitsch Daniel , AUT Sandström Edward , SWE	km/h



# ADAC GT Masters

## Pit stops Race 1

Provisional



Oschersleben, Length: 3696 m

Air temperature: 20.4°C

Track temperature: 23.3°C

Weather condition: Wet

**DMSB** Reg. Nr.: 101/2015  
Deutscher Motor Sport Bund e.V.

Saturday 25.4.2015 13:15

Nr	Driver in	Day time in	Time in	Driver out	Day time out	Time out	Nett Time
13	Remo Lips	13:39:17	21:36.355	Remo Lips	13:40:19	22:38.363	1:02.008
66	Andreas Wirth	13:43:22	25:41.222	Andreas Wirth	13:44:29	26:48.431	1:07.209
7	Luca Stolz	13:43:25	25:43.663	Luca Stolz	13:44:42	27:00.715	1:17.052
23	Marc Gassner	13:43:50	26:08.692	Marc Gassner	13:44:56	27:14.976	1:06.284
3	Andreas Weishaupt	13:43:56	26:15.104	Andreas Weishaupt	13:45:03	27:22.224	1:07.120
1	Stefan Wackerbauer	13:43:57	26:16.430	Stefan Wackerbauer	13:45:04	27:22.603	1:06.173
21	Luca Ludwig	13:44:42	27:00.864	Luca Ludwig	13:45:53	28:11.622	1:10.758
36	Christian Engelhart	13:46:08	28:26.833	Klaus Bachler	13:47:14	29:32.950	1:06.117
42	Hari Proczyk	13:46:19	28:37.746	Andreas Simonsen	13:47:25	29:44.536	1:06.790
19	Claudia Hürtgen	13:46:22	28:40.622	Claudia Hürtgen	13:47:28	29:46.639	1:06.017
16	Rahel Frey	13:46:30	28:48.701	Rahel Frey	13:47:36	29:55.028	1:06.327
13	Remo Lips	13:46:34	28:52.632	Remo Lips	13:47:43	30:01.914	1:09.282
2	Jorand Lee Pepper	13:46:35	28:54.110	Nicki Thiim	13:47:41	30:00.030	1:05.920
12	Jacub Knoll	13:47:16	29:35.363	Jacub Knoll	13:48:30	30:49.520	1:14.157
24	Florian Stoll	13:48:10	30:29.540	Florian Stoll	13:49:18	31:36.989	1:07.449
8	Fabian Hamprecht	13:49:17	31:36.006	Fabian Hamprecht	13:50:27	32:46.589	1:10.583
25	Tomas Enge	13:49:31	31:50.332	Tomas Enge	13:50:36	32:55.366	1:05.034
22	Dominic Jöst	13:50:52	33:11.132	Dominic Jöst	13:51:58	34:17.590	1:06.458
80	Jens Klingmann	13:52:18	34:36.945	Dominik Baumann	13:53:24	35:42.850	1:05.905
22	Florian Scholze	13:56:47	39:06.525	Florian Scholze	13:57:07	39:26.582	20.057