

TEST RENAULT SPORT TROPHY

13 - 15 May 2015

Length: 4005 metros

Results

1st

Collective Test 14

Pos.	N.	Driver	Team	Car	Nat.	Best Lap	iL	Laps	Gap	Interval	Speed	Cat.	Gr.
1	10	SCHOTHORST, Steijn	Eq. Verschuur	Renault R.S.01	NLD	01:29,473	24	28			161,14	E	
2	11	SCHOTHORST, Bas	ZeZe Racing	Renault R.S.01	NLD	01:29,602	19	30	00:00,129	00:00,129	160,91	E	
3	8	FUMANELLI, David	Oregon Team	Renault R.S.01	ITA	01:29,653	16	20	00:00,180	00:00,051	160,82	E	
4	3	DONTJE, Indy	Art Junior	Renault R.S.01	NLD	01:29,945	4	5	00:00,472	00:00,292	160,3	E	
5	7	HELLMEISTER, Alan	Oregon Team	Renault R.S.01	BRA	01:30,204	8	39	00:00,731	00:00,259	159,84	E	
6	9	GHIRELLI, Vittorio	ZeZe Racing	Renault R.S.01	ITA	01:30,244	13	23	00:00,771	00:00,040	159,77	E	
7	6	BACHETA, Luciano	Oregon Team	Renault R.S.01	GBR	01:30,329	12	31	00:00,856	00:00,085	159,62	E	
8	205	GEERTS, Roy	V8 Racing	Renault R.S.01		01:30,882	15	19	00:01,409	00:00,553	158,65	E	
9	4	LEO, Federico	V8 Racing	Renault R.S.01	ITA	01:30,964	3	11	00:01,491	00:00,082	158,5	E	
10	5	PASTORELL, Nicky	V8 Racing	Renault R.S.01	ITA	01:31,021	5	27	00:01,548	00:00,057	158,4	E	
11	1	RAMOS, Miguel	Eq. Verschuur	Renault R.S.01	POR	01:31,166	28	31	00:01,693	00:00,145	158,15	E	
12	204	FORSMAN, Philip	V8 Racing	Renault R.S.01		01:31,518	3	14	00:02,045	00:00,352	157,54	P	
13	102	GONDA, Richard	Art Junior	Renault R.S.01	SVK	01:31,611	8	21	00:02,138	00:00,093	157,38	P	
14	104	SITJHOFF, Diederik	V8 Racing	Renault R.S.01	NLD	01:31,786	15	18	00:02,313	00:00,175	157,08	P	
15	269	AICART, JMP	Monlau Comp.	Renault R.S.01	ESP	01:31,960	3	4	00:02,487	00:00,174	156,79	E	
16	109	BOURGOIS, Philippe	ZeZe Racing	Renault R.S.01	FRA	01:32,119	17	21	00:02,646	00:00,159	156,51	P	
17	103	FORNE, Toni	Art Junior	Renault R.S.01	ESP	01:32,216	3	10	00:02,743	00:00,097	156,35	P	
18	69	FONT, Jaume	Monlau Comp.	Renault R.S.01	ESP	01:32,784	11	21	00:03,311	00:00,568	155,39	E	
19	107	BAPTISTA, Adalberto	Oregon Team	Renault R.S.01	BRA	01:33,062	10	36	00:03,589	00:00,278	154,93	P	
20	110	SCHOTHORST, Jeroen	Eq. Verschuur	Renault R.S.01	NLD	01:33,406	13	25	00:03,933	00:00,344	154,36	P	
21	105	BRAAMS, Max	V8 Racing	Renault R.S.01	NLD	01:33,513	6	22	00:04,040	00:00,107	154,18	P	
22	101	COIMBRA, Antonio	Eq. Verschuur	Renault R.S.01	POR	01:34,204	23	27	00:04,731	00:00,691	153,05	P	
23	169	SMET, Jurgen	Monlau Comp.	Renault R.S.01	SUI	01:36,000	20	28	00:06,527	00:01,796	150,19	P	

Circuit de la C. Valenciana

Final Official

Provisional Official

Length: 4005 m. Hour: 08:59

JURY:

C.of the Course:

C.Timekeeper:

Hour:

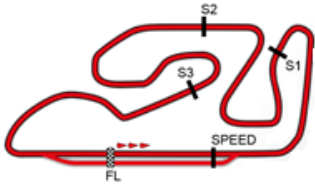
Hour:

Hour: 13:03:30



CRONOCIRCUIT: oscar.gutierrez@circuitvalencia.com

Master Timing, Sport Timing Systems, www.mastertiming.es www.cronoline.es by Eventronic www.eventronic.es 19FJAP63



TEST RENAULT SPORT TROPHY

13 - 15 May 2015

Length: 4005 metros

Results

1st

Collective Test 14

Pos.	N.	Driver	Team	Car	Nat.	Best Lap	iL	Laps	Gap	Interval	Speed	Cat. Gr.
Categoría: E												
1	10	SCHOTHORST, Steijn	Eq.Verschuur	Renault R.S.01	NLD	01:29,473	24	28			161,14	E
2	11	SCHOTHORST, Bas	ZeLe Racing	Renault R.S.01	NLD	01:29,602	19	30	00:00,129	00:00,129	160,91	E
3	8	FUMANELLI, David	Oregon Team	Renault R.S.01	ITA	01:29,653	16	20	00:00,180	00:00,051	160,82	E
4	3	DONTJE, Indy	Art Junior	Renault R.S.01	NLD	01:29,945	4	5	00:00,472	00:00,292	160,3	E
5	7	HELLMEISTER, Alan	Oregon Team	Renault R.S.01	BRA	01:30,204	8	39	00:00,731	00:00,259	159,84	E
6	9	GHIRELLI, Vittorio	ZeLe Racing	Renault R.S.01	ITA	01:30,244	13	23	00:00,771	00:00,040	159,77	E
7	6	BACHETA, Luciano	Oregon Team	Renault R.S.01	GBR	01:30,329	12	31	00:00,856	00:00,085	159,62	E
8	205	GEERTS, Roy	V8 Racing	Renault R.S.01		01:30,882	15	19	00:01,409	00:00,553	158,65	E
9	4	LEO, Federico	V8 Racing	Renault R.S.01	ITA	01:30,964	3	11	00:01,491	00:00,082	158,5	E
10	5	PASTORELL, Nicky	V8 Racing	Renault R.S.01	ITA	01:31,021	5	27	00:01,548	00:00,057	158,4	E
11	1	RAMOS, Miguel	Eq.Verschuur	Renault R.S.01	POR	01:31,166	28	31	00:01,693	00:00,145	158,15	E
12	269	AICART, JMP	Monlau Comp.	Renault R.S.01	ESP	01:31,960	3	4	00:02,487	00:00,794	156,79	E
13	69	FONT, Jaume	Monlau Comp.	Renault R.S.01	ESP	01:32,784	11	21	00:03,311	00:00,824	155,39	E
Categoría: P												
1	204	FORSMAN, Philip	V8 Racing	Renault R.S.01		01:31,518	3	14			157,54	P
2	102	GONDA, Richard	Art Junior	Renault R.S.01	SVK	01:31,611	8	21	00:00,093	00:00,093	157,38	P
3	104	SITJHOFF, Diederik	V8 Racing	Renault R.S.01	NLD	01:31,786	15	18	00:00,268	00:00,175	157,08	P
4	109	BOURGOIS, Philippe	ZeLe Racing	Renault R.S.01	FRA	01:32,119	17	21	00:00,601	00:00,333	156,51	P
5	103	FORNE, Toni	Art Junior	Renault R.S.01	ESP	01:32,216	3	10	00:00,698	00:00,097	156,35	P
6	107	BAPTISTA, Adalberto	Oregon Team	Renault R.S.01	BRA	01:33,062	10	36	00:01,544	00:00,846	154,93	P
7	110	SCHOTHORST, Jeroen	Eq.Verschuur	Renault R.S.01	NLD	01:33,406	13	25	00:01,888	00:00,344	154,36	P
8	105	BRAAMS, Max	V8 Racing	Renault R.S.01	NLD	01:33,513	6	22	00:01,995	00:00,107	154,18	P
9	101	COIMBRA, Antonio	Eq.Verschuur	Renault R.S.01	POR	01:34,204	23	27	00:02,686	00:00,691	153,05	P
10	169	SMET, Jurgen	Monlau Comp.	Renault R.S.01	SUI	01:36,000	20	28	00:04,482	00:01,796	150,19	P

Circuit de la C. Valenciana

Final Official

Provisional Official

Length: 4005 m. Hour: 08:59

JURY:

Hour:

C.of the Course:

Hour:

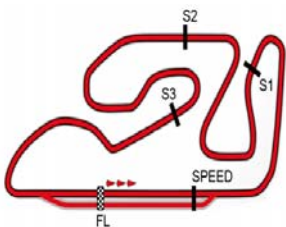
C.Timekeeper:

Hour: 13:04:15



CRONOCIRCUIT: oscar.gutierrez@circuitvalencia.com

Master Timing, Sport Timing Systems, www.mastertiming.es www.cronoline.es by Eventronic www.eventronic.es 19FJAP63



Circuit de la C. Valenciana

TEST RENAULT SPORT TROPHY

VUELTA A VUELTA SECTORES 1st Collective Test 14

1 - RAMOS,Miguel							P.Vmax: 15	T. Ideal: 01:30,885
V. Tiempo	Sector 1	Sector 2	Sector 3	Sector 4	V.Max	Hora		
1	START	02:33,556	00:31,771	00:26,061	00:30,859		09:04:01	
2	01:38,213	00:23,966	00:25,709	00:21,995	00:26,543	235,29	09:05:39	
3	01:33,629	00:22,435	00:24,409	00:21,510	00:25,275	242,42	09:07:12	
4	01:34,740	00:23,686	00:24,371	00:21,558	00:25,125	244,07	09:08:47	
5	01:32,771	00:21,886	00:24,340	00:21,499	00:25,046	244,90	09:10:20	
6	01:31,704	00:21,449	00:24,078	00:21,358	00:24,819	243,24	09:11:52	
7	PIT	00:21,407	00:24,355	00:21,875	00:36,700	243,24	09:13:36	
8	06:44,224	05:25,817	00:28,845	00:23,374	00:26,188		09:20:20	
9	01:39,004	00:25,471	00:26,264	00:21,729	00:25,540	244,07	09:21:59	
10	01:32,506	00:21,942	00:24,121	00:21,283	00:25,160	243,24	09:23:32	
11	PIT	00:21,579	08:53,535		01:26,442	243,24	09:34:13	
12	50:43,370	49:22,254	00:28,909	00:24,061	00:28,146		10:24:57	
13	01:32,651	00:22,075	00:24,386	00:21,198	00:24,992	245,73	10:26:29	
14	01:32,035	00:21,505	00:24,156	00:21,456	00:24,918	246,58	10:28:01	
15	PIT	00:21,755	00:24,776	00:22,451	00:34,575	245,73	10:29:45	
16	09:05,515	07:47,166	00:27,601	00:23,562	00:27,186		10:38:50	
17	PIT	00:23,062	00:24,910	00:21,842	00:38,853	242,42	10:40:39	
18	15:26,529	14:12,350	00:26,265	00:21,936	00:25,978		10:56:06	
19	01:32,596	00:21,888	00:24,251	00:21,300	00:25,157	243,24	10:57:38	
20	01:32,418	00:21,564	00:24,271	00:21,674	00:24,909	242,42	10:59:11	
21	01:31,605	00:21,530	00:23,846	00:21,488	00:24,741	242,42	11:00:42	
22	01:31,418	00:21,430	00:23,924	00:21,259	00:24,805	244,07	11:02:14	
23	01:31,921	00:21,446	00:24,238	00:21,408	00:24,829	244,07	11:03:46	
24	01:31,563	00:21,359	00:24,278	00:21,297	00:24,629	244,07	11:05:17	
25	01:32,065	00:21,242	00:24,244	00:21,715	00:24,864	244,90	11:06:49	
26	PIT	00:21,458	00:25,418	00:22,968	00:33,068	246,58	11:08:32	
27	07:52,531	06:40,075	00:25,691	00:21,659	00:25,106		11:16:25	
28	01:31,166	00:21,380	00:23,844	00:21,339	00:24,603	243,24	11:17:56	
29	01:31,667	00:21,426	00:24,117	00:21,345	00:24,779	242,42	11:19:27	
30	01:31,438	00:21,248	00:23,842	00:21,318	00:25,030	242,42	11:20:59	
31	PIT	00:21,447	00:25,378	00:22,840	00:33,578	243,24	11:22:42	

3 - DONTJE,Indy							P.Vmax: 15	T. Ideal: 01:29,923
V. Tiempo	Sector 1	Sector 2	Sector 3	Sector 4	V.Max	Hora		
1	START	17:21,275	00:31,771	00:28,289	00:28,441		09:18:48	
2	01:34,081	00:22,837	00:24,983	00:21,463	00:24,798	243,24	09:20:22	
3	01:31,147	00:21,818	00:23,687	00:21,030	00:24,612	245,73	09:21:53	
4	01:29,945	00:21,247	00:23,532	00:20,820	00:24,346	246,58	09:23:23	
5	PIT	00:21,269	00:23,510	00:21,360	00:33,137	244,90	09:25:03	

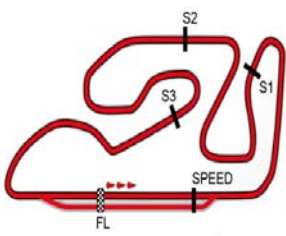
4 - LEO,Federico							P.Vmax: 4	T. Ideal: 01:30,500
V. Tiempo	Sector 1	Sector 2	Sector 3	Sector 4	V.Max	Hora		
1	START	01:01,47	00:27,258	00:22,663	00:25,134		10:03:00	
2	01:31,394	00:21,689	00:24,146	00:20,925	00:24,634	246,58	10:04:32	
3	01:30,964	00:21,353	00:24,035	00:21,093	00:24,483	245,73	10:06:03	
4	01:31,056	00:21,281	00:24,014	00:21,176	00:24,585	246,58	10:07:34	
5	01:41,784	00:25,524	00:28,947	00:22,608	00:24,705	211,14	10:09:16	
6	01:35,067	00:21,241	00:23,851	00:23,960	00:26,015	248,28	10:10:51	
7	PIT	00:22,447	00:34,430		01:14,214	247,42	10:13:02	
8	10:40,090	09:26,320	00:25,635	00:22,518	00:25,617		10:23:42	
9	01:31,660	00:21,582	00:24,033	00:21,317	00:24,728	246,58	10:25:13	
10	01:33,147	00:21,850	00:24,889	00:21,550	00:24,858	247,42	10:26:47	
11	PIT	00:21,520	00:24,209	00:21,374	00:30,936	248,28	10:28:25	

5 - PASTORELL,Nicky							P.Vmax: 4	T. Ideal: 01:30,704
V. Tiempo	Sector 1	Sector 2	Sector 3	Sector 4	V.Max	Hora		
1	PIT	01:39,33	00:24,833	00:21,309	00:39,806		10:40:58	
2	25:46,285	24:35,321	00:24,504	00:21,273	00:25,187		11:06:44	

6 - BACHETA,Luciano							P.Vmax: 7	T. Ideal: 01:30,216
V. Tiempo	Sector 1	Sector 2	Sector 3	Sector 4	V.Max	Hora		
1	START	15:44,648	00:28,533	00:22,996	00:25,531		09:17:00	
2	01:33,056	00:22,080	00:24,807	00:21,282	00:24,887	243,24	09:18:33	
3	01:31,675	00:21,752	00:24,153	00:21,106	00:24,664	244,90	09:20:05	
4	01:31,449	00:21,527	00:24,039	00:21,083	00:24,800	244,07	09:21:36	
5	01:31,061	00:21,458	00:23,846	00:21,049	00:24,708	244,90	09:23:07	
6	01:31,166	00:21,528	00:23,917	00:21,070	00:24,651	244,90	09:24:38	
7	PIT	00:26,737	00:29,476	00:24,064	00:34,322	190,48	09:26:33	
8	13:05,592	11:48,430	00:28,751	00:22,825	00:25,586		09:39:39	
9	PIT	00:24,658	00:29,156	00:28,590	00:46,253	244,07	09:41:47	
10	02:06,786	00:51,808	00:24,702	00:24,460	00:25,816		09:43:54	
11	01:30,656	00:21,524	00:23,848	00:20,818	00:24,466	245,73	09:45:25	
12	01:30,329	00:21,245	00:23,687	00:20,883	00:24,514	245,73	09:46:55	
13	01:30,856	00:21,276	00:23,953	00:21,151	00:24,476	245,73	09:48:26	
14	01:35,154	00:21,337	00:23,899	00:22,889	00:27,029	244,90	09:50:01	
15	01:30,864	00:21,401	00:23,843	00:21,087	00:24,533	245,73	09:51:32	
16	PIT	00:22,767	00:25,322	00:21,358	00:30,079	244,90	09:53:11	
17	36:42,541	35:31,627	00:25,120	00:21,081	00:24,713		10:29:54	
18	01:31,102	00:21,532	00:23,909	00:21,048	00:24,613	246,58	10:31:25	
19	01:31,298	00:21,488	00:23,949	00:21,111	00:24,750	245,73	10:32:56	
20	01:31,199	00:21,502	00:23,955	00:21,090	00:24,652	245,73	10:34:28	
21	01:32,219	00:21,664	00:24,231	00:21,476	00:24,848	245,73	10:36:00	
22	PIT	00:21,632	00:23,852	00:21,807	00:30,889	246,58	10:37:38	
23	42:53,640	41:42,447	00:25,282	00:21,298	00:24,613		11:20:32	
24	01:31,199	00:21,630	00:23,971	00:21,087	00:24,511	247,42	11:22:03	
25	01:31,134	00:21,334	00:23,962	00:21,276	00:24,562	247,42	11:23:34	
26	01:31,888	00:21,498	00:23,864	00:21,435	00:25,091	245,73	11:25:06	
27	PIT	00:21,869	00:24,844	00:22,008	00:31,274	246,58	11:26:46	
28	11:43,982	10:28,762	00:27,303	00:22,922	00:24,995		11:38:30	
29	01:31,217	00:21,510	00:23,982	00:21,115	00:24,610	246,58	11:40:01	
30	01:32,775	00:21,691	00:24,234	00:21,503	00:25,347	246,58	11:41:34	
31	PIT	00:22,775	00:27,060	00:25,222	00:34,412	247,42	11:43:23	



CRONOCIRCUIT: oscar.gutierrez@circuitvalencia.com



Circuit de la C.Valenciana

13 - 15 May 2015

Circuit de la C.Valenciana

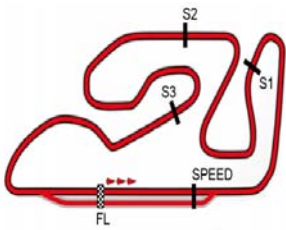
TEST RENAULT SPORT TROPHY

VUELTA A VUELTA SECTORES 1st Collective Test 14

7 - HELLMEISTER,Alan							P.Vmax: 1	T. Ideal: 01:29,963								
V. Tiempo	Sector 1	Sector 2	Sector 3	Sector 4	V.Max	Hora										
1	START	47:11,323	00:31,323	00:27,455	00:27,751											
2	01:30,849	00:21,647	00:23,784	00:20,818	00:24,600	247,42		16	01:29,653	00:20,989	00:23,514	00:20,813	00:24,337	245,73	09:52:01	
3	01:30,472	00:21,349	00:23,628	00:20,870	00:24,625	248,28		17	PIT	00:23,640	00:26,432	00:22,866	00:31,034	246,58	09:53:45	
4	01:30,505	00:21,278	00:23,785	00:20,891	00:24,551	247,42		18	42:44,049	41:33,441	00:24,590	00:21,376	00:24,642		10:36:29	
5	PIT	00:23,983	00:28,923	00:24,607	00:36,530	244,90		19	01:31,307	00:21,509	00:24,046	00:21,189	00:24,563	247,42	10:38:00	
6	09:05,807	07:50,103	00:27,389	00:23,111	00:25,204			20	01:31,127	00:21,580	00:23,960	00:21,116	00:24,471	246,58	10:39:31	
7	01:30,401	00:21,381	00:23,700	00:20,848	00:24,472	244,90		9 - GHIRELLI,Vittorio							P.Vmax: 7	T. Ideal: 01:29,966
8	01:30,204	00:21,223	00:23,869	00:20,757	00:24,355	245,73		V. Tiempo	Sector 1	Sector 2	Sector 3	Sector 4	V.Max	Hora		
9	01:30,683	00:21,277	00:23,858	00:20,985	00:24,563	245,73		1	START	01:30,189	00:28,323	00:24,420	00:27,049		09:02:48	
10	01:30,960	00:21,507	00:23,935	00:20,959	00:24,559	246,58		2	01:32,371	00:21,979	00:24,334	00:21,269	00:24,789	243,24	09:04:21	
11	PIT	00:26,445	00:34,596	00:28,395	00:39,983	220,86		3	01:31,106	00:21,482	00:23,974	00:21,097	00:24,553	244,07	09:05:52	
12	01:01:38,761	01:00,201	00:27,238	00:23,510	00:26,175			4	01:30,931	00:21,414	00:23,917	00:20,977	00:24,623	244,90	09:07:23	
13	01:31,523	00:21,554	00:24,180	00:21,183	00:24,606	248,28		5	PIT	00:21,434	00:24,131	00:21,186	00:29,666	245,73	09:08:59	
14	01:31,108	00:21,434	00:23,961	00:21,058	00:24,655	248,28		6	09:43,442	08:27,293	00:26,702	00:23,569	00:25,878		09:18:43	
15	PIT	00:21,562	00:27,122	00:23,646	00:35,304	247,42		7	01:33,969	00:22,230	00:24,367	00:21,129	00:26,243	242,42	09:20:17	
16	01:05:22,438	01:04,08,	00:26,278	00:22,106	00:25,419			8	01:36,463	00:21,881	00:23,940	00:21,228	00:29,414	242,42	09:21:53	
17	01:33,797	00:21,922	00:24,876	00:21,596	00:25,403	247,42		9	01:35,482	00:23,238	00:24,933	00:21,793	00:25,518	232,26	09:23:28	
18	01:34,194	00:22,202	00:24,884	00:21,664	00:25,444	244,90		10	PIT	00:21,302	00:23,750	00:20,816	00:32,807	244,07	09:25:07	
19	01:33,957	00:21,965	00:24,816	00:21,625	00:25,551	248,28		11	18:39,833	17:26,234	00:25,554	00:22,946	00:25,099		09:43:47	
20	01:33,890	00:21,985	00:24,967	00:21,738	00:25,200	247,42		12	01:30,266	00:21,246	00:23,614	00:20,813	00:24,593	244,07	09:45:17	
21	01:34,354	00:22,271	00:24,646	00:21,788	00:25,649	247,42		13	01:30,244	00:21,225	00:23,541	00:20,836	00:24,642	244,07	09:46:47	
22	01:33,988	00:21,892	00:24,706	00:21,752	00:25,638	246,58		14	01:30,483	00:21,406	00:23,529	00:21,149	00:24,399	243,24	09:48:18	
23	01:34,032	00:21,958	00:24,596	00:22,165	00:25,313	247,42		15	01:32,660	00:21,240	00:23,795	00:21,586	00:26,039	244,07	09:49:51	
24	01:34,010	00:22,042	00:24,670	00:21,897	00:25,401	245,73		16	01:30,586	00:21,257	00:23,730	00:21,110	00:24,489	244,90	09:51:21	
25	01:33,851	00:21,837	00:24,747	00:21,792	00:25,475	248,28		17	PIT	00:21,441	00:24,115	00:21,558	00:30,247	244,07	09:52:59	
26	01:33,890	00:21,965	00:24,783	00:21,861	00:25,281	249,13		18	02:14:47,200	02:13:34,	00:25,833	00:21,866	00:25,252		12:07:46	
27	01:34,250	00:22,006	00:24,926	00:21,918	00:25,400	246,58		19	01:32,172	00:21,863	00:23,766	00:21,753	00:24,790		12:09:18	
28	01:34,075	00:21,900	00:24,861	00:21,935	00:25,379	248,28		20	01:31,836	00:21,371	00:23,983	00:21,358	00:25,124	245,73	12:10:50	
29	01:34,212	00:22,115	00:24,735	00:21,888	00:25,474	247,42		21	01:39,400	00:23,789	00:26,927	00:23,033	00:25,651	238,41	12:12:29	
30	01:34,324	00:22,038	00:25,020	00:21,992	00:25,274	247,42		22	01:31,757	00:21,456	00:23,896	00:21,413	00:24,992	247,42	12:14:01	
31	01:34,352	00:21,917	00:24,859	00:22,093	00:25,483	248,28		23	PIT	00:21,941	00:24,411	00:21,566	00:31,620	246,58	12:15:40	
32	01:34,007	00:21,930	00:24,788	00:22,003	00:25,286	248,28		10 - SCHOTHORST,Steijn							P.Vmax: 7	T. Ideal: 01:29,206
33	01:34,492	00:22,027	00:24,825	00:22,104	00:25,536	249,13		V. Tiempo	Sector 1	Sector 2	Sector 3	Sector 4	V.Max	Hora		
34	01:33,999	00:21,911	00:24,838	00:21,935	00:25,315	249,13		1	START	01:11,723	00:27,359	00:22,932	00:26,171		09:02:26	
35	01:34,046	00:21,874	00:24,644	00:21,999	00:25,529	247,42		2	01:32,881	00:22,040	00:24,276	00:21,318	00:25,247	244,07	09:03:59	
36	01:33,903	00:21,769	00:24,667	00:21,995	00:25,472	248,28		3	01:31,340	00:21,582	00:23,997	00:21,228	00:24,533	245,73	09:05:31	
37	01:34,187	00:21,992	00:24,891	00:22,016	00:25,288	248,28		4	01:30,950	00:21,539	00:23,804	00:21,035	00:24,572	244,90	09:07:02	
38	01:33,824	00:21,880	00:24,685	00:22,040	00:25,219	249,13		5	01:30,562	00:21,366	00:23,781	00:20,952	00:24,463	245,73	09:08:32	
39	01:34,025	00:21,857	00:24,743	00:22,252	00:25,173	249,13		6	PIT	00:21,411	00:24,045	00:20,980	00:31,441	246,58	09:10:10	
8 - FUMANELLI,David							P.Vmax: 7	T. Ideal: 01:29,340								
V. Tiempo	Sector 1	Sector 2	Sector 3	Sector 4	V.Max	Hora										
1	START	05:47,184	00:30,694	00:26,594	00:28,788			7	06:08,138	04:54,264	00:26,662	00:22,168	00:25,044		09:16:18	
2	01:38,669	00:25,795	00:25,579	00:22,002	00:25,293	230,77		8	01:30,046	00:21,241	00:23,590	00:20,882	00:24,333	244,07	09:17:48	
3	01:31,149	00:21,654	00:23,985	00:20,967	00:24,543	246,58		9	01:29,743	00:21,274	00:23,538	00:20,714	00:24,217	244,07	09:19:18	
4	01:39,175	00:21,340	00:25,478	00:27,561	00:24,796	247,42		10	01:29,658	00:20,994	00:23,555	00:20,739	00:24,370	244,90	09:20:48	
5	01:30,672	00:21,435	00:23,798	00:21,020	00:24,419	246,58		11	PIT	00:26,736	00:28,322	00:26,007	00:34,047	231,51	09:22:43	
6	01:30,159	00:21,302	00:23,748	00:20,792	00:24,317	244,90		12	33:57,632	32:47,040	00:24,156	00:20,920	00:25,516		09:56:40	
7	PIT	00:21,188	00:23,958	00:21,538	00:30,354	246,58		13	01:29,683	00:21,240	00:23,563	00:20,688	00:24,192	244,90	09:58:10	
8	21:18,604	19:59,874	00:28,055	00:24,074	00:26,601			14	01:29,508	00:21,093	00:23,357	00:20,820	00:24,238	245,73	09:59:40	
9	01:34,267	00:23,197	00:25,135	00:21,118	00:24,817	244,07		15	01:41,013	00:25,534	00:28,427	00:22,206	00:24,846	234,53	10:01:21	
10	PIT	00:21,163	00:32,910	00:29,798	00:48,320	247,42		16	01:29,605	00:21,264	00:23,407	00:20,663	00:24,271	244,07	10:02:50	
11	02:36,984	01:27,151	00:24,185	00:21,192	00:24,456			17	01:29,622	00:21,238	00:23,391	00:20,746	00:24,247	244,07	10:04:20	
12	01:29,821	00:21,115	00:23,599	00:20,632	00:24,475	246,58		18	PIT	00:22,577	00:25,314	00:24,438	00:32,248	244,07	10:06:04	
13	01:29,663	00:21,091	00:23,508	00:20,812	00:24,252	244,90		19	PIT	05:01,882	00:38,860	00:28,045	00:36,975		10:12:50	
14	01:29,812	00:20,948	00:23,574	00:20,895	00:24,395	246,58		20	07:29,982	06:18,882	00:24,855	00:21,163	00:25,082		10:20:20	
15	01:41,334	00:24,736	00:27,894	00:23,896	00:24,808	246,58		21	01:29,745	00:21,182	00:23,538	00:20,754	00:24,271	245,73	10:21:50	



CROHOCIRCUIT: oscar.gutierrez@circuitvalencia.com



Circuit de la C.Valenciana

13 - 15 May 2015

Circuit de la C.Valenciana

TEST RENAULT SPORT TROPHY

VUELTA A VUELTA SECTORES 1st Collective Test 14

27	09:43,424	08:26,474	00:26,966	00:23,260	00:26,724		10:39:40
28	PIT	00:22,820	00:25,405	00:22,456	00:34,357	244,90	10:41:25

11 - SCHOTHORST,Bas P.Vmax: 1 T. Ideal: 01:29,525

V. Tiempo	Sector 1	Sector 2	Sector 3	Sector 4	V.Max	Hora
1	START	00:57,967	00:29,050	00:24,085	00:25,848	09:02:15
2	01:32,145	00:21,687	00:24,454	00:21,174	00:24,830	243,24 09:03:47
3	01:30,815	00:21,360	00:23,854	00:21,015	00:24,586	244,90 09:05:18
4	01:30,677	00:21,439	00:23,738	00:20,873	00:24,627	244,90 09:06:49
5	01:30,331	00:21,162	00:23,705	00:21,002	00:24,462	245,73 09:08:19
6	PIT	00:22,217	00:24,725	00:21,519	00:32,276	244,90 09:10:00
7	09:02,808	07:47,295	00:27,847	00:22,217	00:25,449	09:19:03
8	01:31,288	00:21,662	00:24,091	00:21,141	00:24,394	244,07 09:20:34
9	01:30,000	00:21,086	00:23,748	00:20,814	00:24,352	245,73 09:22:04
10	01:29,687	00:21,165	00:25,075	00:26,511	00:24,536	245,73 09:23:41
11	PIT	00:21,143	00:23,670	00:27,913	00:51,792	244,90 09:25:46
12	12:45,258	11:29,906	00:27,631	00:22,259	00:25,462	09:38:31
13	PIT	00:21,731	00:24,167	00:22,689	00:46,229	244,90 09:40:26
14	04:22,961	03:12,352	00:24,767	00:21,186	00:24,656	09:44:49
15	01:29,765	00:20,956	00:23,560	00:20,891	00:24,358	244,90 09:46:19
16	01:31,388	00:20,913	00:23,770	00:21,700	00:25,005	244,90 09:47:50
17	01:29,687	00:20,936	00:23,604	00:20,800	00:24,347	244,90 09:49:20
18	01:48,981	00:23,937	00:30,602	00:29,628	00:24,814	245,73 09:51:09
19	01:29,602	00:20,882	00:23,520	00:20,877	00:24,323	244,90 09:52:38
20	PIT	00:24,878	00:31,481	00:25,314	00:33,435	244,90 09:54:33
21	01:53:08,541	01:51:50,	00:29,095	00:23,562	00:25,861	11:47:42
22	01:32,002	00:21,581	00:24,406	00:21,305	00:24,710	245,73 11:49:14
23	01:31,439	00:21,075	00:24,218	00:21,520	00:24,626	249,13 11:50:45
24	01:30,481	00:21,019	00:23,984	00:21,078	00:24,400	249,13 11:52:16
25	01:42,656	00:27,107	00:27,410	00:23,187	00:24,952	247,42 11:53:59
26	01:35,628	00:21,817	00:27,532	00:21,616	00:24,663	247,42 11:55:34
27	01:32,088	00:21,491	00:24,196	00:21,135	00:25,266	248,28 11:57:06
28	01:32,841	00:22,106	00:24,584	00:21,329	00:24,822	248,28 11:58:39
29	01:33,041	00:21,597	00:24,641	00:21,813	00:24,990	247,42 12:00:12
30	PIT	00:21,544	00:24,021	00:22,620	00:40,217	248,28 12:02:01

69 - FONT,Jaume P.Vmax: 18 T. Ideal: 01:32,626

V. Tiempo	Sector 1	Sector 2	Sector 3	Sector 4	V.Max	Hora
1	START	01:54,56,	00:28,251	00:21,974	00:25,589	10:56:11
2	01:34,079	00:22,522	00:24,736	00:21,440	00:25,381	242,42 10:57:45
3	01:34,290	00:22,243	00:24,709	00:21,621	00:25,717	241,61 10:59:19
4	01:43,868	00:22,548	00:25,019	00:28,437	00:27,864	243,24 11:01:03
5	01:36,121	00:22,267	00:25,200	00:22,579	00:26,075	244,07 11:02:39
6	01:34,496	00:22,435	00:24,844	00:21,798	00:25,419	243,24 11:04:14
7	PIT	00:21,991	00:24,845	00:22,807	00:32,456	244,07 11:05:56
8	12:52,342	11:25,326	00:31,782	00:26,112	00:29,122	11:18:48
9	01:42,830	00:24,787	00:27,635	00:22,851	00:27,557	242,42 11:20:31
10	01:37,279	00:24,913	00:25,019	00:21,613	00:25,734	195,12 11:22:09
11	01:32,784	00:21,968	00:24,469	00:21,312	00:25,035	240,00 11:23:41
12	01:41,557	00:21,810	00:25,984	00:27,371	00:26,392	241,61 11:25:23
13	01:33,865	00:22,089	00:24,590	00:22,025	00:25,161	242,42 11:26:57
14	01:34,165	00:22,160	00:24,881	00:21,491	00:25,633	240,80 11:28:31
15	PIT	00:25,382	00:25,791	00:23,315	00:29,672	225,71 11:30:15
16	11:21,352	10:03,287	00:30,657	00:22,068	00:25,340	11:41:36
17	01:34,041	00:22,037	00:24,562	00:21,720	00:25,722	244,07 11:43:10
18	01:34,346	00:21,924	00:24,560	00:22,315	00:25,547	241,61 11:44:45
19	01:34,542	00:22,253	00:24,953	00:21,924	00:25,412	242,42 11:46:19
20	01:34,474	00:22,095	00:24,791	00:21,992	00:25,596	244,07 11:47:54
21	PIT	00:22,392	00:25,025	00:27,016	00:34,211	245,73 11:49:42

101 - COIMBRA,Antonio P.Vmax: 7 T. Ideal: 01:33,973

V. Tiempo	Sector 1	Sector 2	Sector 3	Sector 4	V.Max	Hora
1	START	02:33:56,	00:27,495	00:23,489	00:26,865	11:35:12
2	01:35,997	00:22,829	00:25,350	00:22,017	00:25,801	240,80 11:36:48
3	01:35,513	00:22,881	00:24,779	00:22,063	00:25,790	241,61 11:38:24
4	01:35,215	00:22,577	00:25,078	00:21,874	00:25,686	241,61 11:39:59
5	01:34,688	00:22,405	00:24,960	00:21,763	00:25,560	241,61 11:41:34
6	01:34,350	00:22,516	00:24,753	00:21,678	00:25,403	244,90 11:43:08
7	01:35,224	00:22,503	00:25,058	00:22,141	00:25,522	244,07 11:44:43
8	01:34,570	00:22,583	00:24,926	00:21,760	00:25,301	245,73 11:46:18
9	01:35,414	00:22,360	00:25,293	00:22,140	00:25,621	245,73 11:47:53
10	PIT	00:22,539	00:25,152	00:25,134	00:32,291	245,73 11:49:38
11	PIT	11:11,013	00:31,080	00:24,853	00:34,646	12:02:20
12	06:15,257	04:56,311	00:27,864	00:24,070	00:27,012	12:08:35
13	01:35,736	00:22,693	00:24,987	00:22,288	00:25,768	243,24 12:10:11
14	01:35,826	00:22,484	00:25,279	00:22,226	00:25,837	243,24 12:11:47
15	01:35,599	00:22,681	00:25,141	00:22,075	00:25,702	244,07 12:13:22
16	01:35,269	00:22,558	00:25,008	00:21,916	00:25,787	242,42 12:14:58
17	PIT	00:22,487	00:24,953	00:21,909	00:35,771	244,07 12:16:43
18	30:26,327	29:06,727	00:28,322	00:24,551	00:26,727	12:47:09
19	01:35,267	00:22,519	00:25,093	00:22,038	00:25,617	245,73 12:48:44
20	01:35,294	00:22,312	00:25,280	00:22,005	00:25,697	247,42 12:50:20
21	01:35,356	00:22,646	00:25,238	00:21,844	00:25,628	245,73 12:51:55
22	01:35,175	00:22,484	00:25,144	00:21,935	00:25,612	244,90 12:53:30
23	01:34,204	00:22,292	00:24,704	00:21,818	00:25,390	244,07 12:55:04
24	01:36,786	00:22,683	00:25,054	00:23,177	00:25,872	247,42 12:56:41
25	01:34,280	00:22,290	00:24,743	00:21,712	00:25,535	246,58 12:58:15
26	01:35,637	00:22,477	00:24,934	00:22,647	00:25,579	247,42 12:59:51
27	01:34,704	00:22,507	00:24,955	00:21,787	00:25,455	247,42 13:01:26

102 - GONDA,Richard P.Vmax: 1 T. Ideal: 01:31,409

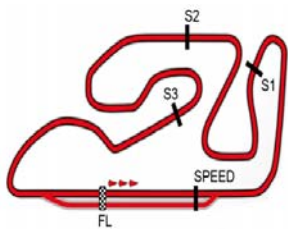
V. Tiempo	Sector 1	Sector 2	Sector 3	Sector 4	V.Max	Hora
1	PIT	38:38,760	01:25,148		00:58,837	09:41:01
2	27:44,817	26:24,112	00:28,023	00:26,025	00:26,657	10:08:46
3	01:34,638	00:22,558	00:24,766	00:22,106	00:25,208	244,90 10:10:21
4	01:58:06,944	01:56:45,	00:28,099	00:25,977	00:27,389	213,65 12:08:27
5	01:33,953	00:22,338	00:24,598	00:21,811	00:25,206	249,13 12:10:01
6	01:31,892	00:21,574	00:24,086	00:21,419	00:24,813	247,42 12:11:33
7	01:32,454	00:21,881	00:24,346	00:21,384	00:24,843	248,28 12:13:06
8	01:31,611	00:21,436	00:24,066	00:21,405	00:24,704	247,42 12:14:37
9	01:32,226	00:21,324	00:24,003	00:21,542	00:25,357	247,42 12:16:10
10	PIT	00:21,532	00:23,997	00:22,042	00:36,598	247,42 12:17:54
11	22:34,817	21:12,451	00:29,835	00:26,137	00:26,394	12:40:29
12	01:34,685	00:21,864	00:24,467	00:21,435	00:26,919	247,42 12:42:03
13	01:32,696	00:21,757	00:24,343	00:21,413	00:25,183	246,58 12:43:36
14	01:32,703	00:21,742	00:24,221	00:21,892	00:24,848	246,58 12:45:09
15	PIT	00:22,012	00:24,582	00:21,960	00:29,300	246,58 12:46:47
16	03:57,760	02:42,704	00:26,093	00:23,467	00:25,496	12:50:44
17	01:33,694	00:21,952	00:24,553	00:21,751	00:25,438	245,73 12:52:18
18	01:33,102	00:21,880	00:24,299	00:21,745	00:25,178	244,90 12:53:51
19	01:33,232	00:21,695	00:24,282	00:22,028	00:25,227	244,07 12:55:24
20	01:32,762	00:21,597	00:24,378	00:21,586	00:25,201	247,42 12:56:57
21	PIT	00:21,813	00:24,330	00:21,750	00:31,769	245,73 12:58:37

103 - FORNE,Toni P.Vmax: 7 T. Ideal: 01:32,000

V. Tiempo	Sector 1	Sector 2	Sector 3	Sector 4	V.Max	Hora
1	PIT	01:12:08,	00:28,439	00:23,783	00:35,100	10:13:34
2	06:54,493	05:41,762	00:25,617	00:21,871	00:25,243	10:20:28
3	01:32,216	00:21,739	00:24,318	00:21,320	00:24,839	245,73 10:22:01
4	PIT	00:21,523	00:24,401	00:21,598	00:34,143	246,58 10:23:42



CROHOCIRCUIT: oscar.gutierrez@circuitvalencia.com



Circuit de la C. Valenciana

13 - 15 May 2015

Circuit de la C. Valenciana

TEST RENAULT SPORT TROPHY

VUELTA A VUELTA SECTORES 1st Collective Test 14

Table with 12 columns: Driver, Lap, Sector 1, Sector 2, Sector 3, Sector 4, V.Max, Hora. Includes drivers like S2, S3, S1, FL, SPEED, PIT, and various lap times.

104 - SITJHOFF,Diederik P.Vmax: 23 T. Ideal: 01:31,615

Table for driver 104 - SITJHOFF,Diederik showing lap times and sector times.

105 - BRAAMS,Max P.Vmax: 15 T. Ideal: 01:32,794

Table for driver 105 - BRAAMS,Max showing lap times and sector times.

107 - BAPTISTA,Adalberto P.Vmax: 22 T. Ideal: 01:32,864

Table for driver 107 - BAPTISTA,Adalberto showing lap times and sector times.

Table for driver 109 - BOURGOIS,Philippe showing lap times and sector times.

109 - BOURGOIS,Philippe P.Vmax: 18 T. Ideal: 01:31,598

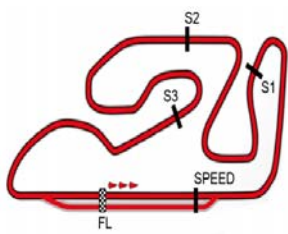
Table for driver 110 - SCHOTHORST,Jeroen showing lap times and sector times.

110 - SCHOTHORST,Jeroen P.Vmax: 7 T. Ideal: 01:32,958

Table for driver 110 - SCHOTHORST,Jeroen showing lap times and sector times.



CROHOCIRCUIT: oscar.gutierrez@circuitvalencia.com



Circuit de la C. Valenciana

TEST RENAULT SPORT TROPHY

VUELTA A VUELTA SECTORES 1st Collective Test 14

4	01:33,938	00:22,431	00:24,728	00:21,665	00:25,114	244,07	11:01:09
5	01:33,908	00:22,231	00:24,594	00:21,782	00:25,301	244,07	11:02:43
6	01:33,650	00:22,345	00:24,491	00:21,725	00:25,089	244,90	11:04:16
7	01:33,948	00:22,299	00:24,607	00:21,688	00:25,354	246,58	11:05:50
8	01:33,415	00:22,255	00:24,401	00:21,628	00:25,131	246,58	11:07:24
9	PIT	00:24,723	00:29,740	00:26,563	00:36,738	245,73	11:09:21
10	38:26,456	37:10,731	00:26,776	00:22,909	00:26,040		11:47:48
11	01:34,700	00:22,520	00:24,749	00:21,828	00:25,603	246,58	11:49:22
12	01:33,810	00:22,261	00:24,718	00:21,562	00:25,269	245,73	11:50:56
13	01:33,406	00:22,056	00:24,552	00:21,531	00:25,267	245,73	11:52:30
14	01:36,553	00:22,232	00:24,995	00:23,797	00:25,529	244,90	11:54:06
15	01:34,447	00:22,452	00:25,035	00:21,790	00:25,170	245,73	11:55:41
16	01:33,819	00:22,116	00:24,844	00:21,889	00:24,970	245,73	11:57:14
17	01:33,671	00:22,300	00:24,598	00:21,707	00:25,066	246,58	11:58:48
18	01:33,934	00:22,372	00:24,656	00:21,762	00:25,144	245,73	12:00:22
19	30:07,895	28:50,731	00:27,724	00:23,206	00:26,234	211,14	12:30:30
20	01:35,372	00:22,914	00:24,769	00:22,050	00:25,639	247,42	12:32:05
21	01:34,202	00:22,167	00:24,802	00:21,860	00:25,373	247,42	12:33:40
22	01:33,748	00:22,102	00:24,765	00:21,601	00:25,280	244,90	12:35:13
23	01:34,298	00:22,404	00:24,706	00:21,665	00:25,523	244,07	12:36:48
24	01:35,181	00:22,510	00:25,167	00:21,901	00:25,603	245,73	12:38:23
25	PIT	00:22,130	00:25,047	00:26,006	00:41,618	247,42	12:40:18

169 - SMET, Jurgen P.Vmax: 18 T. Ideal: 01:35,631

V.	Tiempo	Sector 1	Sector 2	Sector 3	Sector 4	V.Max	Hora
1	PIT	08:51,113	00:30,799	00:25,481	00:39,873		09:10:26
2	03:49,122	02:23,879	00:30,690	00:25,674	00:28,879		09:14:15
3	01:48,168	00:25,618	00:29,753	00:24,481	00:28,316	238,41	09:16:03
4	01:46,134	00:24,954	00:28,055	00:24,027	00:29,098	240,80	09:17:49
5	01:43,469	00:24,131	00:27,354	00:24,340	00:27,644	233,77	09:19:32
6	01:42,790	00:24,402	00:27,212	00:23,827	00:27,349	240,80	09:21:15
7	PIT	00:23,956	00:26,962	00:24,282	00:37,025	240,80	09:23:07
8	14:27,844	13:10,299	00:27,335	00:23,329	00:26,881		09:37:35
9	01:40,673	00:23,610	00:26,567	00:23,153	00:27,343	239,20	09:39:16
10	PIT	00:23,602	00:32,273	00:34,249	00:49,772	240,00	09:41:36
11	02:56,954	01:39,931	00:26,650	00:23,138	00:27,235		09:44:33
12	01:39,684	00:23,446	00:26,437	00:23,128	00:26,673	243,24	09:46:13
13	01:39,568	00:23,421	00:26,158	00:22,803	00:27,186	241,61	09:47:52
14	01:38,227	00:23,598	00:25,826	00:22,807	00:25,996	241,61	09:49:30
15	PIT	00:23,336	00:26,360	00:25,485	00:38,243	242,42	09:51:24
16	11:53,120	10:31,018	00:28,901	00:24,956	00:28,245		10:03:17
17	01:38,598	00:24,077	00:26,054	00:22,257	00:26,210	240,00	10:04:55
18	01:36,999	00:23,163	00:25,359	00:22,266	00:26,211	240,00	10:06:32
19	01:36,692	00:22,742	00:25,486	00:22,487	00:25,977	240,00	10:08:09
20	01:36,000	00:22,808	00:25,518	00:22,076	00:25,598	240,80	10:09:45
21	01:38,703	00:22,651	00:25,306	00:22,526	00:28,220	241,61	10:11:24
22	PIT	00:24,557	00:27,938	00:27,368	00:45,447	235,29	10:13:29
23	PIT	24:20,046	00:27,691	00:22,771	00:32,098		10:39:12
24	01:57,47,777	01:56,28,	00:28,082	00:24,149	00:27,218		12:37:00
25	01:40,719	00:23,727	00:26,462	00:23,502	00:27,028	245,73	12:38:40
26	01:41,666	00:23,608	00:27,082	00:23,659	00:27,317	244,07	12:40:22
27	01:41,585	00:23,271	00:26,840	00:23,837	00:27,637	241,61	12:42:04
28	PIT	00:24,290	00:27,329	00:24,440	00:37,867	235,29	12:43:57

204 - FORSMAN, Philip P.Vmax: 7 T. Ideal: 01:31,435

V.	Tiempo	Sector 1	Sector 2	Sector 3	Sector 4	V.Max	Hora
1	START	01:07:05,	00:27,866	00:23,401	00:25,679		10:08:21
2	01:34,175	00:22,793	00:24,893	00:21,267	00:25,222	245,73	10:09:55
3	01:31,518	00:21,746	00:24,190	00:21,083	00:24,499	244,07	10:11:27
4	PIT	00:22,036	00:27,089	00:21,525	00:34,164	244,90	10:13:12

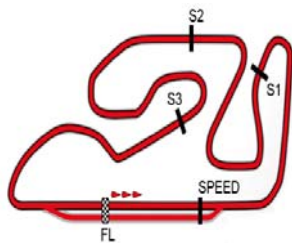
5	10:34,397	09:23,225	00:24,725	00:21,620	00:24,827		10:23:46
6	01:32,031	00:21,841	00:24,211	00:21,183	00:24,796	245,73	10:25:18
7	01:32,069	00:21,717	00:24,202	00:21,268	00:24,882	244,90	10:26:50
8	01:33,029	00:21,790	00:24,552	00:21,552	00:25,135	245,73	10:28:23
9	01:33,319	00:22,379	00:24,422	00:21,391	00:25,127	237,62	10:29:56
10	01:32,455	00:21,999	00:24,371	00:21,267	00:24,818	247,42	10:31:29
11	01:32,425	00:21,680	00:24,173	00:21,583	00:24,989	245,73	10:33:01
12	01:32,377	00:21,963	00:24,257	00:21,327	00:24,830	245,73	10:34:34
13	01:32,660	00:21,726	00:24,332	00:21,549	00:25,053	244,90	10:36:06
14	PIT	00:21,912	00:24,877	00:22,442	00:32,097	247,42	10:37:48

205 - GEERTS, Roy P.Vmax: 4 T. Ideal: 01:30,783

V.	Tiempo	Sector 1	Sector 2	Sector 3	Sector 4	V.Max	Hora
1	START	04:54,634	00:28,872	00:23,053	00:26,113		09:06:11
2	01:36,499	00:23,292	00:25,622	00:21,949	00:25,636	243,24	09:07:47
3	01:34,136	00:22,252	00:24,575	00:22,113	00:25,196	243,24	09:09:22
4	01:33,573	00:21,877	00:24,832	00:21,721	00:25,143	244,07	09:10:55
5	01:33,594	00:22,009	00:24,376	00:21,990	00:25,219	244,90	09:12:29
6	PIT	00:22,868	00:26,809	00:21,817	00:32,012	244,90	09:14:12
7	07:32,668	06:20,503	00:25,183	00:21,805	00:25,177		09:21:45
8	01:34,222	00:22,049	00:24,419	00:22,611	00:25,143	242,42	09:23:19
9	PIT	00:22,112	00:24,391	00:21,676	00:33,961	243,24	09:25:01
10	12:15,802	11:01,225	00:27,178	00:22,479	00:24,920		09:37:17
11	01:32,172	00:21,998	00:24,313	00:21,185	00:24,676	247,42	09:38:49
12	PIT	00:21,585	00:24,177	00:21,145	00:34,138	244,90	09:40:30
13	04:59,393	03:49,211	00:24,367	00:21,105	00:24,710		09:45:30
14	01:31,611	00:21,574	00:24,109	00:21,181	00:24,747	247,42	09:47:01
15	01:30,882	00:21,487	00:23,889	00:21,059	00:24,447	246,58	09:48:32
16	01:31,100	00:21,388	00:23,933	00:21,313	00:24,466	246,58	09:50:03
17	01:43,879	00:21,742	00:27,665	00:23,690	00:30,782	248,28	09:51:47
18	01:32,898	00:21,824	00:24,325	00:22,059	00:24,690	246,58	09:53:20
19	PIT	00:21,654	00:24,100	00:21,551	00:30,488	246,58	09:54:58

269 - AICART, JMP P.Vmax: 18 T. Ideal: 01:31,626

V.	Tiempo	Sector 1	Sector 2	Sector 3	Sector 4	V.Max	Hora
1	START	03:06,55,	00:24,954	00:21,172	00:25,216		12:08:05
2	01:32,115	00:21,649	00:24,065	00:21,613	00:24,788	245,73	12:09:37
3	01:31,960	00:21,601	00:24,262	00:21,189	00:24,908	244,90	12:11:09
4	PIT	00:21,606	00:24,450	00:22,212	00:30,524	244,90	12:12:48



Circuit de la C.Valenciana

13 - 15 May 2015

Circuit de la C.Valenciana

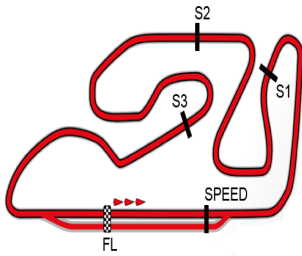
TEST RENAULT SPORT TROPHY

Velocidades máximas 1st Collective Test 14

Piloto	Nacionalidad/Res.	Marca	Mejores 5 velocidades máx.					Media	Máx.
102 GONDA,Richard	SVK	Renault R.S.01	249,1	248,3	247,4	247,4	247,4	247,9	249,1
7 HELLMMASTER,Alan	BRA	Renault R.S.01	249,1	249,1	249,1	249,1	249,1	249,1	249,1
11 SCHOTHORST,Bas	NLD	Renault R.S.01	249,1	249,1	248,3	248,3	248,3	248,6	249,1
205 GEERTS,Roy		Renault R.S.01	248,3	247,4	247,4	246,6	246,6	247,3	248,3
4 LEO,Federico	ITA	Renault R.S.01	248,3	248,3	247,4	247,4	246,6	247,6	248,3
5 PASTORELL,Nicky	ITA	Renault R.S.01	248,3	248,3	247,4	245,7	245,7	247,1	248,3
6 BACHETA,Luciano	GBR	Renault R.S.01	247,4	247,4	247,4	246,6	246,6	247,1	247,4
8 FUMANELLI,David	ITA	Renault R.S.01	247,4	247,4	247,4	246,6	246,6	247,1	247,4
9 GHIRELLI,Vittorio	ITA	Renault R.S.01	247,4	247,4	246,6	245,7	245,7	246,6	247,4
10 SCHOTHORST,Steijn	NLD	Renault R.S.01	247,4	246,6	246,6	246,6	246,6	246,7	247,4
101 COIMBRA,Antonio	POR	Renault R.S.01	247,4	247,4	247,4	247,4	246,6	247,3	247,4
103 FORNE,Toni	ESP	Renault R.S.01	247,4	246,6	245,7	245,7	240,0	245,1	247,4
110 SCHOTHORST,Jeroen	NLD	Renault R.S.01	247,4	247,4	247,4	246,6	246,6	247,1	247,4
204 FORSMAN,Philip		Renault R.S.01	247,4	247,4	245,7	245,7	245,7	246,4	247,4
1 RAMOS,Miguel	POR	Renault R.S.01	246,6	246,6	245,7	245,7	244,9	245,9	246,6
105 BRAAMS,Max	NLD	Renault R.S.01	246,6	246,6	246,6	245,7	245,7	246,2	246,6
3 DONTJE,Indy	NLD	Renault R.S.01	246,6	245,7	244,9	243,2		245,1	246,6
269 AICART,JMP	ESP	Renault R.S.01	245,7	244,9	244,9			245,2	245,7
109 BOURGOIS,Philippe	FRA	Renault R.S.01	245,7	244,9	244,1	244,1	244,1	244,6	245,7
169 SMET,Jurgen	SUI	Renault R.S.01	245,7	244,1	243,2	242,4	241,6	243,4	245,7
69 FONT,Jaume	ESP	Renault R.S.01	245,7	244,1	244,1	244,1	244,1	244,4	245,7
107 BAPTISTA,Adalberto	BRA	Renault R.S.01	244,9	244,1	244,1	244,1	244,1	244,2	244,9
104 SITJHOFF,Diederik	NLD	Renault R.S.01	244,1	244,1	244,1	243,2	243,2	243,7	244,1



CROHOCIRCUIT: oscar.gutierrez@circuitvalencia.com



Circuit de la C.Valenciana

TEST RENAULT SPORT TROPHY

ANALISIS PIT 1st Collective Test 14

09:10:26,075	09:12:24,415	00:01:58,340	1
09:23:07,983	09:35:55,263	00:12:47,280	7
09:41:36,396	09:42:53,570	00:01:17,174	10
09:51:24,253	10:01:29,234	00:10:04,981	15
10:13:29,675	10:37:26,851	00:23:57,176	22
10:39:12,281	12:35:13,474	01:56:01,193	23
12:43:57,954	...		28

Num. P. 7 Total in PIT: 02:46:06,144

204 FORSMAN,Philip			
Team V8 Racing			
Time IN	Time OUT	GAP	Lap
10:13:12,076	10:22:11,417	00:08:59,341	4
10:37:48,166	...		14

Num. P. 2 Total in PIT: 00:08:59,341

205 GEERTS,Roy			
Team V8 Racing			
Time IN	Time OUT	GAP	Lap
09:14:12,789	09:20:08,253	00:05:55,464	6
09:25:01,819	09:35:37,017	00:10:35,198	9
09:40:30,838	09:43:57,937	00:03:27,099	12
09:54:58,394	...		19

Num. P. 4 Total in PIT: 00:19:57,761

269 AICART,JMP			
Team Monlau Comp.			
Time IN	Time OUT	GAP	Lap
12:12:48,281	...		4

Num. P. 1 Total in PIT:

