



# ADAC GT Masters

## Result List Qualifying 1



Provisional

Red Bull Ring, Length: 4326m

Air temperature: 20.02°C

Track temperature: 23.26°C

Weather condition: Dry

Reg. Nr.: CR 15/2016

Saturday, July 23, 2016 9:22:00

started : 32      classified : 31      not classified : 1

	Drivers	Team	Car	Lap	Best Time	Gap	Diff	Kph	Day Time
1	7 J.Lee Pepper(ZAF)(J)/D.Abt(DEU)	Bentley Team Abt(DEU)	Bentley Continental GT3	7	1:27.435			178.1	9:41:03
2	8 F.Hamprecht(DEU)(J)/C.Jöns(DEU)	Bentley Team Abt(DEU)	Bentley Continental GT3	8	1:27.528	0.093	0.093	177.9	9:42:29
3	20 J.Krohn(FIN)/A.Felix da Costa(PRT)	Schubert Motorsport(DEU)	BMW M6 GT3	5	1:27.687	0.252	0.159	177.6	9:40:24
4	77 J.Gounon(FRA)(J)/D.Keilwitz(DEU)	Callaway Competition(DEU)	Corvette C7 GT3	9	1:27.806	0.371	0.119	177.3	9:40:10
5	17 D.Jahn(DEU)/K.Estre(FRA)	KÜS TEAM75 Bernhard(DEU)	Porsche 911 GT3 R	8	1:27.857	0.422	0.051	177.2	9:43:09
6	24 F.Stoll(DEU)/L.Vanhoor(BEL)	kfzteile24 - APR Motorsport(DEU)	Audi R8 LMS	8	1:27.898	0.463	0.041	177.1	9:42:25
7	99 R.Renauer(DEU)/M.Ragginger(AUT)	Precote Herberth Motorsport(DEU)	Porsche 911 GT3 R	8	1:27.938	0.503	0.040	177.0	9:38:09
8	21 N.Rogivue(CHE)(J)/N.Sylvest(DNK)(J)	AMG - Team Zakspeed(DEU)	Mercedes-AMG GT3	10	1:28.016	0.581	0.078	176.9	9:40:47
9	1 S.Asch(DEU)/L.Ludwig(DEU)	AMG - Team Zakspeed(DEU)	Mercedes-AMG GT3	11	1:28.279	0.844	0.263	176.4	9:43:07
10	29 C.De Phillippi(USA)(J)/C.Mies(DEU)	MontaplastbyLand-Motorsport(DEU)	Audi R8 LMS	11	1:28.328	0.893	0.049	176.3	9:42:14
11	63 R.Ineichen(CHE)(T)/C.Engelhart(DEU)	GRT Grasser-Racing-Team(AUT)	LamborghiniHuracanGT3	7	1:28.434	0.999	0.106	176.1	9:40:33
12	69 P.Assenheimer(DEU)(J)/D.Schwager(DEU)	Callaway Competition(DEU)	Corvette C7 GT3	7	1:28.448	1.013	0.014	176.0	9:36:10
13	25 D.Dobitsch(AUT)/E.Sandström(SWE)	kfzteile24 - APR Motorsport(DEU)	Audi R8 LMS	8	1:28.459	1.024	0.011	176.0	9:41:48
14	16 L.Stolz(DEU)(J)/G.Tweraser(AUT)	GRT Grasser-Racing-Team(AUT)	LamborghiniHuracanGT3	7	1:28.550	1.115	0.091	175.8	9:42:01
15	31 B.Said(USA)/E.Curran(USA)	Callaway Competition(DEU)	Corvette C7 GT3	10	1:28.695	1.260	0.145	175.5	9:40:52
16	5 N.Siedler(AUT)/J.van Lagen(NLD)	HB Racing WDS Bau(AUT)	LamborghiniHuracanGT3	10	1:28.731	1.296	0.036	175.5	9:43:04
17	28 P.Hoevenaars(NLD)(J)/F.Vervisch(BEL)	MontaplastbyLand-Motorsport(DEU)	Audi R8 LMS	10	1:28.859	1.424	0.128	175.2	9:40:50
18	50 P.Geipel(DEU)/M.Basseng(DEU)	YACO Racing(DEU)	Audi R8 LMS	7	1:28.905	1.470	0.046	175.1	9:42:08
19	15 M.Pommer(DEU)/M.Winkelhock(DEU)	Phoenix Racing(DEU)	Audi R8 LMS	6	1:29.007	1.572	0.102	174.9	9:42:34
20	13 R.Lips(CHE)(T)/S.Barth(DEU)	RWT - Racing team(DEU)	Corvette Z06.R GT3	8	1:29.086	1.651	0.079	174.8	9:42:36
21	32 E.Zonzini(SMR)(J)/F.Spengler(DEU)	Bonaldi Motorsport S.r.L(ITA)	LamborghiniHuracanGT3	9	1:29.088	1.653	0.002	174.8	9:40:47
22	3 P.Kujala(FIN)(J)/M.Pavlovic(SRB)	Bonaldi Motorsport S.r.L(ITA)	LamborghiniHuracanGT3	8	1:29.125	1.690	0.037	174.7	9:40:42
23	44 M.Ahlin-Kottulinsky(SWE)(J)/M.Bonanomi(ITA)	Aust Motorsport(DEU)	Audi R8 LMS	11	1:29.376	1.941	0.251	174.2	9:42:57
24	33 C.Frankenhou(NLD)/C.Haase(DEU)	Car Collection Motorsport(DEU)	Audi R8 LMS	9	1:29.422	1.987	0.046	174.1	9:42:11
25	66 E.Lindholm(DEU)(J)/A.Gies(DEU)(J)	ADACNSAAtemptoRacing Team(DEU)	LamborghiniHuracanGT3	6	1:29.461	2.026	0.039	174.0	9:39:44
26	6 E.Erhart(DEU)/K.Snoeks(NLD)	HB Racing WDS Bau(AUT)	LamborghiniHuracanGT3	7	1:29.475	2.040	0.014	174.0	9:39:01
27	35 F.Scholze(DEU)(T)/K.Wendlinger(AUT)	Car Collection Motorsport(DEU)	MercedesBenzSLSAMG	11	1:29.512	2.077	0.037	173.9	9:42:49
28	36 C.Zanella(CHE)/M.Dienst(DEU)(J)	bigFMRacingTeamSchützMotorsport(DEU)	Porsche 911 GT3 R	8	1:29.621	2.186	0.109	173.7	9:41:29
29	9 A.Weishaupt(DEU)(T)/M.Holzer(DEU)	Bentley Team Abt(DEU)	Bentley Continental GT3	4	1:29.636	2.201	0.015	173.7	9:28:48
30	22 S.Feige(DEU)(T)/B.Schothorst(NLD)	MRS GT-Racing(DEU)	Nissan GT-RNISMOGT3	8	1:31.427	3.992	1.791	170.3	9:38:19
31	55 L.Schreier(DEU)(J)/X.Maassen(NLD)	Aust Motorsport(DEU)	Audi R8 LMS	6	1:31.674	4.239	0.247	169.8	9:40:01

### Not classified

11 M.Beretta(ITA)(J)/N.Pohler(DEU)(J)      GRT Grasser-Racing-Team(AUT)      LamborghiniHuracanGT3

### Did not start

34 I.Tutumlu Lopez(ESP)/K.van der Linde(ZAF)      Car Collection Motorsport(DEU)      Audi R8 LMS

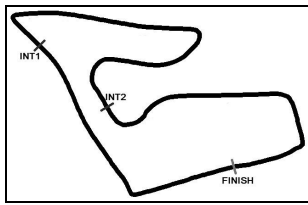
Following race director decision cancellation of the relevant lap time for car no. 15

Subject to final scrutineering!

Publications Time:

Clerk of the course:

Time Keeping:



# ADAC GT Masters

## Sector List Qualifying 1



Provisional

Reg. Nr.: CR 15/2016

Red Bull Ring, Length: 4326m

Air temperature: 20.02°C

Track temperature: 23.26°C

Weather condition: Dry

Saturday, July 23, 2016 9:22:00

Lap	Time	SE1	SP1	SE2	SP2	SE3	SP3	TSP	Lap	Time	SE1	SP1	SE2	SP2	SE3	SP3	TSP
<b>1</b> Asch, DEU / Ludwig, DEU									<b>theoretical besttime: 1:28.109</b>								
1	2:01.401	43.433	199	46.157	142	31.811	234		7	1:28.963	22.948	231	38.845	178	27.170	260	
2	1:37.791	24.567	229	44.165	161	29.059	256		8	1:28.526	22.751	232	38.680	178	27.095	263	
3	1:33.287	23.309	230	40.640	150	29.338	261		9	1:28.390	22.829	232	38.612	180	26.949	263	
4	1:29.718	23.061	232	39.164	178	27.493	262		10	1:35.412	<b>22.692</b>	<b>234</b>	38.769	171	33.951	261	
5	1:59.714	22.934	232	43.639	144	53.141			11	<b>1:28.279</b>	22.862	232	<b>38.597</b>	<b>183</b>	<b>26.820</b>	<b>264</b>	
6	4:55.284	3:46.160	226	40.677	150	28.447	261		12	1:58.820	22.651	234	45.849	124	50.320		

<b>3</b> Kujala, FIN / Pavlovic, SRB									<b>theoretical besttime: 1:28.826</b>								
1	4:52.578	3:36.193	180	46.104	139	30.281	233		7	1:29.341	<b>22.819</b>	<b>235</b>	39.203	177	27.319	261	
2	1:36.879	25.123	204	43.236	154	28.520	257		8	<b>1:29.125</b>	22.912	235	<b>38.888</b>	<b>174</b>	27.325	261	
3	1:45.018	23.399	222	42.037	168	39.582			9	<del>1:29.079</del>	<del>22.776</del>	<del>236</del>	<del>39.046</del>	<del>170</del>	<del>27.287</del>	<del>259</del>	
4	4:30.174	3:17.075	219	41.773	155	31.326	259		9	1:32.322	22.894	235	42.205	172	27.223	259	
5	1:30.198	23.165	234	39.782	<b>177</b>	27.251	260		10	2:02.046	25.415	171	46.822	133	49.809		
6	1:29.153	22.898	234	39.136	171	<b>27.119</b>	261										

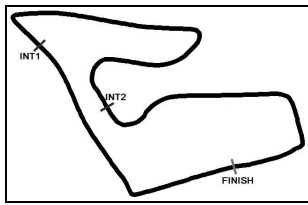
<b>5</b> Siedler, AUT / van Lagen, NLD									<b>theoretical besttime: 1:28.592</b>								
1	3:53.703	2:25.739	167	54.310	125	33.654	252		7	1:30.472	22.685	237	<b>38.875</b>	<b>178</b>	28.912	260	
2	1:35.082	23.684	231	43.276	149	28.122	260		8	1:33.953	22.731	238	40.260	127	30.962	262	
3	1:29.352	22.951	236	39.311	173	<b>27.090</b>	262		9	1:37.083	<b>22.627</b>	<b>238</b>	42.491	104	31.965	261	
4	1:55.520	22.750	237	43.401	134	49.369			10	<b>1:28.731</b>	22.690	236	38.913	178	27.128	262	
5	4:31.284	3:12.144	152	49.739	125	29.401	259		11	1:59.841	22.558	240	47.377	123	49.906		
6	1:29.040	22.742	236	39.122	176	27.176	<b>262</b>										

<b>6</b> Erhart, DEU / Snoeks, NLD									<b>theoretical besttime: 1:29.385</b>								
1	3:56.752	2:40.595	165	45.651	152	30.506	252		7	<b>1:29.475</b>	22.943	235	39.153	171	27.379	261	
2	1:34.453	23.932	231	41.895	163	28.626	259		8	1:29.493	<b>22.861</b>	<b>235</b>	39.258	174	<b>27.374</b>	<b>260</b>	
3	1:31.093	23.110	233	39.884	170	28.099	258		9	1:35.164	22.986	233	44.620	166	27.558	260	
4	1:57.097	23.040	235	44.703	137	49.354			10	1:29.482	22.967	234	<b>39.150</b>	<b>174</b>	27.365	262	
5	5:00.377	3:52.040	228	40.403	168	27.934	259		11	2:06.665	24.460	182	49.810	119	52.395		
6	1:31.496	23.601	232	39.416	167	28.479	261										

<b>7</b> Lee Pepper, ZAF / Abt, DEU									<b>theoretical besttime: 1:27.316</b>								
1	6:30.961	5:12.117	179	47.676	138	31.168	255		6	1:37.515	22.456	232	46.272	128	28.787	267	
2	2:17.734	27.190	144	56.756	95	53.788			7	<b>1:27.435</b>	22.271	241	38.566	173	<b>26.598</b>	<b>268</b>	
3	4:13.860	2:54.942	170	46.504	161	32.414	264		8	1:27.584	<b>22.241</b>	<b>242</b>	38.600	167	26.743	267	
4	1:28.032	22.596	240	38.722	<b>174</b>	26.714	<b>268</b>		9		22.251	242					
5	1:27.525	22.320	241	<b>38.477</b>	174	26.728	268										

<b>8</b> Hamprecht, DEU / Jöns, DEU									<b>theoretical besttime: 1:27.528</b>								
1	7:02.029	5:43.908	165	47.544	105	30.577	262		6	1:38.856	22.444	243	47.911	149	28.501	266	
2	2:01.833	25.330	205	50.864	118	45.639			7	1:27.626	22.349	241	38.576	171	26.701	268	
3	3:55.096	2:38.688	175	46.074	154	30.334	264		8	<b>1:27.528</b>	<b>22.332</b>	<b>241</b>	<b>38.518</b>	<b>173</b>	<b>26.678</b>	<b>267</b>	
4	1:28.565	22.636	240	39.077	167	26.852	266		9	1:41.280	22.471	241	38.586	171	40.223		
5	1:28.012	22.456	240	38.775	169	26.781	267										

<b>9</b> Weishaupt, DEU / Holzer, DEU									<b>theoretical besttime: 1:29.314</b>								
1	2:09.404	47.683	154	50.514	125	31.207	257		7	1:32.182	22.730	240	40.001	152	29.451	266	
2	1:38.115	24.653	198	43.574	116	29.888	263		8	1:29.833	22.749	240	<b>39.410</b>	<b>152</b>	27.674	265	
3	1:31.244	22.776	241	39.916	154	28.552	266		9	1:33.561	22.679	241	39.948	169	30.934	267	
4	<b>1:29.636</b>	22.641	<b>242</b>	39.472	152	27.523	265		10	<del>1:30.267</del>	<del>22.840</del>	<del>240</del>	<del>39.777</del>	<del>153</del>	<del>27.650</del>	<del>266</del>	
5	1:58.193	22.630	241	42.041	120	53.522			10	1:29.654	22.704	240	39.582	159	<b>27.368</b>	<b>267</b>	
6	4:33.341	3:14.901	200	46.620	139	31.820	265		11	1:54.170	<b>22.536</b>	<b>242</b>	48.234	132	43.400		



# ADAC GT Masters

## Sector List Qualifying 1



Provisional

Reg. Nr.: CR 15/2016

Saturday, July 23, 2016 9:22:00

Red Bull Ring, Length: 4326m

Air temperature: 20.02°C

Track temperature: 23.26°C

Weather condition: Dry

Lap	Time	SE1	SP1	SE2	SP2	SE3	SP3	TSP	Lap	Time	SE1	SP1	SE2	SP2	SE3	SP3	TSP
<b>11</b>	Beretta, ITA / Pohler, DEU								<b>theoretical besttime: 2:03.033</b>								
1	5:58.771	4:21.666	176	<b>59.559</b>	<b>119</b>	<b>37.546</b>	<b>240</b>		2		<b>25.928</b>	<b>218</b>					

<b>13</b>	Lips, CHE / Barth, DEU								<b>theoretical besttime: 1:29.026</b>								
1	4:49.563	3:32.632	197	46.945	127	29.986	255		6	1:29.450	22.520	242	39.623	162	27.307	264	
2	1:35.602	23.868	203	42.342	149	29.392	254		7	1:29.133	22.511	243	39.479	161	<b>27.143</b>	<b>265</b>	
3	1:41.044	22.897	242	40.756	157	37.391			8	<del>1:29.564</del>	<del>22.399</del>	<del>244</del>	<del>39.845</del>	<del>164</del>	<del>27.350</del>	<del>265</del>	
4	5:01.618	3:47.473	174	43.618	149	30.527	263		8	<b>1:29.086</b>	<b>22.442</b>	<b>243</b>	<b>39.441</b>	<b>163</b>	27.203	264	
5	1:31.288	22.692	243	39.534	160	29.062	264		9	1:41.453	22.586	243	38.992	165	39.875		

<b>15</b>	Pommer, DEU / Winkelhock, DEU								<b>theoretical besttime: 1:28.914</b>								
1	5:05.232	3:47.121	193	45.999	144	32.112	224		4	1:29.791	23.060	231	39.423	173	27.308	256	
2	1:34.805	25.716	214	41.034	165	28.055	256		5	1:29.658	23.098	231	39.187	174	27.373	259	
3	<del>1:56.185</del>	<del>23.099</del>	<del>232</del>	<del>40.209</del>	<del>143</del>	<del>52.877</del>			6	<del>1:29.072</del>	<del>22.831</del>	<del>233</del>	<del>39.044</del>	<del>175</del>	<del>27.197</del>	<del>260</del>	
3	4:29.620	3:12.202	205	42.561	153	34.857	256		6	<b>1:29.007</b>	22.939	231	<b>38.944</b>	<b>177</b>	<b>27.124</b>	<b>259</b>	
4	<del>1:31.119</del>	<del>23.632</del>	<del>229</del>	<del>39.875</del>	<del>166</del>	<del>27.612</del>	<del>258</del>		7	1:42.136	<b>22.846</b>	<b>232</b>	39.510	170	39.780		

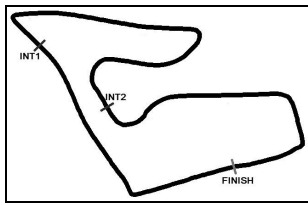
<b>16</b>	Stolz, DEU / Tweraser, AUT								<b>theoretical besttime: 1:28.338</b>								
1	6:35.758	5:14.987	204	50.412	118	30.359	247		6	<del>1:30.496</del>	<del>22.576</del>	<del>242</del>	<del>39.054</del>	<del>175</del>	<del>28.866</del>	<del>247</del>	
2	1:56.347	24.358	210	42.994	147	48.995			6	1:29.059	22.969	240	39.108	173	26.982	265	
3	4:02.288	2:55.103	229	39.975	170	27.210	264		7	<b>1:28.550</b>	22.604	238	39.017	175	<b>26.929</b>	<b>265</b>	
4	1:29.426	22.686	236	38.746	<b>177</b>	27.011	<b>265</b>		8	1:28.378	<b>22.529</b>	<b>239</b>	<b>38.880</b>	<b>174</b>	26.969	264	
5	1:28.820	22.646	<b>240</b>	39.030	177	27.144	265		9	2:05.700	23.983	177	53.502	118	48.215		

<b>17</b>	Jahn, DEU / Estre, FRA								<b>theoretical besttime: 1:27.796</b>								
1	2:06.921	48.100	174	46.140	135	32.681	227		6	9:17.926	8:04.382	216	46.483	168	27.061	265	
2	1:39.316	25.113	216	45.009	115	29.194	264		7	1:39.673	22.509	215	45.505	178	31.659	266	
3	1:31.554	22.705	238	39.159	171	29.690	265		8	<b>1:27.857</b>	22.461	240	<b>38.618</b>	<b>178</b>	<b>26.778</b>	<b>267</b>	
4	1:28.316	22.556	240	38.746	<b>182</b>	27.014	<b>267</b>		9	1:58.350	22.446	241	45.128	134	50.776		
5	1:57.615	<b>22.400</b>	<b>242</b>	42.413	118	52.802											

<b>20</b>	Krohn, FIN / Felix da Costa, PRT								<b>theoretical besttime: 1:27.551</b>								
1	2:39.050	58.408	156	53.768	104	46.874			5	<b>1:27.687</b>	22.439	238	<b>38.450</b>	<b>173</b>	26.798	266	
2	11:17.988	10:03.474	206	45.542	153	28.972	256		6	1:27.768	<b>22.343</b>	<b>239</b>	38.485	179	26.940	263	
3	1:31.642	23.754	233	40.258	162	27.630	<b>266</b>		7	1:33.492	22.358	237	38.672	179	32.462		
4	1:27.872	22.558	237	38.556	175	<b>26.758</b>	264										

<b>21</b>	Rogivue, CHE / Sylvest, DNK								<b>theoretical besttime: 1:27.969</b>								
1	2:14.255	49.920	155	51.955	124	32.380	223		8	1:29.531	22.802	236	39.694	167	27.035	262	
2	1:40.193	25.724	205	44.318	137	30.151	254		9	1:28.775	22.687	235	39.185	164	26.903	264	
3	1:48.050	23.778	227	48.222	131	36.050	231		10	<b>1:28.016</b>	22.629	236	38.657	168	<b>26.730</b>	<b>265</b>	
4	1:33.715	23.459	232	42.560	148	27.696	261		11	1:29.072	22.635	235	38.704	170	27.733	263	
5	1:53.479	22.762	234	43.801	135	46.916			12	1:27.945	<b>22.604</b>	<b>235</b>	<b>38.635</b>	<b>170</b>	26.706	264	
6	3:42.514	2:29.374	213	43.375	148	29.765	262		13	2:03.565	25.505	170	46.747	132	51.313		
7	1:28.965	22.772	235	38.993	158	27.200	258										

<b>22</b>	Feige, DEU / Schothorst, NLD								<b>theoretical besttime: 1:31.427</b>								
1	2:53.268	1:30.940	158	48.669	118	33.659	252		7	1:32.627	23.395	230	40.991	162	28.241	263	
2	1:37.229	25.034	234	42.676	149	29.519	261		8	<b>1:31.427</b>	<b>23.016</b>	<b>241</b>	<b>40.566</b>	<b>161</b>	<b>27.845</b>	<b>263</b>	
3	1:32.748	23.216	240	41.257	161	28.275	261		9	1:35.754	23.957	230	41.484	168	30.313	252	
4	1:32.661	23.268	<b>241</b>	41.066	161	28.327	260		10	1:34.419	24.359	227	41.538	165	28.522	254	
5	2:05.884	26.951	166	50.051	112	48.882			11	1:32.979	23.996	231	40.658	163	28.325	255	
6	3:33.014	2:20.677	217	43.421	159	28.916	<b>264</b>		12	2:00.222	23.813	232	47.546	120	48.863		



# ADAC GT Masters

## Sector List Qualifying 1



Provisional

Reg. Nr.: CR 15/2016

Red Bull Ring, Length: 4326m

Air temperature: 20.02°C

Track temperature: 23.26°C

Weather condition: Dry

Saturday, July 23, 2016 9:22:00

Lap	Time	SE1	SP1	SE2	SP2	SE3	SP3	TSP	Lap	Time	SE1	SP1	SE2	SP2	SE3	SP3	TSP
<b>24</b>	Stoll, DEU / Vanthoor, BEL								<b>theoretical besttime: 1:27.862</b>								
1	7:54.542	6:40.697	188	43.685	150	30.160	184		6	1:36.377	24.372	223	42.748	148	29.257	265	
2	2:10.070	31.236	158	52.922	118	45.912			7	1:28.317	22.584	240	38.738	175	26.995	266	
3	2:49.540	1:34.361	189	43.047	154	32.132	260		8	<b>1:27.898</b>	22.573	239	<b>38.614</b>	<b>176</b>	<b>26.711</b>	<b>266</b>	
4	1:29.987	23.003	237	39.767	171	27.217	265		9	1:42.548	<b>22.537</b>	<b>238</b>	38.687	178	41.324		
5	1:28.613	22.677	237	38.908	171	27.028	<b>267</b>		10	1:27.177							

<b>25</b>	Dobitsch, AUT / Sandström, SWE								<b>theoretical besttime: 1:28.158</b>								
1	5:54.290	4:37.241	173	46.167	150	30.882	251		6	1:28.600	22.816	235	38.933	177	<b>26.851</b>	<b>265</b>	
2	1:33.654	23.949	231	41.202	153	28.503	259		7	1:28.499	22.779	232	<b>38.690</b>	<b>180</b>	27.030	263	
3	1:55.734	23.445	173	48.664	136	43.625			8	<b>1:28.459</b>	<b>22.617</b>	<b>234</b>	38.745	177	27.097	261	
4	4:29.557	3:19.418	218	41.968	174	28.171	261		9	1:39.094	23.470	182	44.099	139	31.525	260	
5	1:28.976	22.739	233	39.343	173	26.894	<b>265</b>		9	2:02.963	24.784	171	52.986	118	45.193		

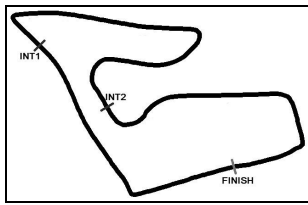
<b>28</b>	Hoevenaars, NLD / Vervisch, BEL								<b>theoretical besttime: 1:28.695</b>								
1	2:11.540	45.103	146	52.391	132	34.046	202		7	1:30.167	23.115	235	39.574	170	27.478	258	
2	1:40.428	27.359	200	43.047	146	30.022	252		8	1:31.585	22.974	235	41.277	171	27.334	260	
3	1:31.223	23.402	233	39.966	171	27.855	259		9	1:29.095	22.861	236	39.086	175	27.148	261	
4	1:30.559	23.572	233	39.556	171	27.431	260		10	<b>1:28.859</b>	22.740	236	38.973	174	<b>27.146</b>	<b>262</b>	
5	1:57.527	22.938	235	42.510	109	52.079			11	1:28.894	22.748	236	<b>38.909</b>	<b>172</b>	27.237	261	
6	3:59.349	2:46.798	219	42.248	158	30.303	256		12	1:36.824	<b>22.640</b>	<b>236</b>	39.018	170	35.166		

<b>29</b>	De Phillippi, USA / Mies, DEU								<b>theoretical besttime: 1:28.103</b>								
1	2:03.075	43.347	165	48.697	125	31.031	244		8	1:28.671	22.749	235	38.970	174	26.952	263	
2	1:38.729	24.421	226	45.802	126	28.506	259		9	1:28.369	22.640	236	38.856	177	26.873	263	
3	1:32.763	23.153	234	40.781	135	28.829	261		10	1:30.357	<b>22.573</b>	<b>237</b>	39.293	160	28.491	263	
4	1:29.244	22.831	235	39.208	170	27.205	262		11	<b>1:28.328</b>	22.735	236	38.760	179	<b>26.833</b>	<b>264</b>	
5	1:55.945	22.630	<b>237</b>	39.401	141	53.914			12	1:28.220	22.658	235	<b>38.697</b>	<b>178</b>	26.865	262	
6	4:09.808	2:57.166	225	42.486	147	30.156	260		13	2:01.696	25.398	181	47.384	138	48.914		
7	1:28.787	22.847	234	38.950	174	26.990	263										

<b>31</b>	Said, USA / Curran, USA								<b>theoretical besttime: 1:28.669</b>								
1	1:58.629	39.000	182	48.063	126	31.566	249		7	1:29.480	22.797	238	39.259	168	27.424	264	
2	1:35.870	24.700	214	42.615	160	28.555	262		8	1:29.125	<b>22.568</b>	<b>239</b>	39.013	167	27.544	265	
3	1:31.010	23.502	237	39.796	164	27.712	263		9	1:29.016	22.626	240	39.157	171	27.233	264	
4	1:30.345	23.116	236	39.684	165	27.545	264		10	<b>1:28.695</b>	22.594	240	<b>38.881</b>	<b>170</b>	<b>27.220</b>	<b>265</b>	
5	1:43.424	22.856	199	40.873	169	39.695			11	1:28.851	22.581	239	39.045	172	27.225	266	
6	4:36.988	3:19.012	163	45.241	149	32.735	261		12	1:50.979	24.676	194	43.648	157	42.655		

<b>32</b>	Zonzini, SMR / Spengler, DEU								<b>theoretical besttime: 1:29.021</b>								
1	3:16.471	1:59.418	181	46.030	152	31.023	214		7	1:29.592	22.972	235	<b>39.161</b>	<b>175</b>	27.459	262	
2	1:39.029	26.551	202	42.507	155	29.971	252		8	1:32.670	24.184	164	40.952	168	27.534	261	
3	1:32.647	23.770	231	40.514	165	28.363	260		9	<b>1:29.088</b>	<b>22.797</b>	<b>236</b>	39.228	175	<b>27.063</b>	<b>262</b>	
4	1:40.138	23.060	235	39.464	174	37.614			10	1:30.825	23.597	228	39.720	167	27.508	262	
5	4:37.622	3:24.100	228	41.162	153	32.360	259		11	1:34.811	22.825	236	39.393	173	32.593		
6	1:29.733	22.995	235	39.427	171	27.311	261										

<b>33</b>	Frankenhout, NLD / Haase, DEU								<b>theoretical besttime: 1:29.189</b>								
1	3:03.265	1:36.352	179	52.923	135	33.990	189		7	1:30.191	23.280	232	39.446	166	27.465	259	
2	1:41.082	27.103	206	43.911	145	30.068	252		8	1:29.503	22.855	233	39.367	169	27.281	260	
3	1:32.090	23.500	230	40.302	155	28.288	257		9	1:29.605	22.967	234	39.364	170	27.274	261	
4	1:30.405	23.105	<b>234</b>	39.610	167	27.690	251		9	<b>1:29.422</b>	23.076	234	<b>39.125</b>	<b>174</b>	<b>27.221</b>	<b>261</b>	
5	2:12.077	31.541	141	53.321	133	47.215			10	1:48.460	<b>22.843</b>	<b>234</b>	48.410	159	37.207		
6	4:13.294	3:03.767	222	41.269	158	28.258	257										



# ADAC GT Masters

## Sector List Qualifying 1



Provisional

Reg. Nr.: CR 15/2016

Saturday, July 23, 2016 9:22:00

Red Bull Ring, Length: 4326m

Air temperature: 20.02°C

Track temperature: 23.26°C

Weather condition: Dry

Lap	Time	SE1	SP1	SE2	SP2	SE3	SP3	TSP	Lap	Time	SE1	SP1	SE2	SP2	SE3	SP3	TSP
<b>35</b>	Scholze, DEU / Wendlinger, AUT								<b>theoretical besttime: 1:29.295</b>								
1	2:16.618	55.953	179	49.255	114	31.410	230		7	1:30.513	22.763	241	39.762	170	27.988	263	
2	1:38.623	24.388	201	43.836	131	30.399	261		8	1:29.685	22.618	241	<b>38.985</b>	<b>171</b>	28.082	264	
3	1:34.964	23.493	210	43.012	152	28.459	260		9	1:29.791	22.744	241	39.236	166	27.811	264	
4	1:30.918	22.782	241	39.576	167	28.560	263		10	1:35.531	22.755	241	43.163	144	29.613	263	
5	1:54.651	22.729	240	42.028	147	49.894			11	<b>1:29.512</b>	22.636	241	39.140	165	<b>27.736</b>	<b>264</b>	
6	4:18.087	3:07.585	228	41.508	163	28.994	262		12	1:41.930	<b>22.574</b>	<b>242</b>	39.516	150	39.840		

<b>36</b>	Zanella, CHE / Dienst, DEU								<b>theoretical besttime: 1:29.255</b>								
1	2:45.541	1:12.774	145	53.501	142	39.266			6	1:44.495	<b>22.611</b>	<b>238</b>	<b>39.105</b>	<b>175</b>	42.779	225	
2	3:07.111	1:54.512	147	43.623	142	28.976	259		7	1:32.741	23.771	233	40.232	176	28.738	261	
3	1:32.034	23.087	233	41.275	163	27.672	263		8	<b>1:29.621</b>	22.678	238	39.330	181	27.613	265	
4	1:54.901	23.068	173	48.027	133	43.806			9	<del>1:30.126</del>	<del>22.672</del>	<del>237</del>	<del>39.365</del>	<del>174</del>	<del>28.089</del>	<del>260</del>	
5	<del>3:53.003</del>	<del>2:38.104</del>	<del>212</del>	<del>43.334</del>	<del>152</del>	<del>31.568</del>	<del>260</del>		9	1:56.339	22.785	235	45.763	125	47.791		
5	1:29.731	22.845	237	39.347	173	<b>27.539</b>	263										

<b>44</b>	Ahlin-Kottulinsky, SWE / Bonanomi, ITA								<b>theoretical besttime: 1:29.169</b>								
1	2:49.369	1:23.235	146	51.077	125	35.057	248		7	1:30.544	23.283	234	39.536	163	27.725	260	
2	1:35.070	24.380	231	41.544	148	29.146	255		8	1:30.672	22.864	235	39.525	163	28.283	253	
3	1:32.943	23.562	233	40.535	156	28.846	256		9	1:30.117	23.121	235	39.308	157	27.688	260	
4	1:31.354	23.618	234	39.785	161	27.951	259		10	1:30.580	23.067	235	39.901	167	27.612	260	
5	1:57.543	23.291	193	48.833	131	45.419			11	<b>1:29.376</b>	23.068	234	<b>39.072</b>	<b>166</b>	<b>27.236</b>	<b>261</b>	
6	3:59.246	2:40.476	183	49.371	134	29.399	259		12	1:53.506	<b>22.861</b>	<b>235</b>	47.361	128	43.284		

<b>50</b>	Geipel, DEU / Basseng, DEU								<b>theoretical besttime: 1:28.903</b>								
1	6:06.295	4:35.642	135	55.019	127	35.634	244		5	1:32.162	23.063	234	41.856	165	27.243	262	
2	2:06.407	32.858	98	48.724	150	44.825			6	1:28.917	22.781	235	<b>39.059</b>	<b>177</b>	<b>27.077</b>	<b>263</b>	
3	4:26.447	3:17.533	225	41.180	159	27.734	261		7	<b>1:28.905</b>	<b>22.767</b>	<b>235</b>	39.061	181	27.077	262	
4	<del>1:29.544</del>	<del>22.896</del>	<del>235</del>	<del>39.264</del>	<del>180</del>	<del>27.387</del>	<del>261</del>		8	1:29.019	22.837	235	39.124	180	27.058	260	
4	1:29.294	22.994	<b>235</b>	39.138	178	27.162	261		9	2:05.507	24.579	201	48.294	117	52.634		

<b>55</b>	Schreier, DEU / Maassen, NLD								<b>theoretical besttime: 1:30.078</b>								
1	7:28.204	6:02.047	187	52.485	135	33.672	173		6	<b>1:31.674</b>	22.937	236	<b>39.336</b>	<b>168</b>	29.401	257	
2	2:07.073	28.152	149	54.719	123	44.202			7	<del>1:29.852</del>	<del>22.905</del>	<del>236</del>	<del>39.184</del>	<del>161</del>	<del>27.763</del>	<del>262</del>	
3	3:37.713	2:25.250	205	41.845	151	30.618	257		7	<del>1:29.930</del>	<del>23.074</del>	<del>235</del>	<del>39.157</del>	<del>165</del>	<del>27.702</del>	<del>262</del>	
4	1:35.200	23.109	235	44.174	158	<b>27.917</b>	<b>259</b>		7	1:59.190	<b>22.825</b>	<b>236</b>	46.537	122	49.828		
5	1:40.885	22.959	236	40.370	136	37.556	258										

<b>63</b>	Ineichen, CHE / Engelhart, DEU								<b>theoretical besttime: 1:27.994</b>								
1	6:10.931	4:56.045	218	44.340	147	30.546	256		6	1:28.749	22.689	238	39.127	168	<b>26.933</b>	<b>266</b>	
2	1:34.266	23.675	235	42.017	151	28.574	247		7	<b>1:28.434</b>	22.556	241	<b>38.795</b>	<b>169</b>	27.083	267	
3	2:11.394	29.468	166	53.293	117	48.633			8	1:29.635	<b>22.266</b>	<b>242</b>	38.920	167	28.449	266	
4	2:40.860	1:33.066	219	40.214	163	27.580	265		9	1:28.468	22.558	240	38.812	165	27.098	266	
5	<del>1:29.822</del>	<del>23.336</del>	<del>236</del>	<del>39.262</del>	<del>165</del>	<del>27.224</del>	<del>266</del>		10	2:07.473	22.759	186	53.876	116	50.838		
5	1:28.773	22.585	238	38.926	<b>170</b>	27.262	260										

<b>66</b>	Lindholm, DEU / Gies, DEU								<b>theoretical besttime: 1:29.343</b>								
1	7:17.507	5:49.339	177	51.896	126	36.272	226		5	1:29.743	22.850	237	39.285	164	27.608	263	
2	1:57.610	25.464	219	51.030	108	41.116			6	<b>1:29.461</b>	<b>22.804</b>	<b>237</b>	39.193	174	<b>27.464</b>	<b>263</b>	
3	3:59.401	2:44.424	219	41.992	145	32.985	258		7	1:29.807	22.814	237	<b>39.075</b>	<b>180</b>	27.918	254	
4	1:30.707	23.397	236	39.741	174	27.569	<b>263</b>		8	1:39.303	22.980	236	40.375	136	35.948		

<b>69</b>	Assenheimer, DEU / Schwager, DEU								<b>theoretical besttime: 1:28.263</b>								
1	2:44.477	1:21.029	181	47.192	109	36.256	257		7	<b>1:28.448</b>	22.713	239	<b>38.777</b>	<b>170</b>	<b>26.958</b>	<b>266</b>	
2	1:31.583	23.333	235	40.134	163	28.116	261		8	1:29.263	22.596	240	38.852	167	27.815	265	
3	1:32.363	23.112	237	39.613	148	29.638	263		9	1:28.727	<b>22.528</b>	<b>240</b>	38.927	174	27.272	265	
4	1:29.966	22.715	238	39.251	<b>176</b>	28.000	262		10	1:33.076	22.620	238	38.918	175	31.538		





# ADAC GT Masters

## Sector List Qualifying 1

Provisional



Red Bull Ring, Length: 4326m

Air temperature: 20.02°C

Track temperature: 23.26°C

Weather condition: Dry

Reg. Nr.: CR 15/2016

Saturday, July 23, 2016 9:22:00

Lap	Time	SE1	SP1	SE2	SP2	SE3	SP3	TSP	Lap	Time	SE1	SP1	SE2	SP2	SE3	SP3	TSP
5	1:53.240	22.715	238	44.012	133	46.513			11	2:29.933	1:23.111	234	39.726	174	27.096	266	
6	3:29.831	2:18.760	217	42.636	156	28.435	263		12	1:58.639	22.550	240	44.015	135	52.074		

### 77 Gounon, FRA / Keilwitz, DEU

**theoretical besttime: 1:27.798**

1	1:58.112	37.887	178	48.510	131	31.715	252		7	1:28.198	22.615	238	38.659	175	<b>26.924</b>	<b>266</b>	
2	1:34.924	24.603	233	42.491	164	27.830	263		8	1:27.942	22.505	238	38.477	181	26.960	265	
3	1:29.650	22.989	236	39.460	170	27.201	266		9	<b>1:27.806</b>	<b>22.424</b>	<b>240</b>	<b>38.450</b>	<b>184</b>	26.932	266	
4	1:28.693	22.745	240	38.867	175	27.081	267		10	1:34.916	22.490	238	40.995	133	31.431	266	
5	2:06.549	26.415	142	47.597	138	52.537			11	1:27.998	22.453	239	38.505	181	27.040	267	
6	5:08.398	3:59.938	231	40.038	169	28.422	265		12	1:59.276	22.376	240	44.208	140	52.692		

### 99 Renauer, DEU / Ragginger, AUT

**theoretical besttime: 1:27.938**

1	2:32.750	1:09.169	163	50.445	129	33.136	254		7	1:29.981	23.432	238	39.193	156	27.356	269	
2	1:40.535	24.114	217	46.464	149	29.957	263		8	<b>1:27.938</b>	<b>22.291</b>	<b>242</b>	<b>38.775</b>	<b>166</b>	<b>26.872</b>	<b>267</b>	
3	1:31.244	22.963	238	40.262	161	28.019	265		9	1:32.538	22.490	242	42.789	156	27.259	267	
4	1:28.845	22.455	242	38.929	<b>168</b>	27.461	266		<del>10</del>	<del>1:27.947</del>	<del>22.395</del>	<del>242</del>	<del>38.744</del>	<del>170</del>	<del>26.844</del>	<del>266</del>	
5	1:53.821	22.332	241	45.151	137	46.338			10	1:37.448	22.502	229	46.403	129	28.543	267	
6	4:04.174	2:50.746	228	42.668	145	30.760	265		11	1:39.566	22.450	241	39.336	158	37.780		