

Superprix Zolder 2017

Result of Belcar Endurance Championship - Race Result of Race

14 - 16 July 2017
Zolder - 4000 mtr.

Pos	Nbr	Name / Entrant	Car	Cls	PIC	Gap	Diff	Best Laptime Km/h	Best Lap	Race Time Km/h
1	2	Thiers-Thiers-van Hooydonk Thiers-Thiers-van Hooydonk	Norma M20 FC	2	1	-- 110 laps --		1:34.227 152.82	18	3:01:07.224 145.75
2	333	Houthoofd-Bouillon-Vervisch Houthoofd-Bouillon-Vervisch	Norma M20 FC	2	2	1:20.686	1:20.686	1:34.903 151.73	15	3:02:27.910 144.68
3	8	Stevens-Wauters Stevens-Wauters	Porsche 991	1	1	-- 108 laps --	3:01.267	1:36.873 148.65	70	3:02:09.982 142.28
4	44	Pampel-Rosoux-Battryn Pampel-Rosoux-Battryn	Wolf GB08	2	3	-- 107 laps --	43.919	1:35.616 150.60	5	3:01:09.134 141.75
5	991	Bouvy-Coens-van Dalen Bouvy-Coens-van Dalen	Porsche 991	1	2	43.453	43.453	1:35.493 150.80	69	3:01:52.587 141.19
6	98	Bonnet-Haane-Derdaele Bonnet-Haane-Derdaele	Porsche 991	1	3	-- 106 laps --	1:55.068	1:36.433 149.33	52	3:02:07.740 139.68
7	3	Verheyen-Mattheus-Renmans Verheyen-Mattheus-Renmans	Porsche 991	1	4	-- 105 laps --	2:06.291	1:37.890 147.10	9	3:02:30.472 138.07
8	14	Verhaeren-Redant Verhaeren-Redant	Porsche 991	7	1	-- 104 laps --	1:21.596	1:38.226 146.60	9	3:02:04.305 137.08
9	12	Thienpont-Branckaerts-Sels Thienpont-Branckaerts-Sels	Saker RAPX	3	1	-- 100 laps --	6:13.988	1:42.721 140.19	5	3:01:27.394 132.26
10	4	Huygens-de Wilde Huygens-de Wilde	Porsche 991	1	5	17.300	17.300	1:37.591 147.55	5	3:01:44.694 132.05
11	16	Vannerum-Vannerum-Behets Vannerum-Vannerum-Behets	BMW M235i	3	2	-- 99 laps --	2:10.759	1:45.016 137.12	6	3:02:13.186 130.39
12	981	van Laere-Jilesen-Jilesen van Laere-Jilesen-Jilesen	Porsche Cayman GT4	3	3	-- 98 laps --	1:13.726	1:43.157 139.59	5	3:01:36.450 129.51
13	21	Wijtzes-Vanbellingen Wijtzes-Vanbellingen	BMW M3 GTR	4	1	-- 97 laps --	2:51.445	1:41.826 141.42	24	3:02:39.051 127.45
14	245	van Samang-Beckers-Van Samang van Samang-Beckers-Van Samang	BMW M235i	3	4	-- 95 laps --	8:10.958	1:46.284 135.49	7	3:01:12.034 125.82
15	238	Lievens-Lievens-Baelus Lievens-Lievens-Baelus	BMW M235i	3	5	1:16.281	1:16.281	1:48.298 132.97	27	3:02:28.315 124.95
16	300	Van De Water-Deckers-Beyers Van De Water-Deckers-Beyers	BMW Z3 M	4	2	-- 94 laps --	1:33.702	1:48.119 133.19	80	3:02:11.561 123.82
17	154	Gillon-De Breucker Gillon-De Breucker	BMW M235i	3	6	2.276	2.276	1:45.476 136.52	5	3:02:13.837 123.79
18	123	Roskam-van de Velde-de Mul Roskam-van de Velde-de Mul	Saker RAPX	3	7	-- 92 laps --	4:16.582	1:46.897 134.71	64	3:02:50.208 120.76
19	50	Raymakers-Convents-Dupont Raymakers-Convents-Dupont	BMW Clubsport	5	1	-- 91 laps --	36.453	1:54.472 125.79	56	3:01:37.952 120.24
20	57	Janssens-Liljeström-Uylenbroeck Janssens-Liljeström-Uylenbroeck	BMW 325i	5	2	1:07.113	1:07.113	1:55.647 124.52	3	3:02:45.065 119.50
21	70	Bozo-Lammens-Lammens Bozo-Lammens-Lammens	BMW E90 325i	5	3	-- 90 laps --	26.727	1:54.785 125.45	12	3:01:13.404 119.18
22	257	Redant-Redant Redant-Redant	BMW 325	7	2	1:52.817	1:52.817	1:56.782 123.31	37	3:03:06.221 117.96



Fastest time : 1:34.227 in lap 18 by nbr. 2: Thiers-Thiers-van Hooydonk(Hans Thiers) (Norma M20 FC)

Publication-time

Results: raceresults.nu

Timekeeping by : RSTime by Timeservice.nl

Time Printed 16-07-2017 - 18:51

Race Director Pascal Vanhullebusch	Steward	Timekeeper  Floortje Snoek	
Page 1 of 2			

Superprix Zolder 2017

Result of Belcar Endurance Championship - Race
Result of Race

14 - 16 July 2017
Zolder - 4000 mtr.

Pos	Nbr	Name / Entrant	Car	Cls	PIC	Gap	Diff	Best Laptime Km/h	Best Lap	Race Time Km/h
23	27	Pampel-Pampel Pampel-Pampel	BMW M3	4	3	-- 88 laps --	45.632	1:45.002 137.14	5	2:59:51.760 117.42
24	65	Carlier-Carlier-Vaessen-Bruneel Carlier-Carlier-Vaessen-Bruneel	BMW E36 M3	4	4	-- 84 laps --	9:42.557	1:56.793 123.30	3	3:00:06.224 111.93
25	1	de Cock-Joos en-Piessens-Dejonghe de Cock-Joos en-Piessens-Dejonghe	Norma M20 FC	2	4	-- 66 laps --		1:34.538 152.32	23	1:50:39.073 143.15
26	11	Corten-Longin-Beliën Corten-Longin-Beliën	Wolf GB08	2	5	-- 56 laps --	8:59.144	1:34.804 151.89	9	1:42:00.512 131.75
Not Classified Classification limit (50% of 110 Laps) = 56 Laps										
DNC	9	Boonen-Van Woensel-Hermans Boonen-Van Woensel-Hermans	Ford Mustang	1		-- 42 laps --		1:46.144 135.66	30	2:26:46.845 68.67
DNC	69	Hertsens-Terium-Hermans Hertsens-Terium-Hermans	BMW E90 325i	5		-- 41 laps --		1:54.508 125.76	16	1:26:35.074 113.64
DNC	15	Verhoeven-Verhoeven Verhoeven-Verhoeven	BMW M3 GTR	3		-- 39 laps --		1:42.606 140.34	8	1:15:37.403 123.77

Car #57: 21 sec time penalty. Pit stop too short



Fastest time : 1:34.227 in lap 18 by nbr. 2: Thiers-Thiers-van Hooydonk(Hans Thiers) (Norma M20 FC)

Publication-time

Results: raceresults.nu

Timekeeping by : RSTime by Timeservice.nl

Time Printed 16-07-2017 - 18:51

Race Director Pascal Vanhullebusch	Steward	Timekeeper  Floortje Snoek	
Page 2 of 2			