

Paul Ricard
TCR Europe
Qualifying - 1
Provisional Results



Cls	Nº	Driver	Nat	Team	Nat	Vehicle	Laps	Best	Time	Gap	Interval	Km/h
1	7	Igor Stefanovski	MKD	Stefanovski Racing Team	MKD	Hyundai i30 N TCR	8	6	2:14.034			156.9
2	25	Mikel Azcona	ESP	PCR Sport	ESP	Cupra TCR	7	6	2:14.053	0.019	0.019	156.8
3	999	Dániel Nagy	HUN	M1RA	HUN	Hyundai i30 N TCR	8	6	2:14.123	0.089	0.070	156.8
4	69	Jean-Karl Vernay	FRA	Leopard Lukoil Team	FRA	Audi RS3 LMS TCR	7	6	2:14.589	0.555	0.466	156.2
5	99	Josh Files	GBR	Hell Energy Racing with KCMG	GBR	Honda Civic Type R FK7 TCR	8	3	2:14.619	0.585	0.030	156.2
6	62	Dušan Borković	SRB	Target Competition	SRB	Hyundai i30 N TCR	7	6	2:14.746	0.712	0.127	156.0
7	26	Francisco Mora	POR	M1RA	POR	Hyundai i30 N TCR	7	3	2:14.762	0.728	0.016	156.0
8	8	Reece Barr	IRE	Target Competition	IRE	Hyundai i30 N TCR	7	6	2:14.863	0.829	0.101	155.9
9	34	Stian Paulsen	NOR	Stian Paulsen Racing	NOR	Cupra TCR	4	4	2:14.980	0.946	0.117	155.8
10	94	Kris Richard	SUI	Target Competition	SUI	Hyundai i30 N TCR	7	6	2:15.175	1.141	0.195	155.5
11	11	Jens Reno Møller	DEN	Reno Racing	DEN	Honda Civic Type R FK7 TCR	6	4	2:15.179	1.145	0.004	155.5
12	16	Nicola Baldan	ITA	Pit Lane Competizioni	ITA	Hyundai i30 N TCR	7	3	2:15.486	1.452	0.307	155.2
13	14	Loris Cencetti	LUX	Autodis Racing by Piro Sports	LUX	Hyundai i30 N TCR	7	4	2:15.652	1.618	0.166	155.0
14	88	Maxime Potty	BEL	Comtoy Racing	BEL	Volkswagen Golf GTI TCR	8	7	2:15.907	1.873	0.255	154.7
15	38	Danny Kroes	NED	PCR Sport	NED	Cupra TCR	7	6	2:15.960	1.926	0.053	154.6
16	23	Francisco Abreu	POR	Sports & You	POR	Peugeot 308 TCR	9	5	2:16.387	2.353	0.427	154.2
17	9	Attila Tassi	HUN	Hell Energy Racing with KCMG	HUN	Honda Civic Type R FK7 TCR	9	6	2:16.411	2.377	0.024	154.1
18	20	Márk Jedlőczy	HUN	JLG Sport	HUN	Cupra TCR	8	7	2:16.851	2.817	0.440	153.6
19	13	Cedric Piro	GER	Autodis Racing by Piro Sports	GER	Honda Civic Type R FK7 TCR	7	4	2:17.446	3.412	0.595	153.0
20	63	Giovanni Altoè	ITA	Pit Lane Competizioni	ITA	Audi RS3 LMS TCR	9	4	2:17.460	3.426	0.014	152.9
21	66	Andrea Larini	ITA	Pit Lane Competizioni	ITA	Cupra TCR	8	7	2:17.780	3.746	0.320	152.6
22	71	Enrico Bettera	ITA	Pit Lane Competizioni	ITA	Audi RS3 LMS TCR	8	8	2:17.851	3.817	0.071	152.5
23	24	Gustavo Moura	POR	Speedy Motorsport	POR	Audi RS3 LMS TCR	8	7	2:18.366	4.332	0.515	151.9
24	10	Viktor Davidovsky	MKD	PSS Racing Team	MKD	Honda Civic Type R FK7 TCR	8	4	2:18.543	4.509	0.177	151.8
25	42	Stefano Comini	SUI	Race Republic	SUI	Subaru WRX STI TCR	7	7	2:18.582	4.548	0.039	151.7

CAR 9 TIME 2:14:568 DISALLOWED TRACK LIMITS
 CAR 24 TIME 2:20:407 DISALLOWED TRACK LIMITS
 CAR 25 TIME 2:15:227 DISALLOWED TRACK LIMITS
 CAR 38 TIME 2:17:176 DISALLOWED TRACK LIMITS
 CAR 71 TIME 2:20:931 DISALLOWED TRACK LIMITS
 CAR 94 TIME 2:16:349 DISALLOWED TRACK LIMITS

Published at:.....

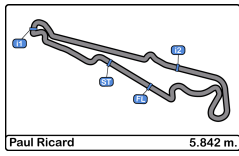
Track **23.9 °C** Air Temp: **18.1 °C** Humidity: **66 %** Track Status: **DRY**

Stewards:

Race Director:

Timekeeper:





Paul Ricard
TCR Europe
Qualifying - 1
Lap Analysis



7

Igor Stefanovski

Hyundai i30 N TCR

8

Reece Barr

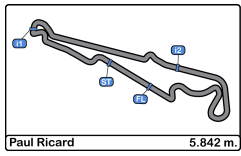
Hyundai i30 N TCR

Stefanovski Racing Team

Target Competition

Lap	D	Time	Sector 1	Sector 2	Sector 3	T. Snd	Elapsed	Lap	D	Time	Sector 1	Sector 2	Sector 3	T. Snd	Elapsed
1		10:01:36.719	9:59:43.129	49.747	1:03.843	104.6	10:01:36.719	1		10:03:01.136 P	9:59:22.239	49.230	2:49.667	111.2	10:03:01.136
2		2:16.520	38.194	40.798	57.528	224.0	10:03:53.239	2		2:34.576	53.821	41.811	58.944	127.8	10:05:35.712
3		2:15.997	37.002	41.059	57.936	223.6	10:06:09.236	3		2:15.877	37.096	41.142	57.639	220.8	10:07:51.589
4		2:26.721 P	37.146	42.723	1:06.852	224.0	10:08:35.957	4		3:23.651 P	36.925	41.114	2:05.612	221.7	10:11:15.240
5		4:28.678	2:44.842	44.037	59.799	124.2	10:13:04.635	5		2:39.413	58.464	42.182	58.767	111.4	10:13:54.653
6		2:14.034	36.473	40.704	56.857	222.6	10:15:18.669	6		2:14.863	36.682	40.881	57.300	222.6	10:16:09.516
7		2:23.030	36.629	40.962	1:05.439	224.0	10:17:41.699	7		2:15.312	36.735	41.080	57.497	223.1	10:18:24.828
8		2:44.980 P	40.920	47.133	1:16.927	187.8	10:20:26.679	8			39.319	47.306		217.7	





Paul Ricard
TCR Europe
Qualifying - 1
Lap Analysis



9

Attila Tassi

Honda Civic Type R FK7 TCR
Hell Energy Racing with KCMG

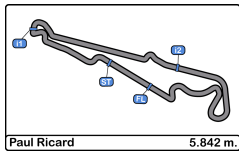
10

Viktor Davidovsky

Honda Civic Type R FK7 TCR
PSS Racing Team

Lap	D	Time	Sector 1	Sector 2	Sector 3	T. Snd	Elapsed	Lap	D	Time	Sector 1	Sector 2	Sector 3	T. Snd	Elapsed
1		10:00:43.570 P	9:58:52.956	42.298	1:08.316	113.0	10:00:43.570	1		10:00:47.592	9:59:02.312	44.386	1:00.894	118.2	10:00:47.592
2		4:32.541	2:46.677	46.055	59.809	96.8	10:05:16.111	2		2:44.302	38.274	44.856	1:21.172	219.0	10:03:31.894
3		2:18.292	36.829	42.490	58.973	221.3	10:07:34.403	3		2:19.970	38.254	43.055	58.661	222.2	10:05:51.864
4		2:14.568	36.815	40.757	56.996	222.2	10:09:48.971	4		2:18.543	37.480	41.837	59.226	224.5	10:08:10.407
5		2:17.698	37.043	41.086	59.569	222.2	10:12:06.669	5		2:20.115	38.069	41.428	1:00.618	220.8	10:10:30.522
6		2:16.411	36.880	41.343	58.188	221.3	10:14:23.080	6		2:18.790	37.699	41.895	59.196	222.2	10:12:49.312
7		2:16.577	37.049	41.224	58.304	222.2	10:16:39.657	7		2:18.867	37.872	41.887	59.108	221.3	10:15:08.179
8		2:16.454	36.919	41.297	58.238	222.2	10:18:56.111	8		2:21.858	37.768	41.929	1:02.161	221.3	10:17:30.037
9		2:49.245 P	42.790	46.325	1:20.130	164.8	10:21:45.356	9			46.306	52.957		175.3	





Paul Ricard
TCR Europe
Qualifying - 1
Lap Analysis



11

Jens Reno Møller

Honda Civic Type R FK7 TCR

13

Cedric Piro

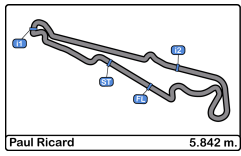
Honda Civic Type R FK7 TCR

Reno Racing

Autodis Racing by Piro Sports

Lap	D	Time	Sector 1	Sector 2	Sector 3	T. Snd	Elapsed	Lap	D	Time	Sector 1	Sector 2	Sector 3	T. Snd	Elapsed
1		10:01:59.058 P	9:59:00.812	44.243	2:14.003	112.9	10:01:59.058	1		10:01:46.598 P	9:59:40.814	47.350	1:18.434	117.3	10:01:46.598
2		2:42.438	58.632	44.481	59.325	124.4	10:04:41.496	2		4:07.277	2:23.153	45.252	58.872	129.6	10:05:53.875
3		2:15.732	37.330	41.008	57.394	219.0	10:06:57.228	3		2:17.973	37.418	41.860	58.695	219.9	10:08:11.848
4		2:15.179	36.928	41.109	57.142	219.9	10:09:12.407	4		2:17.446	38.039	41.434	57.973	219.9	10:10:29.294
5		6:07.613 P	38.639	44.810	4:44.164	220.8	10:15:20.020	5		2:17.663	37.261	41.959	58.443	219.5	10:12:46.957
6		2:39.297	59.362	41.949	57.986	132.1	10:17:59.317	6		2:26.702 P	37.803	41.994	1:06.905	218.6	10:15:13.659
7			36.943	41.186		220.8		7		4:41.207	3:00.850	42.222	58.135	127.9	10:19:54.866
								8			40.328	43.739		198.8	





Paul Ricard
TCR Europe
Qualifying - 1
Lap Analysis



14

Loris Cencetti

Hyundai i30 N TCR

16

Nicola Baldan

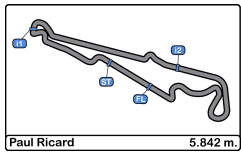
Hyundai i30 N TCR

Autodis Racing by Piro Sports

Pit Lane Competizioni

Lap	D	Time	Sector 1	Sector 2	Sector 3	T. Snd	Elapsed	Lap	D	Time	Sector 1	Sector 2	Sector 3	T. Snd	Elapsed
1		10:01:35.257	9:59:35.336	49.464	1:10.457	110.0	10:01:35.257	1		10:03:09.179 P	9:59:12.589	52.166	3:04.424	101.1	10:03:09.179
2		2:35.350 P	41.446	44.024	1:09.880	199.2	10:04:10.607	2		2:35.163	56.201	41.224	57.738	130.5	10:05:44.342
3		4:38.203	2:54.689	43.093	1:00.421	131.3	10:08:48.810	3		<u>2:15.486</u>	36.738	41.083	57.665	222.6	10:07:59.828
4		<u>2:15.652</u>	<u>37.039</u>	<u>41.284</u>	<u>57.329</u>	220.4	10:11:04.462	4		2:15.647	36.966	41.054	<u>57.627</u>	223.1	10:10:15.475
5		2:24.620 P	37.453	41.401	1:05.766	221.3	10:13:29.082	5		3:33.771 P	41.419	40.977	2:11.375	171.4	10:13:49.246
6		5:17.153	3:26.915	43.650	1:06.588	130.5	10:18:46.235	6		2:37.979	55.188	43.941	58.850	127.6	10:16:27.225
7		2:55.530 P	48.110	48.076	1:19.344	148.9	10:21:41.765	7		2:15.876	<u>36.570</u>	<u>40.828</u>	58.478	224.5	10:18:43.101
								8			47.838	43.816		164.6	





Paul Ricard
TCR Europe
Qualifying - 1
Lap Analysis



20

Márk Jedlőczy

Cupra TCR **23**

Francisco Abreu

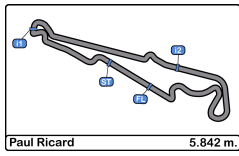
Peugeot 308 TCR

JLG Sport

Sports & You

Lap	D	Time	Sector 1	Sector 2	Sector 3	T. Snd	Elapsed	Lap	D	Time	Sector 1	Sector 2	Sector 3	T. Snd	Elapsed
1		10:01:14.469	9:59:16.078	51.571	1:06.820	101.6	10:01:14.469	1		10:01:16.760	9:59:23.006	49.219	1:04.535	90.3	10:01:16.760
2		2:18.465	38.334	41.696	58.435	223.6	10:03:32.934	2		2:17.456	38.179	41.544	57.733	222.6	10:03:34.216
3		2:17.802	38.195	41.478	58.129	225.9	10:05:50.736	3		2:26.020 P	37.945	41.688	1:06.387	224.5	10:06:00.236
4		2:34.399 P	39.505	45.741	1:09.153	218.6	10:08:25.135	4		3:45.860	2:03.804	43.948	58.108	118.0	10:09:46.096
5		5:00.920	3:18.308	43.190	59.422	126.7	10:13:26.055	5		2:16.387	37.376	41.281	57.730	221.3	10:12:02.483
6		2:22.910	37.588	40.869	1:04.453	224.5	10:15:48.965	6		2:17.126	37.706	41.456	57.964	222.2	10:14:19.609
7		2:16.851	37.393	41.126	58.332	225.9	10:18:05.816	7		2:17.088	37.636	41.667	57.785	225.4	10:16:36.697
8		3:02.013 P	49.371	52.232	1:20.410	149.5	10:21:07.829	8		2:20.028	37.279	41.417	1:01.332	223.6	10:18:56.725
								9		2:50.673 P	43.660	45.296	1:21.717	160.2	10:21:47.398





Paul Ricard
TCR Europe
Qualifying - 1
Lap Analysis



24

Gustavo Moura

Audi RS3 LMS TCR 25

Mikel Azcona

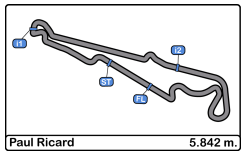
Cupra TCR

Speedy Motorsport

PCR Sport

Lap	D	Time	Sector 1	Sector 2	Sector 3	T. Snd	Elapsed	Lap	D	Time	Sector 1	Sector 2	Sector 3	T. Snd	Elapsed
1		10:01:18.052	9:59:27.209	46.973	1:03.870	108.4	10:01:18.052	1		10:01:31.561	9:59:33.612	44.886	1:13.063	121.2	10:01:31.561
2		2:19.943	39.025	42.013	58.905	222.2	10:03:37.995	2		2:15.343	37.339	41.020	56.984	222.2	10:03:46.904
3		2:20.407	39.266	41.549	59.592	220.8	10:05:58.402	3		2:15.227	37.144	41.048	57.035	224.0	10:06:02.131
4		2:18.721	38.144	41.629	58.948	223.6	10:08:17.123	4		5:09.006 P	38.165	42.366	3:48.475	225.0	10:11:11.137
5		3:47.916 P	38.043	42.066	2:27.807	225.4	10:12:05.039	5		2:36.272	56.548	42.138	57.586	130.9	10:13:47.409
6		2:35.125	54.733	41.479	58.913	124.7	10:14:40.164	6		2:14.053	36.448	40.739	56.866	224.0	10:16:01.462
7		2:18.366	38.218	41.680	58.468	222.6	10:16:58.530	7		2:14.232	36.671	40.738	56.823	223.1	10:18:15.694
8		2:19.083	38.103	41.853	59.127	224.0	10:19:17.613	8			44.209	48.610		166.4	
9			47.943	51.401		165.3									





Paul Ricard
TCR Europe
Qualifying - 1
Lap Analysis



26

Francisco Mora

Hyundai i30 N TCR

34

Stian Paulsen

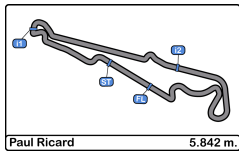
Cupra TCR

M1RA

Stian Paulsen Racing

Lap	D	Time	Sector 1	Sector 2	Sector 3	T. Snd	Elapsed	Lap	D	Time	Sector 1	Sector 2	Sector 3	T. Snd	Elapsed
1		10:00:48.469	P 9:58:53.773	44.978	1:09.718	113.2	10:00:48.469	1		10:01:52.407	9:59:58.837	51.126	1:02.444	101.7	10:01:52.407
2		4:12.069	2:30.459	43.116	58.494	131.8	10:05:00.538	2		4:32.983	P 39.518	42.337	3:11.128	214.7	10:06:25.390
3		2:14.762	36.889	40.903	56.970	222.6	10:07:15.300	3		2:33.132	53.973	41.504	57.655	132.0	10:08:58.522
4		2:24.039	P 36.974	41.188	1:05.877	224.0	10:09:39.339	4		2:14.980	36.920	40.640	57.420	223.6	10:11:13.502
5		4:29.878	2:48.809	42.416	58.653	127.6	10:14:09.217	5			37.048	41.053		223.1	
6		2:15.322	36.779	40.872	57.671	223.1	10:16:24.539								
7		2:25.327	P 37.075	40.991	1:07.261	224.0	10:18:49.866								





Paul Ricard
TCR Europe
Qualifying - 1
Lap Analysis



38

Danny Kroes

Cupra TCR 42

Stefano Comini

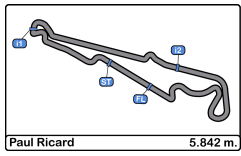
Subaru WRX STI TCR

PCR Sport

Race Republic

Lap	D	Time	Sector 1	Sector 2	Sector 3	T. Snd	Elapsed	Lap	D	Time	Sector 1	Sector 2	Sector 3	T. Snd	Elapsed
1		10:01:33.263	9:59:35.833	44.451	1:12.979	123.9	10:01:33.263	1		10:01:18.885	9:59:24.983	51.645	1:02.257	104.5	10:01:18.885
2		2:17.176	37.838	41.548	57.790	222.6	10:03:50.439	2		2:19.393	38.473	42.252	58.668	222.2	10:03:38.278
3		2:17.132	37.499	41.365	58.268	222.6	10:06:07.571	3		2:19.028	38.336	41.916	58.776	219.9	10:05:57.306
4		5:04.893 P	38.287	44.391	3:42.215	223.1	10:11:12.464	4		2:19.300	37.984	41.944	59.372	222.6	10:08:16.606
5		2:37.857	59.327	41.371	57.159	121.6	10:13:50.321	5		5:58.772 P	38.062	39.534	4:41.176	220.8	10:14:15.378
6		2:15.960	36.833	41.337	57.790	223.6	10:16:06.281	6		2:45.331	1:01.677	44.324	59.330	122.7	10:17:00.709
7		2:16.110	36.858	41.263	57.989	223.1	10:18:22.391	7		2:18.582	37.801	41.695	59.086	220.8	10:19:19.291
8			40.044	47.763		198.5		8			39.102	42.266		216.0	





Paul Ricard
TCR Europe
Qualifying - 1
Lap Analysis



62

Dušan Borković

Hyundai i30 N TCR

63

Giovanni Altoè

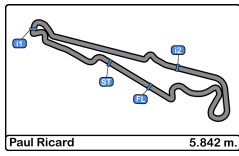
Audi RS3 LMS TCR

Target Competition

Pit Lane Competizioni

Lap	D	Time	Sector 1	Sector 2	Sector 3	T. Snd	Elapsed	Lap	D	Time	Sector 1	Sector 2	Sector 3	T. Snd	Elapsed
1		10:03:29.183 P	9:59:34.644	48.819	3:05.720	101.9	10:03:29.183	1		10:01:07.746	9:59:14.359	51.235	1:02.152	107.7	10:01:07.746
2		2:47.687	1:04.495	43.190	1:00.002	90.2	10:06:16.870	2		2:17.988	38.153	41.640	58.195	218.1	10:03:25.734
3		2:15.090	36.625	41.002	57.463	223.6	10:08:31.960	3		2:20.343	40.374	41.658	58.311	219.0	10:05:46.077
4		2:14.849	36.743	40.900	57.206	223.1	10:10:46.809	4		2:17.460	37.818	41.493	58.149	218.6	10:08:03.537
5		2:32.299	41.642	48.140	1:02.517	194.2	10:13:19.108	5		2:33.437 P	38.337	41.589	1:13.511	201.8	10:10:36.974
6		2:14.746	36.586	40.942	57.218	223.1	10:15:33.854	6		3:42.293	2:00.273	42.461	59.559	129.1	10:14:19.267
7		2:14.805	36.674	41.035	57.096	224.0	10:17:48.659	7		2:22.360	38.570	41.898	1:01.892	220.4	10:16:41.627
8		38.543	51.316			225.0		8		2:18.008	37.874	41.667	58.467	220.4	10:18:59.635
								9		3:15.040 P	45.425	48.867	1:40.748	167.1	10:22:14.675





Paul Ricard
TCR Europe
Qualifying - 1
Lap Analysis



66

Andrea Larini

Cupra TCR **69**

Jean-Karl Vernay

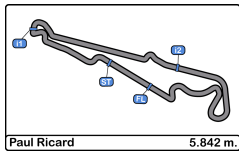
Audi RS3 LMS TCR

Pit Lane Competizioni

Leopard Lukoil Team

Lap	D	Time	Sector 1	Sector 2	Sector 3	T. Snd	Elapsed	Lap	D	Time	Sector 1	Sector 2	Sector 3	T. Snd	Elapsed
1		10:01:08.671	9:59:15.159	50.651	1:02.861	112.5	10:01:08.671	1		10:01:26.991	9:59:32.349	43.692	1:10.950	111.5	10:01:26.991
2		2:22.049	39.501	42.088	1:00.460	214.2	10:03:30.720	2		2:15.956	37.290	41.278	57.388	223.6	10:03:42.947
3		2:18.555	38.130	41.709	58.716	219.9	10:05:49.275	3		2:15.783	37.049	41.151	57.583	224.5	10:05:58.730
4		2:32.573 P	37.535	41.537	1:13.501	221.3	10:08:21.848	4		2:29.033 P	39.558	42.441	1:07.034	213.4	10:08:27.763
5		4:33.820	2:51.079	43.053	59.688	136.5	10:12:55.668	5		4:27.073	2:44.144	42.930	59.999	111.1	10:12:54.836
6		2:24.270	37.298	41.933	1:05.039	220.8	10:15:19.938	6		2:14.589	36.660	40.928	57.001	225.0	10:15:09.425
7		2:17.780	37.463	41.714	58.603	220.8	10:17:37.718	7		2:43.557 P	36.809	46.020	1:20.728	225.9	10:17:52.982
8		2:44.503 P	38.665	46.984	1:18.854	219.0	10:20:22.221								





Paul Ricard
TCR Europe
Qualifying - 1
Lap Analysis



71

Enrico Bettera

Audi RS3 LMS TCR **88**

Maxime Potty

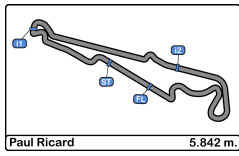
Volkswagen Golf GTI TCR

Pit Lane Competizioni

Comtoy Racing

Lap	D	Time	Sector 1	Sector 2	Sector 3	T. Snd	Elapsed	Lap	D	Time	Sector 1	Sector 2	Sector 3	T. Snd	Elapsed
1		10:01:08.799	9:59:16.810	51.291	1:00.698	114.5	10:01:08.799	1		10:01:12.946	9:59:17.661	51.343	1:03.942	113.4	10:01:12.946
2		2:18.019	38.384	41.286	58.349	221.7	10:03:26.818	2		2:17.277	37.959	41.493	57.825	220.4	10:03:30.223
3		2:20.931	39.917	41.882	59.132	224.0	10:05:47.749	3		2:16.853	37.593	41.432	57.828	220.4	10:05:47.076
4		3:47.815 P	37.481	41.856	2:28.478	227.8	10:09:35.564	4		2:16.658	37.464	41.335	57.859	222.6	10:08:03.734
5		2:37.979	56.366	43.341	58.272	132.5	10:12:13.543	5		2:24.227 P	37.173	41.445	1:05.609	221.7	10:10:27.961
6		2:18.673	37.574	41.435	59.664	224.5	10:14:32.216	6		5:17.499	3:32.407	45.865	59.227	122.7	10:15:45.460
7		2:18.338	37.890	41.504	58.944	224.0	10:16:50.554	7		2:15.907	36.989	41.496	57.422	222.2	10:18:01.367
8		2:17.851	37.564	41.570	58.717	224.5	10:19:08.405	8		2:33.790 P	37.066	41.365	1:15.359	222.6	10:20:35.157
9			48.686	53.386		190.1									





Paul Ricard
TCR Europe
Qualifying - 1
Lap Analysis



94

Kris Richard

Hyundai i30 N TCR 99

Josh Files

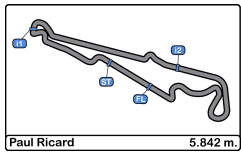
Honda Civic Type R FK7 TCR

Target Competition

Hell Energy Racing with KCMG

Lap	D	Time	Sector 1	Sector 2	Sector 3	T. Snd	Elapsed	Lap	D	Time	Sector 1	Sector 2	Sector 3	T. Snd	Elapsed
1		10:03:17.144 P	9:59:25.506	50.053	3:01.585	88.3	10:03:17.144	1		10:00:41.931 P	9:58:49.379	43.155	1:09.397	123.7	10:00:41.931
2		2:38.543	57.211	43.011	58.321	129.6	10:05:55.687	2		4:32.891	2:47.426	45.702	59.763	97.2	10:05:14.822
3		2:16.349	37.799	41.081	57.469	223.6	10:08:12.036	3		2:14.619	36.816	40.760	57.043	220.8	10:07:29.441
4		2:15.609	37.333	41.207	57.069	223.6	10:10:27.645	4		2:26.282 P	36.739	40.850	1:08.693	221.3	10:09:55.723
5		2:34.062	37.272	51.448	1:05.342	222.2	10:13:01.707	5		4:52.027	2:54.130	48.693	1:09.204	95.0	10:14:47.750
6		2:15.175	37.003	40.931	57.241	223.1	10:15:16.882	6		2:24.123	36.247	40.809	1:07.067	221.7	10:17:11.873
7		2:21.360	37.182	41.109	1:03.069	223.1	10:17:38.242	7		2:14.690	36.502	41.056	57.132	221.7	10:19:26.563
8		38.626	47.505			225.4		8		2:53.971 P	41.580	44.901	1:27.490	173.9	10:22:20.534





Paul Ricard
TCR Europe
Qualifying - 1
Lap Analysis



999

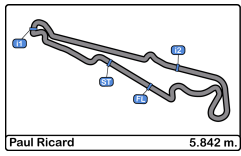
Dániel Nagy

Hyundai i30 N TCR

M1RA

Lap	D	Time	Sector 1	Sector 2	Sector 3	T. Snd	Elapsed
1		10:00:50.870 P	9:58:56.981	45.561	1:08.328	102.3	10:00:50.870
2		4:07.858	2:26.273	43.364	58.221	128.4	10:04:58.728
3		2:14.712	36.668	41.107	56.937	221.7	10:07:13.440
4		2:29.088 P	37.987	44.193	1:06.908	221.3	10:09:42.528
5		4:21.636	2:34.290	45.949	1:01.397	127.8	10:14:04.164
6		2:14.123	36.578	40.916	56.629	221.7	10:16:18.287
7		2:15.890	36.424	40.835	58.631	223.6	10:18:34.177
8		2:45.969 P	37.801	41.421	1:26.747	221.3	10:21:20.146



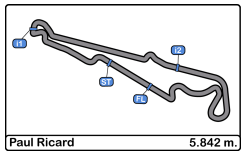


Paul Ricard
TCR Europe
Qualifying - 1
Best Sectors Results



Sector - 1			Sector - 2			Sector - 3			Ideal Lap vs Best Lap						
Clas	Nº	Driver	Time	Nº	Driver	Time	Nº	Driver	Time	Clas	Nº	Driver	Ideal Lap	Best Lap	Clas
1	99	Josh Files	36.247	42	Stefano Comini	39.534	999	Dániel Nagy	56.629	1	999	Dániel Nagy	2:13.888	2:14.123	3
2	99	Dániel Nagy	36.424	34	Stian Paulsen	40.640	25	Mikel Azcona	56.823	2	25	Mikel Azcona	2:14.009	2:14.053	2
3	25	Mikel Azcona	36.448	7	Igor Stefanovski	40.704	7	Igor Stefanovski	56.857	3	7	Igor Stefanovski	2:14.034	2:14.034	1
4	7	Igor Stefanovski	36.473	25	Mikel Azcona	40.738	26	Francisco Mora	56.970	4	99	Josh Files	2:14.050	2:14.619	5
5	16	Nicola Baldan	36.570	9	Attila Tassi	40.757	9	Attila Tassi	56.996	5	9	Attila Tassi	2:14.568	2:16.411	17
6	62	Dušan Borković	36.586	99	Josh Files	40.760	69	Jean-Karl Vernay	57.001	6	62	Dušan Borković	2:14.582	2:14.746	6
7	69	Jean-Karl Vernay	36.660	16	Nicola Baldan	40.828	99	Josh Files	57.043	7	69	Jean-Karl Vernay	2:14.589	2:14.589	4
8	8	Reece Barr	36.682	999	Dániel Nagy	40.835	94	Kris Richard	57.069	8	26	Francisco Mora	2:14.621	2:14.762	7
9	26	Francisco Mora	36.779	20	Márk Jedlőczy	40.869	62	Dušan Borković	57.096	9	8	Reece Barr	2:14.863	2:14.863	8
10	9	Attila Tassi	36.815	26	Francisco Mora	40.872	11	Jens Reno Møller	57.142	10	34	Stian Paulsen	2:14.980	2:14.980	9
11	38	Danny Kroes	36.833	8	Reece Barr	40.881	38	Danny Kroes	57.159	11	94	Kris Richard	2:15.003	2:15.175	10
12	34	Stian Paulsen	36.920	62	Dušan Borković	40.900	8	Reece Barr	57.300	12	16	Nicola Baldan	2:15.025	2:15.486	12
13	11	Jens Reno Møller	36.928	69	Jean-Karl Vernay	40.928	14	Loris Cencetti	57.329	13	11	Jens Reno Møller	2:15.078	2:15.179	11
14	88	Maxime Potty	36.989	94	Kris Richard	40.931	34	Stian Paulsen	57.420	14	38	Danny Kroes	2:15.255	2:15.960	15
15	94	Kris Richard	37.003	11	Jens Reno Møller	41.008	88	Maxime Potty	57.422	15	14	Loris Cencetti	2:15.652	2:15.652	13
16	14	Loris Cencetti	37.039	38	Danny Kroes	41.263	16	Nicola Baldan	57.627	16	88	Maxime Potty	2:15.746	2:15.907	14
17	13	Cedric Piro	37.261	23	Francisco Abreu	41.281	23	Francisco Abreu	57.730	17	42	Stefano Comini	2:16.003	2:18.582	25
18	23	Francisco Abreu	37.279	14	Loris Cencetti	41.284	13	Cedric Piro	57.973	18	23	Francisco Abreu	2:16.290	2:16.387	16
19	66	Andrea Larini	37.298	71	Enrico Bettera	41.286	20	Márk Jedlőczy	58.129	19	20	Márk Jedlőczy	2:16.391	2:16.851	18
20	20	Márk Jedlőczy	37.393	88	Maxime Potty	41.335	63	Giovanni Altoè	58.149	20	13	Cedric Piro	2:16.668	2:17.446	19
21	10	Viktor Davidovsky	37.480	10	Viktor Davidovsky	41.428	71	Enrico Bettera	58.272	21	71	Enrico Bettera	2:17.039	2:17.851	22
22	71	Enrico Bettera	37.481	13	Cedric Piro	41.434	24	Gustavo Moura	58.468	22	66	Andrea Larini	2:17.438	2:17.780	21
23	42	Stefano Comini	37.801	24	Gustavo Moura	41.479	66	Andrea Larini	58.603	23	63	Giovanni Altoè	2:17.460	2:17.460	20
24	63	Giovanni Altoè	37.818	63	Giovanni Altoè	41.493	10	Viktor Davidovsky	58.661	24	10	Viktor Davidovsky	2:17.569	2:18.543	24
25	24	Gustavo Moura	38.043	66	Andrea Larini	41.537	42	Stefano Comini	58.668	25	24	Gustavo Moura	2:17.990	2:18.366	23



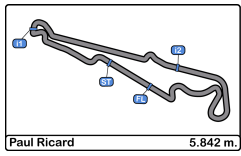


Paul Ricard
TCR Europe
Qualifying - 1
Best 5 Lap Times



Cls	N°	Driver	Nat	Team	Nat	Vehicle	Best 1		Best 2		Best 3		Best 4		Best 5	
							Time	Lap	Time	Lap	Time	Lap	Time	Lap	Time	Lap
1	7	Igor Stefanovski	MKD	Stefanovski Racing Team	MKD	Hyundai i30 N TCR	2:14.034	6	2:15.997	3	2:16.520	2	2:23.030	7	2:26.721	4
2	25	Mikel Azcona	ESP	PCR Sport	ESP	Cupra TCR	2:14.053	6	2:14.232	7	2:15.343	2	2:36.272	5	5:09.006	4
3	999	Dániel Nagy	HUN	M1RA	HUN	Hyundai i30 N TCR	2:14.123	6	2:14.712	3	2:15.890	7	2:29.088	4	2:45.969	8
4	69	Jean-Karl Vernay	FRA	Leopard Lukoil Team	FRA	Audi RS3 LMS TCR	2:14.589	6	2:15.783	3	2:15.956	2	2:29.033	4	2:43.557	7
5	99	Josh Files	GBR	Hell Energy Racing with KCMG	GBR	Honda Civic Type R FK7 TCR	2:14.619	3	2:14.690	7	2:24.123	6	2:26.282	4	2:53.971	8
6	62	Dušan Borković	SRB	Target Competition	SRB	Hyundai i30 N TCR	2:14.746	6	2:14.805	7	2:14.849	4	2:15.090	3	2:32.299	5
7	26	Francisco Mora	POR	M1RA	POR	Hyundai i30 N TCR	2:14.762	3	2:15.322	6	2:24.039	4	2:25.327	7	4:12.069	2
8	8	Reece Barr	IRE	Target Competition	IRE	Hyundai i30 N TCR	2:14.863	6	2:15.312	7	2:15.877	3	2:34.576	2	2:39.413	5
9	34	Stian Paulsen	NOR	Stian Paulsen Racing	NOR	Cupra TCR	2:14.980	4	2:33.132	3	4:32.983	2				
10	94	Kris Richard	SUI	Target Competition	SUI	Hyundai i30 N TCR	2:15.175	6	2:15.609	4	2:21.360	7	2:34.062	5	2:38.543	2
11	11	Jens Reno Møller	DEN	Reno Racing	DEN	Honda Civic Type R FK7 TCR	2:15.179	4	2:15.732	3	2:39.297	6	2:42.438	2	6:07.613	5
12	16	Nicola Baldan	ITA	Pit Lane Competizioni	ITA	Hyundai i30 N TCR	2:15.486	3	2:15.647	4	2:15.876	7	2:35.163	2	2:37.979	6
13	14	Loris Cencetti	LUX	Autodis Racing by Piro Sports	LUX	Hyundai i30 N TCR	2:15.652	4	2:24.620	5	2:35.350	2	2:55.530	7	4:38.203	3
14	88	Maxime Potty	BEL	Comtoy Racing	BEL	Volkswagen Golf GTI TCR	2:15.907	7	2:16.658	4	2:16.853	3	2:17.277	2	2:24.227	5
15	38	Danny Kroes	NED	PCR Sport	NED	Cupra TCR	2:15.960	6	2:16.110	7	2:17.132	3	2:37.857	5	5:04.893	4
16	23	Francisco Abreu	POR	Sports & You	POR	Peugeot 308 TCR	2:16.387	5	2:17.088	7	2:17.126	6	2:17.456	2	2:20.028	8
17	9	Attila Tassi	HUN	Hell Energy Racing with KCMG	HUN	Honda Civic Type R FK7 TCR	2:16.411	6	2:16.454	8	2:16.577	7	2:17.698	5	2:18.292	3
18	20	Márk Jedlőczy	HUN	JLG Sport	HUN	Cupra TCR	2:16.851	7	2:17.802	3	2:18.465	2	2:22.910	6	2:34.399	4
19	13	Cedric Piro	GER	Autodis Racing by Piro Sports	GER	Honda Civic Type R FK7 TCR	2:17.446	4	2:17.663	5	2:17.973	3	2:26.702	6	4:07.277	2
20	63	Giovanni Altoè	ITA	Pit Lane Competizioni	ITA	Audi RS3 LMS TCR	2:17.460	4	2:17.988	2	2:18.008	8	2:20.343	3	2:22.360	7
21	66	Andrea Larini	ITA	Pit Lane Competizioni	ITA	Cupra TCR	2:17.780	7	2:18.555	3	2:22.049	2	2:24.270	6	2:32.573	4
22	71	Enrico Bettera	ITA	Pit Lane Competizioni	ITA	Audi RS3 LMS TCR	2:17.851	8	2:18.019	2	2:18.338	7	2:18.673	6	2:37.979	5
23	24	Gustavo Moura	POR	Speedy Motorsport	POR	Audi RS3 LMS TCR	2:18.366	7	2:18.721	4	2:19.083	8	2:19.943	2	2:35.125	6
24	10	Viktor Davidovsky	MKD	PSS Racing Team	MKD	Honda Civic Type R FK7 TCR	2:18.543	4	2:18.790	6	2:18.867	7	2:19.970	3	2:20.115	5
25	42	Stefano Comini	SUI	Race Republic	SUI	Subaru WRX STI TCR	2:18.582	7	2:19.028	3	2:19.300	4	2:19.393	2	2:45.331	6



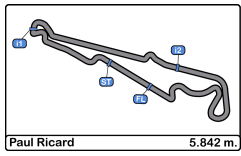


Paul Ricard
TCR Europe
Qualifying - 1
Best 5 Top Speeds



Cls	N°	Driver	Nat	Team	Nat	Vehicle	Top 1		Top 2		Top 3		Top 4		Top 5		Avg
							Km/h	Lap	Km/h	Lap	Km/h	Lap	Km/h	Lap	Km/h	Lap	
1	71	Enrico Bettera	ITA	Pit Lane Competizioni	ITA	Audi RS3 LMS TCR	227.8	4	224.5	6	224.5	8	224.0	3	224.0	7	225.0
2	20	Márk Jedličky	HUN	JLG Sport	HUN	Cupra TCR	225.9	3	225.9	7	224.5	6	223.6	2	218.6	4	223.7
3	69	Jean-Karl Vernay	FRA	Leopard Lukoil Team	FRA	Audi RS3 LMS TCR	225.9	7	225.0	6	224.5	3	223.6	2	213.4	4	222.5
4	23	Francisco Abreu	POR	Sports & You	POR	Peugeot 308 TCR	225.4	7	224.5	3	223.6	8	222.6	2	222.2	6	223.7
5	24	Gustavo Moura	POR	Speedy Motorsport	POR	Audi RS3 LMS TCR	225.4	5	224.0	8	223.6	4	222.6	7	222.2	2	223.6
6	94	Kris Richard	SUI	Target Competition	SUI	Hyundai i30 N TCR	225.4	8	223.6	3	223.6	4	223.1	6	223.1	7	223.7
7	25	Mikel Azcona	ESP	PCR Sport	ESP	Cupra TCR	225.0	4	224.0	3	224.0	6	223.1	7	222.2	2	223.6
8	62	Dušan Borković	SRB	Target Competition	SRB	Hyundai i30 N TCR	225.0	8	224.0	7	223.6	3	223.1	4	223.1	6	223.7
9	10	Viktor Davidovsky	MKD	PSS Racing Team	MKD	Honda Civic Type R FK7 TCR	224.5	4	222.2	3	222.2	6	221.3	7	221.3	8	222.3
10	16	Nicola Baldan	ITA	Pit Lane Competizioni	ITA	Hyundai i30 N TCR	224.5	7	223.1	4	222.6	3	171.4	5	164.6	8	201.2
11	7	Igor Stefanovski	MKD	Stefanovski Racing Team	MKD	Hyundai i30 N TCR	224.0	2	224.0	4	224.0	7	223.6	3	222.6	6	223.6
12	26	Francisco Mora	POR	M1RA	POR	Hyundai i30 N TCR	224.0	4	224.0	7	223.1	6	222.6	3	131.8	2	205.1
13	34	Stian Paulsen	NOR	Stian Paulsen Racing	NOR	Cupra TCR	223.6	4	223.1	5	214.7	2	132.0	3	101.7	1	179.0
14	38	Danny Kroes	NED	PCR Sport	NED	Cupra TCR	223.6	6	223.1	4	223.1	7	222.6	2	222.6	3	223.0
15	999	Dániel Nagy	HUN	M1RA	HUN	Hyundai i30 N TCR	223.6	7	221.7	3	221.7	6	221.3	4	221.3	8	221.9
16	8	Reece Barr	IRE	Target Competition	IRE	Hyundai i30 N TCR	223.1	7	222.6	6	221.7	4	220.8	3	217.7	8	221.2
17	42	Stefano Comini	SUI	Race Republic	SUI	Subaru WRX STI TCR	222.6	4	222.2	2	220.8	5	220.8	7	219.9	3	221.3
18	88	Maxime Potty	BEL	Comtoy Racing	BEL	Volkswagen Golf GTI TCR	222.6	4	222.6	8	222.2	7	221.7	5	220.4	2	221.9
19	9	Attila Tassi	HUN	Hell Energy Racing with KCMG	HUN	Honda Civic Type R FK7 TCR	222.2	4	222.2	5	222.2	7	222.2	8	221.3	3	222.0
20	99	Josh Files	GBR	Hell Energy Racing with KCMG	GBR	Honda Civic Type R FK7 TCR	221.7	6	221.7	7	221.3	4	220.8	3	173.9	8	211.9
21	14	Loris Cencetti	LUX	Autodis Racing by Piro Sports	LUX	Hyundai i30 N TCR	221.3	5	220.4	4	199.2	2	148.9	7	131.3	3	184.2
22	66	Andrea Larini	ITA	Pit Lane Competizioni	ITA	Cupra TCR	221.3	4	220.8	6	220.8	7	219.9	3	219.0	8	220.4
23	11	Jens Reno Møller	DEN	Reno Racing	DEN	Honda Civic Type R FK7 TCR	220.8	5	220.8	7	219.9	4	219.0	3	132.1	6	202.5
24	63	Giovanni Altoè	ITA	Pit Lane Competizioni	ITA	Audi RS3 LMS TCR	220.4	7	220.4	8	219.0	3	218.6	4	218.1	2	219.3
25	13	Cedric Piro	GER	Autodis Racing by Piro Sports	GER	Honda Civic Type R FK7 TCR	219.9	3	219.9	4	219.5	5	218.6	6	198.8	8	215.3



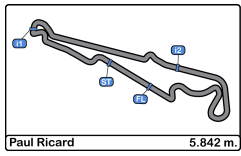


Paul Ricard
TCR Europe
Qualifying - 1
Fastest Laps Sequence



Lap	Time of Day	Session Time	Nº	Driver	Nat	Team	Nat	Vehicle	Time	Km/h
2	10:03:25.734	5:25.734	63	Giovanni Altoè	ITA	Pit Lane Competizioni	ITA	Audi RS3 LMS TCR	2:17.988	152.4
2	10:03:30.223	5:30.223	88	Maxime Potty	BEL	Comtoy Racing	BEL	Volkswagen Golf GTI TCR	2:17.277	153.2
2	10:03:42.947	5:42.947	69	Jean-Karl Vernay	FRA	Leopard Lukoil Team	FRA	Audi RS3 LMS TCR	2:15.956	154.6
2	10:03:46.904	5:46.904	25	Mikel Azcona	ESP	PCR Sport	ESP	Cupra TCR	2:15.343	155.3
3	10:07:13.440	9:13.440	99	Dániel Nagy	HUN	M1RA	HUN	Hyundai i30 N TCR	2:14.712	156.1
3	10:07:29.441	9:29.441	99	Josh Files	GBR	Hell Energy Racing with KCMG	GBR	Honda Civic Type R FK7 TCR	2:14.619	156.2
6	10:15:09.425	17:09.425	69	Jean-Karl Vernay	FRA	Leopard Lukoil Team	FRA	Audi RS3 LMS TCR	2:14.589	156.2
6	10:15:18.669	17:18.669	7	Igor Stefanovski	MKD	Stefanovski Racing Team	MKD	Hyundai i30 N TCR	2:14.034	156.9





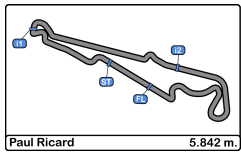
Paul Ricard
TCR Europe
Qualifying - 1

Event Best Maximum Speed



N°	Driver	Nat	Team	Nat	Vehicle	Km/h	Session
71	Enrico Bettera	ITA	Pit Lane Competizioni	ITA	Audi RS3 LMS TCR	227.8	Qualifying - 1
25	Mikel Azcona	ESP	PCR Sport	ESP	Cupra TCR	226.8	Free Practice - 1
7	Igor Stefanovski	MKD	Stefanovski Racing Team	MKD	Hyundai i30 N TCR	226.4	Free Practice - 1
94	Kris Richard	SUI	Target Competition	SUI	Hyundai i30 N TCR	226.4	Free Practice - 1
62	Dušan Borković	SRB	Target Competition	SRB	Hyundai i30 N TCR	226.4	Free Practice - 1
69	Jean-Karl Vernay	FRA	Leopard Lukoil Team	FRA	Audi RS3 LMS TCR	226.4	Free Practice - 1
34	Stian Paulsen	NOR	Stian Paulsen Racing	NOR	Cupra TCR	226.4	Free Practice - 1
8	Reece Barr	IRE	Target Competition	IRE	Hyundai i30 N TCR	225.9	Free Practice - 1
24	Gustavo Moura	POR	Speedy Motorsport	POR	Audi RS3 LMS TCR	225.9	Free Practice - 1
20	Márk Jedlőczy	HUN	JLG Sport	HUN	Cupra TCR	225.9	Qualifying - 1
14	Loris Cencetti	LUX	Autodis Racing by Piro Sports	LUX	Hyundai i30 N TCR	225.4	Free Practice - 1
23	Francisco Abreu	POR	Sports & You	POR	Peugeot 308 TCR	225.4	Qualifying - 1
38	Danny Kroes	NED	PCR Sport	NED	Cupra TCR	225.0	Free Practice - 1
9	Attila Tassi	HUN	Hell Energy Racing with KCMG	HUN	Honda Civic Type R FK7 TCR	225.0	Free Practice - 1
26	Francisco Mora	POR	M1RA	POR	Hyundai i30 N TCR	224.5	Free Practice - 1
16	Nicola Baldan	ITA	Pit Lane Competizioni	ITA	Hyundai i30 N TCR	224.5	Free Practice - 1
10	Viktor Davidovsky	MKD	PSS Racing Team	MKD	Honda Civic Type R FK7 TCR	224.5	Qualifying - 1
999	Dániel Nagy	HUN	M1RA	HUN	Hyundai i30 N TCR	224.0	Free Practice - 1
88	Maxime Potty	BEL	Comtoy Racing	BEL	Volkswagen Golf GTI TCR	223.6	Free Practice - 1
42	Stefano Comini	SUI	Race Republic	SUI	Subaru WRX STI TCR	223.1	Free Practice - 1
11	Jens Reno Møller	DEN	Reno Racing	DEN	Honda Civic Type R FK7 TCR	223.1	Free Practice - 1
99	Josh Files	GBR	Hell Energy Racing with KCMG	GBR	Honda Civic Type R FK7 TCR	222.6	Free Practice - 1
63	Giovanni Altoè	ITA	Pit Lane Competizioni	ITA	Audi RS3 LMS TCR	221.7	Free Practice - 1
66	Andrea Larini	ITA	Pit Lane Competizioni	ITA	Cupra TCR	221.3	Qualifying - 1
13	Cedric Piro	GER	Autodis Racing by Piro Sports	GER	Honda Civic Type R FK7 TCR	220.8	Free Practice - 1

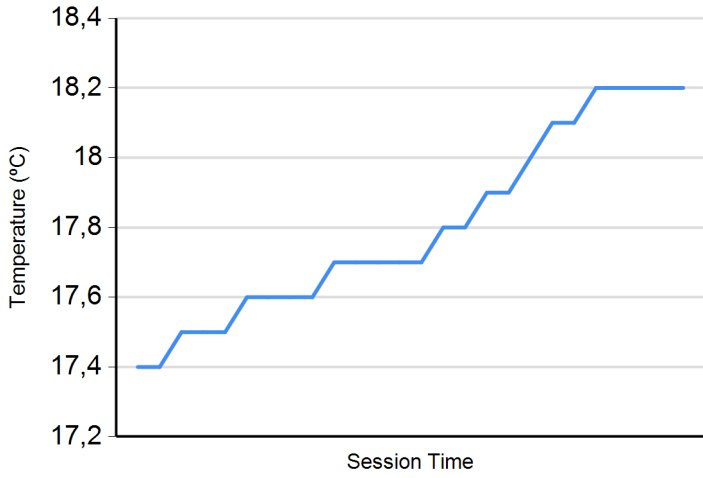




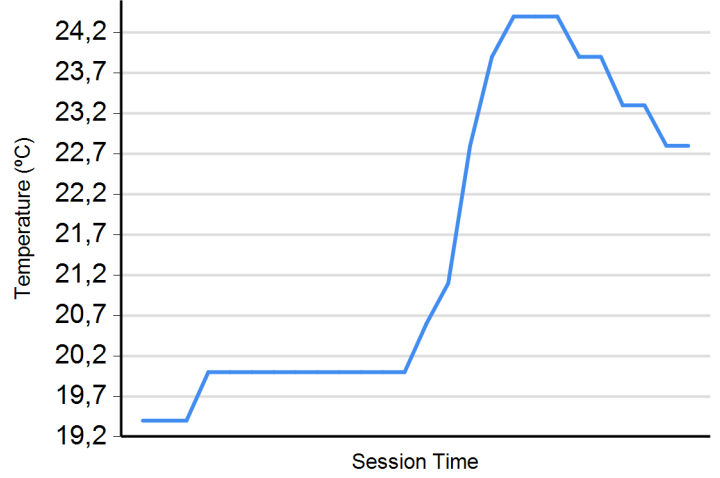
Paul Ricard
TCR Europe
Qualifying - 1
Weather Report



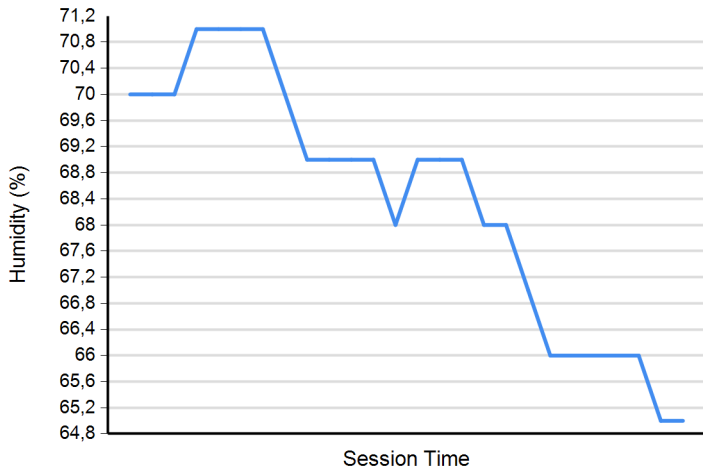
Air Temperature



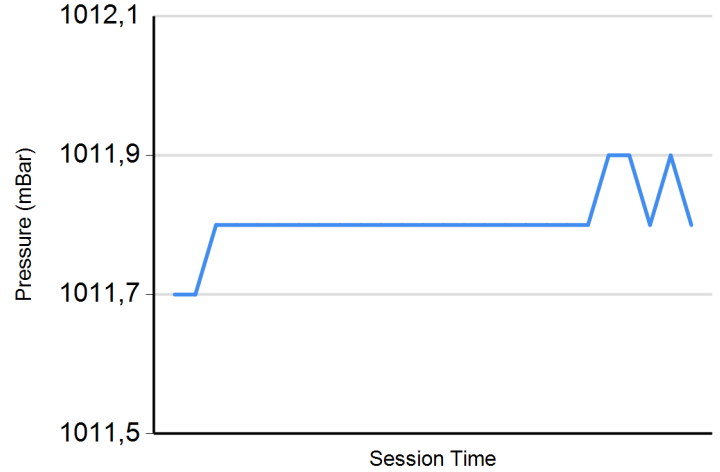
Track Temperature



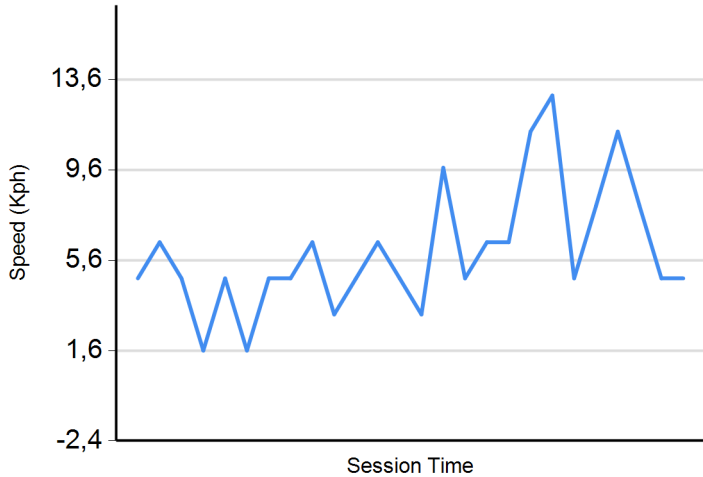
Humidity



Pressure



Wind Speed



Wind direction

