

AUTOBACS 45th Anniversary presents SUPER GT × DTM Dream Race

SUPER GT×DTM Race 2

2019 / 11 / 24 :



結果表

Weather :Cloudy

Track :Dry

Fuji Speedway(4,563m)

Pos	No	Class	C.P.	Name	Car	Lap	Total Time	Ave. km/h	Gap	Best Time	Lap	
1	64	SGT	1	Narain Karthikeyan	Modulo Epon NSX-GT	31	57'38.362	146.930		1'31.572	2	
2	11	DTM	1	Marco Wittmann	BMW M4 DTM	31	57'39.297	146.890	0.935	0.935	1'32.604	19
3	28	DTM	2	Loic Duval	BMC Airfilter Audi RS 5 DTM	31	57'40.187 (57'39.187+1sec)	146.890	1.825	0.890	1'32.886	6
4	1	SGT	2	Naoki Yamamoto	RAYBRIG NSX-GT	31	57'41.774	146.785	3.412	1.587	1'31.864	19
5	00	DTM	3	Kamui Kobayashi	BMW M4 DTM	31	57'42.105	146.771	3.743	0.331	1'33.219	3
6	16	SGT	3	Daisuke Nakajima	MOTUL MUGEN NSX-GT	31	57'42.718	146.745	4.356	0.613	1'32.277	5
7	99	DTM	4	Mike Rockenfeller	Akrapovic Audi RS 5 DTM	31	57'42.898	146.737	4.536	0.180	1'33.291	5
8	37	SGT	4	Ryo Hirakawa	KeePer TOM'S LC500	31	57'43.043	146.731	4.681	0.145	1'32.082	18
9	33	DTM	5	Rene Rast	Audi Sport RS 5 DTM	31	57'43.986	146.691	5.624	0.943	1'32.764	19
10	21	DTM	6	Benoit Treluyer	Audi Sport Japan RS 5 DTM	31	57'45.588	146.623	7.226	1.602	1'32.976	3
11	23	SGT	5	Tsugio Matsuda	MOTUL AUTECH GT-R	31	57'45.904	146.610	7.542	0.316	1'32.925	19
12	24	SGT	6	Mitsunori Takaboshi	REALIZE CORPORATION ADVAN G31	31	57'45.997	146.606	7.635	0.093	1'33.136	20
13	4	DTM	7	Alessandro Zanardi	BMW M4 DTM	31	57'46.042	146.604	7.680	0.045	1'34.062	19
14	39	SGT	7	Heikki Kovalainen	DENSO KOBELCO SARD LC500	31	57'47.312	146.551	8.950	1.270	1'33.475	3
15	19	SGT	8	Yuji Kunimoto	WedsSport ADVAN LC500	31	57'47.672	146.535	9.310	0.360	1'33.483	3
16	6	SGT	9	Kazuya Oshima	WAKO'S 4CR LC500	31	57'47.673	146.535	9.311	0.001	1'32.130	19
17	12	SGT	10	James Rossiter	CALSONIC IMPUL GT-R	26	47'01.590	150.980	5Laps	5Laps	1'34.357	6
18	3	SGT	11	Kohei Hirate	CRAFTSPORTS MOTUL GT-R	26	47'18.722	150.068	5Laps	17.132	1'33.094	19
19	36	SGT	12	Kazuki Nakajima	au TOM'S LC500	26	47'28.165	149.571	5Laps	9.443	1'33.248	19
20	38	SGT	13	Hiroaki Ishiura	ZENT CERUMO LC500	26	47'32.076	149.366	5Laps	3.911	1'32.084	18
21	17	SGT	14	Koudai Tsukakoshi	KEIHIN NSX-GT	25	45'09.968	151.137	6Laps	1Lap	1'32.120	19
22	8	SGT	15	Tomoki Nojiri	ARTA NSX-GT	25	45'10.856	151.087	6Laps	0.888	1'32.831	4

***** 以上完走 (規定周回数 23Laps) *****



AUTOBACS 45th Anniversary presents SUPER GT × DTM Dream Race

Fastest Lap

DTM	1'32.604 (19 / 31)	177.388 km/h	11	Marco Wittmann / BMW M4 DTM
SGT	1'31.572 (2 / 31)	179.387 km/h	64	Narain Karthikeyan / Modulo Epson NSX-GT

Start Time :14:31'24 Finish Time :15:29'02.362

Entry :22 Start :22 Finish :22

SC : 14:45(9Laps)~14:50 (11Laps), 15:05(20Laps)~15:16 (25Laps), 15:19(20Laps)~15:16 (25Laps)
Black&White Flag: CarNo.11,21(14:56),No.38(14:58)

Chief Time Keeper	Clerk of the Course
Kunikazu Houda	Moriyuki Hori

AUTOBACS 45th Anniversary presents SUPER GT×DTM Dream Race

SUPER GT×DTM Race 2

2019 / 11 / 24 :



スピード アナリシス

Fuji Speedway(4,563m)

No	Class	Name	Team	Top 5 speeds					Ave. km/h	Top km/h	Note
39	SGT		DENSO KOBELCO SARD LC500	298.343	295.890	295.082	295.082	295.082	211.999	298.343	
6	SGT		WAKO'S 4CR LC500	297.521	297.521	297.521	295.890	295.082	216.568	297.521	
8	SGT		ARTA NSX-GT	297.521	296.703	295.890	295.890	295.082	216.316	297.521	
36	SGT		au TOM'S LC500	297.521	295.890	295.082	295.082	295.082	217.119	297.521	
38	SGT		ZENT CERUMO LC500	297.521	296.703	295.890	295.890	294.278	212.598	297.521	
4	DTM	Alessandro Zanardi	BMW M4 DTM	296.703	292.683	292.683	292.683	292.683	213.835	296.703	
00	DTM	Kamui Kobayashi	BMW M4 DTM	296.703	295.890	295.082	294.278	293.478	205.043	296.703	
37	SGT		KeePer TOM'S LC500	296.703	296.703	295.890	295.082	295.082	198.632	296.703	
1	SGT	Naoki Yamamoto	RAYBRIG NSX-GT	295.890	295.890	295.890	295.890	295.890	213.083	295.890	
17	SGT	Koudai Tsukakoshi	KEIHIN NSX-GT	295.890	295.890	295.890	295.082	295.082	218.845	295.890	
64	SGT		Modulo Epson NSX-GT	295.890	295.082	295.082	295.082	295.082	202.876	295.890	
19	SGT		WedsSport ADVAN LC500	295.082	295.082	295.082	294.278	294.278	216.270	295.082	
21	DTM	Benoit Treluyer	Audi Sport Japan RS 5 DTM	295.082	295.082	294.278	294.278	294.278	209.201	295.082	
24	SGT		REALIZE CORPORATION ADVAN GT-R	295.082	290.323	290.323	290.323	290.323	202.460	295.082	
28	DTM	Loic Duval	BMC Airfilter Audi RS 5 DTM	295.082	292.683	290.323	289.544	288.770	213.795	295.082	
11	DTM	Marco Wittmann	BMW M4 DTM	294.278	294.278	293.478	293.478	293.478	201.071	294.278	
3	SGT		CRAFTSPORTS MOTUL GT-R	293.478	292.683	291.105	289.544	289.544	218.777	293.478	
23	SGT		MOTUL AUTECH GT-R	293.478	291.892	291.892	291.892	291.105	210.578	293.478	
33	DTM	Rene Rast	Audi Sport RS 5 DTM	293.478	292.683	292.683	292.683	291.892	215.515	293.478	
99	DTM	Mike Rockenfeller	Akrapovic Audi RS 5 DTM	293.478	291.105	290.323	288.770	288.770	197.689	293.478	
16	SGT		MOTUL MUGEN NSX-GT	292.683	292.683	292.683	292.683	292.683	201.481	292.683	
12	SGT		CALSONIC IMPUL GT-R	290.323	290.323	288.770	288.770	288.000	208.286	290.323	

AUTOBACS 45th Anniversary presents SUPER GT×DTM Dream Race

SUPER GT×DTM Race 2

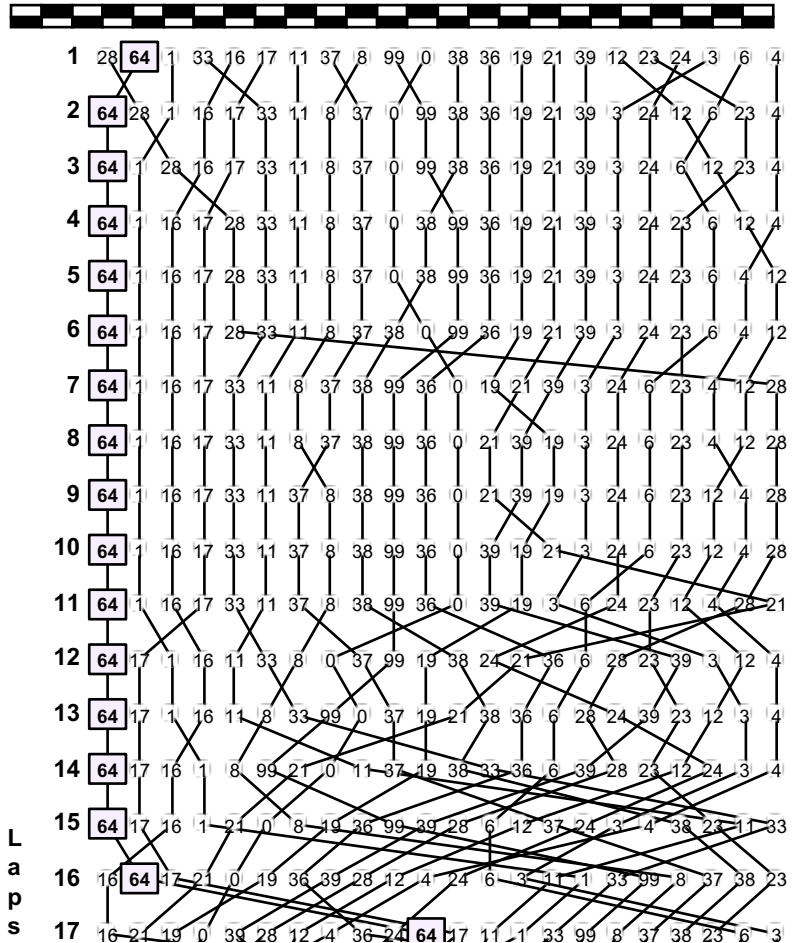
2019 / 11 / 24 :



ラップチャート

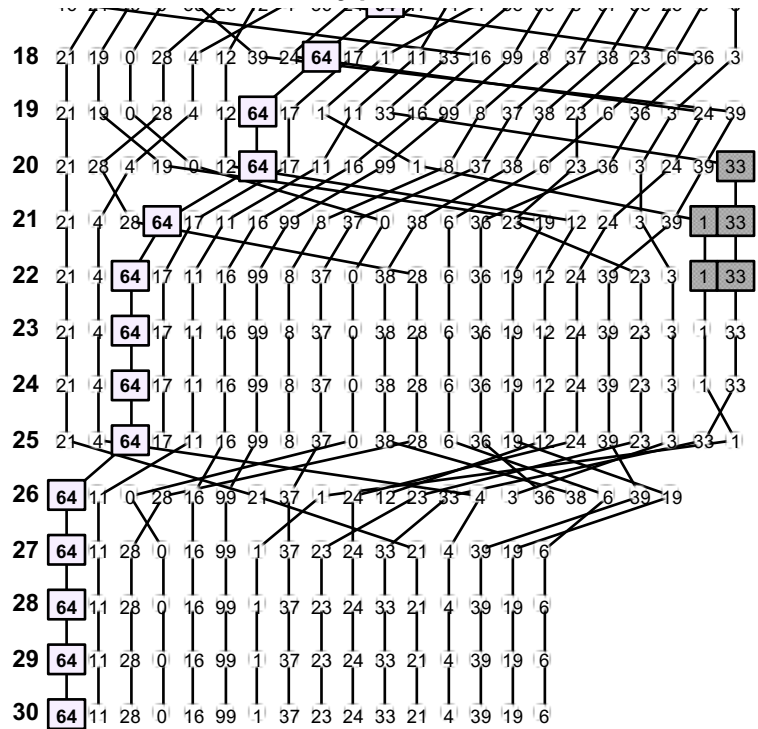
Fuji Speedway(4,563m)

Pos	1	2	3	4	5	6	7	8	9	10	11	12	13	14	15	16	17	18	19	20	21	22
Grid	28	64	1	33	17	16	11	99	37	38	36	8	0	19	21	39	23	3	12	6	24	4



L
a
p
s

AUTOBACS 45th Anniversary presents SUPER GT × DTM Dream Race



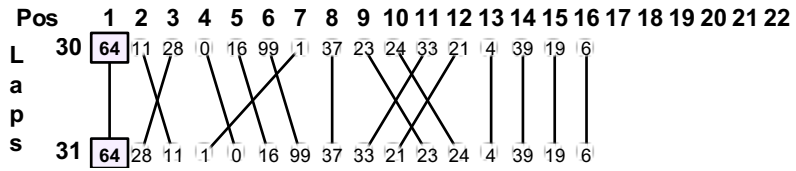
SUPER GT × DTM Race 2

2019 / 11 / 24 :



ラップチャート

Fuji Speedway(4,563m)



AUTOBACS 45th Anniversary presents SUPER GT × DTM Dream Race

SUPER GT × DTM Race 2

2019 / 11 / 24 :



個別ラップ表

Fuji Speedway(4,563m)

No	4 (Driver1)	Best Time	km/h
Name	Alessandro Zanardi	Total Time	Laps
Team	BMW M4 DTM	Average Lap Time	
Type	BMW M4 DTM	Today's Rank	
		Today's Top Time	1'31.572 179.387 km/h

Lap	Passing Time	Lap Time	Sec1	Sec2	Sec3	km/h
			27.180	32.248	42.761	222.680
1.	14:33'06.189	1'35.977 (14)	23.711	30.653	41.613	279.793
2.	14:34'42.166	1'34.748 (9)	23.421	30.003	41.324	288.000
3.	14:36'16.914	1'34.919 (11)	23.404	30.063	41.452	292.683
4.	14:37'51.833	1'34.339 (5)	23.254	29.703	41.382	296.703
5.	14:39'26.172	1'34.300 (4)	23.036	29.633	41.631	292.683
6.	14:41'00.472	1'34.700 (8)	22.986	29.689	42.025	291.892
7.	14:42'35.172	1'34.881 (10)	22.952	29.804	42.125	292.683
8.	14:44'10.053	1'44.187 (19)	23.110	29.599	51.478	291.892
9.	14:45'54.240	Pit				
		2'24.312 (26)	1'08.365	32.401	43.546	125.145
10.	14:48'18.552	2'06.735 (23)	24.198	43.712	58.825	267.990
11.	14:50'25.287	1'49.180 (20)	32.886	32.245	44.049	219.512
12.	14:52'14.467	1'37.683 (16)	23.588	30.553	43.542	271.357
13.	14:53'52.150	1'35.148 (12)	23.203	30.228	41.717	291.892
14.	14:55'27.298	1'36.040 (15)	23.762	30.374	41.904	268.657
15.	14:57'03.338	1'35.251 (13)	23.436	30.216	41.599	274.112

AUTOBACS 45th Anniversary presents SUPER GT × DTM Dream Race

16.	14:58'38.589						
		1'34.694	(7)	23.164	29.870	41.660	289.544
17.	15:00'13.283						
		1'34.271	(2)	22.981	29.728	41.562	292.683
18.	15:01'47.554						
		B 1'34.062	(1)	22.896	29.224	41.942	291.892
19.	15:03'21.616						
		1'34.286	(3)	22.972	29.552	41.762	292.683
20.	15:04'55.902						
		1'39.509	(17)	23.150	29.752	46.607	291.892
21.	15:06'35.411						
		2'03.384	(22)	24.067	36.675	1'02.642	261.501
22.	15:08'38.795						
		2'31.827	(28)	44.239	46.497	1'01.091	97.738
23.	15:11'10.622						
		2'28.664	(27)	38.436	47.420	1'02.808	106.931
24.	15:13'39.286						
		2'54.134	(30)	46.947	50.672	1'16.515	129.808
25.	15:16'33.420						
		1'57.275	(21)	35.502	31.770	50.003	220.408
26.	15:18'30.695	Pit					
		2'36.417	(29)	1'14.642	35.225	46.550	125.436
27.	15:21'07.112						
		1'41.666	(18)	25.558	31.806	44.302	251.163
28.	15:22'48.778						

SUPER GT×DTM Race 2

2019 / 11 / 24 :



個別ラップ表

Fuji Speedway(4,563m)

Lap	Passing Time	Lap Time	Sec1	Sec2	Sec3	km/h
29.	15:25'12.154	2'23.376 (24)	27.533	53.547	1'02.296	276.215
30.	15:27'35.594	2'23.440 (25)	42.502	52.120	48.818	118.162
31.	15:29'10.042	1'34.448 (6)	23.584	29.520	41.344	289.544

AUTOBACS 45th Anniversary presents SUPER GT × DTM Dream Race

SUPER GT × DTM Race 2

2019 / 11 / 24 :



個別ラップ表

Fuji Speedway(4,563m)

No	00 (Driver1)	Best Time	km/h
Name	Kamui Kobayashi	Total Time	Laps
Team	BMW M4 DTM	Average Lap Time	
Type	BMW M4 DTM	Today's Rank	
		Today's Top Time	1'31.572 179.387 km/h

Lap	Passing Time	Lap Time	Sec1	Sec2	Sec3	km/h
			25.539	31.034	41.287	226.891
1.	14:33'01.860					
		1'33.874 (4)	22.974	30.008	40.892	295.890
2.	14:34'35.734					
		B 1'33.219 (1)	23.006	29.546	40.667	294.278
3.	14:36'08.953					
		1'33.389 (2)	22.945	29.608	40.836	295.082
4.	14:37'42.342					
		1'33.400 (3)	22.900	29.503	40.997	293.478
5.	14:39'15.742					
		1'34.886 (5)	23.003	30.018	41.865	292.683
6.	14:40'50.628					
		1'35.744 (12)	23.168	30.474	42.102	296.703
7.	14:42'26.372					
		1'35.244 (8)	23.316	30.221	41.707	293.478
8.	14:44'01.616					
		1'35.743 (11)	23.082	30.113	42.548	292.683
9.	14:45'37.359					
		2'13.541 (22)	25.491	43.968	1'04.082	194.245
10.	14:47'50.900					
		2'32.172 (28)	37.685	49.331	1'05.156	106.195
11.	14:50'23.072					
		1'46.896 (21)	33.558	31.143	42.195	234.273
12.	14:52'09.968					
		1'35.749 (13)	23.396	30.210	42.143	292.683
13.	14:53'45.717					
		1'35.993 (15)	23.200	30.195	42.598	293.478
14.	14:55'21.710					
		1'35.111 (7)	23.129	30.025	41.957	292.683
15.	14:56'56.821					
		1'35.731 (9)	23.318	30.118	42.295	291.892

AUTOBACS 45th Anniversary presents SUPER GT × DTM Dream Race

16.	14:58'32.552						
		1'35.804	(14)	23.254	30.068	42.482	292.683
17.	15:00'08.356						
		1'36.017	(16)	23.554	30.274	42.189	287.234
18.	15:01'44.373						
		1'34.970	(6)	23.219	29.951	41.800	290.323
19.	15:03'19.343						
		1'40.141	(18)	23.180	29.850	47.111	291.892
20.	15:04'59.484	Pit					
		2'21.658	(24)	1'06.491	32.527	42.640	122.034
21.	15:07'21.142						
		1'37.643	(17)	24.187	31.225	42.231	279.793
22.	15:08'58.785						
		2'22.352	(25)	31.718	47.553	1'03.081	110.542
23.	15:11'21.137						
		2'26.621	(26)	36.000	48.563	1'02.058	151.685
24.	15:13'47.758						
		2'47.565	(30)	44.732	52.089	1'10.744	93.588
25.	15:16'35.323						
		1'46.113	(20)	34.391	30.436	41.286	233.766
26.	15:18'21.436						
		1'43.443	(19)	23.197	29.304	50.942	288.000
27.	15:20'04.879						
		2'17.406	(23)	34.063	38.340	1'05.003	150.418
28.	15:22'22.285						

SUPER GT×DTM Race 2

2019 / 11 / 24 :



個別ラップ表

Fuji Speedway(4,563m)

Lap	Passing Time	Lap Time	Sec1	Sec2	Sec3	km/h
29.	15:25'03.129	2'40.844 (29)	45.761	52.813	1'02.270	124.138
30.	15:27'30.365	2'27.236 (27)	43.518	50.337	53.381	122.867
31.	15:29'06.105	1'35.740 (10)	23.479	30.023	42.238	286.472

AUTOBACS 45th Anniversary presents SUPER GT×DTM Dream Race

SUPER GT×DTM Race 2

2019 / 11 / 24 :



個別ラップ表

Fuji Speedway(4,563m)

No	11 (Driver1)	Best Time	km/h
Name	Marco Wittmann	Total Time	Laps
Team	BMW M4 DTM	Average Lap Time	
Type	BMW M4 DTM	Today's Rank	
		Today's Top Time	1'31.572 179.387 km/h

Lap	Passing Time	Lap Time	Sec1	Sec2	Sec3	km/h
			24.712	30.344	40.822	224.532
1.	14:32'59.878					
		1'33.458 (7)	23.146	29.386	40.926	292.683
2.	14:34'33.336					
		1'32.919 (3)	23.019	29.242	40.658	282.723
3.	14:36'06.255					
		1'32.987 (4)	23.010	29.090	40.887	293.478
4.	14:37'39.242					
		1'33.300 (6)	23.060	29.236	41.004	293.478
5.	14:39'12.542					
		1'33.224 (5)	22.907	29.100	41.217	294.278
6.	14:40'45.766					
		1'33.673 (9)	22.899	29.352	41.422	294.278
7.	14:42'19.439					
		1'33.930 (11)	23.071	29.367	41.492	293.478
8.	14:43'53.369					
		1'35.521 (15)	23.016	29.451	43.054	292.683
9.	14:45'28.890					
		2'13.884 (22)	25.346	45.515	1'03.023	223.602
10.	14:47'42.774					
		2'39.040 (28)	39.370	48.384	1'11.286	98.811
11.	14:50'21.814					
		1'46.640 (21)	34.242	30.657	41.741	230.277
12.	14:52'08.454					
		1'34.232 (13)	23.289	29.485	41.458	288.000
13.	14:53'42.686					
		1'39.219 (17)	23.083	29.432	46.704	292.683
14.	14:55'21.905	Pit				
		2'17.801 (24)	1'05.910	30.529	41.362	125.145
15.	14:57'39.706					
		1'35.148 (14)	23.424	30.270	41.454	286.472

AUTOBACS 45th Anniversary presents SUPER GT × DTM Dream Race

16.	14:59'14.854						
		1'33.643	(8)	23.242	29.452	40.949	287.234
17.	15:00'48.497						
		1'33.897	(10)	23.437	29.320	41.140	281.984
18.	15:02'22.394						
		B 1'32.604	(1)	22.856	29.042	40.706	291.892
19.	15:03'54.998						
		1'32.863	(2)	22.902	29.100	40.861	291.892
20.	15:05'27.861						
		1'36.489	(16)	23.699	30.154	42.636	273.418
21.	15:07'04.350						
		1'44.181	(19)	26.411	31.742	46.028	191.829
22.	15:08'48.531						
		2'26.145	(25)	37.596	46.977	1'01.572	121.348
23.	15:11'14.676						
		2'27.854	(27)	37.504	47.949	1'02.401	130.435
24.	15:13'42.530						
		2'51.859	(30)	46.182	50.973	1'14.704	100.652
25.	15:16'34.389						
		1'46.091	(20)	34.651	30.399	41.041	227.848
26.	15:18'20.480						
		1'43.249	(18)	23.082	29.458	50.709	289.544
27.	15:20'03.729						
		2'16.853	(23)	34.100	38.324	1'04.429	160.714
28.	15:22'20.582						

SUPER GT×DTM Race 2

2019 / 11 / 24 :



個別ラップ表

Fuji Speedway(4,563m)

Lap	Passing Time	Lap Time	Sec1	Sec2	Sec3	km/h
29.	15:25'01.489	2'40.907 (29)	45.978	52.734	1'02.195	107.570
30.	15:27'29.135	2'27.646 (26)	42.449	51.113	54.084	128.266
31.	15:29'03.297	1'34.162 (12)	23.388	29.338	41.436	284.211

AUTOBACS 45th Anniversary presents SUPER GT × DTM Dream Race

SUPER GT × DTM Race 2

2019 / 11 / 24 :



個別ラップ表

Fuji Speedway(4,563m)

No	21 (Driver1)	Best Time	km/h
Name	Benoit Treluyer	Total Time	Laps
Team	Audi Sport Japan RS 5 DTM	Average Lap Time	
Type	Audi RS 5 DTM	Today's Rank	
		Today's Top Time	1'31.572 179.387 km/h

Lap	Passing Time	Lap Time	Sec1	Sec2	Sec3	km/h
			26.112	31.688	43.232	227.368
1.	14:33'05.032	1'33.510 (6)	23.120	29.406	40.984	289.544
2.	14:34'38.542	B 1'32.976 (1)	22.920	29.193	40.863	294.278
3.	14:36'11.518	1'34.232 (11)	22.963	29.634	41.635	293.478
4.	14:37'45.750	1'33.548 (7)	22.974	29.407	41.167	294.278
5.	14:39'19.298	1'33.658 (10)	22.858	29.306	41.494	294.278
6.	14:40'52.956	1'34.321 (13)	22.896	29.598	41.827	295.082
7.	14:42'27.277	1'35.793 (17)	23.251	30.181	42.361	292.683
8.	14:44'03.070	1'36.473 (18)	23.190	29.868	43.415	291.892
9.	14:45'39.543	2'14.648 (22)	25.193	42.912	1'06.543	206.897
10.	14:47'54.191	Pit				
		2'31.465 (28)	1'06.374	31.105	53.986	132.191
11.	14:50'25.656	1'46.258 (20)	32.401	31.155	42.702	232.759
12.	14:52'11.914	1'35.020 (16)	23.164	30.289	41.567	295.082
13.	14:53'46.934	1'34.275 (12)	23.173	29.305	41.797	284.960
14.	14:55'21.209	1'33.416 (4)	22.883	29.419	41.114	291.105
15.	14:56'54.625	1'33.584 (8)	23.036	29.261	41.287	289.544

AUTOBACS 45th Anniversary presents SUPER GT × DTM Dream Race

16.	14:58'28.209							
		1'33.385	(3)	23.006	29.193	41.186	288.770	
17.	15:00'01.594							
		1'33.150	(2)	22.935	29.091	41.124	288.000	
18.	15:01'34.744							
		1'33.425	(5)	22.926	29.076	41.423	288.000	
19.	15:03'08.169							
		1'33.605	(9)	22.988	29.198	41.419	288.770	
20.	15:04'41.774							
		1'34.542	(14)	23.170	29.387	41.985	288.770	
21.	15:06'16.316							
		2'21.145	(23)	25.788	52.320	1'03.037	256.532	
22.	15:08'37.461							
		2'31.162	(27)	44.125	45.772	1'01.265	110.883	
23.	15:11'08.623							
		2'30.338	(26)	39.639	48.355	1'02.344	121.622	
24.	15:13'38.961							
		2'54.315	(30)	45.398	52.217	1'16.700	106.931	
25.	15:16'33.276							
		1'51.648	(21)	35.226	29.454	46.968	220.859	
26.	15:18'24.924	Pit						
		2'25.246	(25)	1'09.070	32.920	43.256	131.068	
27.	15:20'50.170							
		1'41.834	(19)	24.157	29.884	47.793	241.611	
28.	15:22'32.004							

SUPER GT×DTM Race 2

2019 / 11 / 24 :



個別ラップ表

Fuji Speedway(4,563m)

Lap	Passing Time	Lap Time	Sec1	Sec2	Sec3	km/h
29.	15:25'11.708	2'39.704 (29)	42.769	54.313	1'02.622	105.058
30.	15:27'34.906	2'23.198 (24)	42.092	52.028	49.078	137.931
31.	15:29'09.588	1'34.682 (15)	23.886	29.186	41.610	291.105

AUTOBACS 45th Anniversary presents SUPER GT×DTM Dream Race

SUPER GT×DTM Race 2

2019 / 11 / 24 :



個別ラップ表

Fuji Speedway(4,563m)

No	28 (Driver1)	Best Time	km/h
Name	Loic Duval	Total Time	Laps
Team	BMC Airfilter Audi RS 5 DTM	Average Lap Time	
Type	Audi RS 5 DTM	Today's Rank	
		Today's Top Time	1'31.572 179.387 km/h

Lap	Passing Time	Lap Time	Sec1	Sec2	Sec3	km/h
			23.150	29.378	40.748	219.067
1.	14:32'57.276					
		1'33.155 (3)	23.425	29.043	40.687	275.510
2.	14:34'30.431					
		1'33.528 (4)	23.303	29.277	40.948	287.234
3.	14:36'03.959					
		1'34.273 (6)	23.289	29.257	41.727	266.010
4.	14:37'38.232					
		1'33.001 (2)	22.878	29.086	41.037	292.683
5.	14:39'11.233					
		B 1'32.886 (1)	22.851	28.931	41.104	290.323
6.	14:40'44.119					
		1'57.645 (21)	22.981	35.466	59.198	289.544
7.	14:42'41.764	Pit				
		2'21.926 (25)	1'08.731	31.546	41.649	135.338
8.	14:45'03.690					
		1'38.526 (16)	24.484	30.857	43.185	274.809
9.	14:46'42.216					
		1'38.449 (15)	24.319	31.273	42.857	259.615
10.	14:48'20.665					
		2'04.681 (22)	23.894	42.762	58.025	271.357
11.	14:50'25.346					
		1'47.839 (20)	33.205	31.945	42.689	204.545
12.	14:52'13.185					
		1'36.451 (14)	23.342	30.462	42.647	295.082
13.	14:53'49.636					
		1'35.324 (12)	23.693	29.924	41.707	286.472
14.	14:55'24.960					
		1'35.726 (13)	23.350	30.062	42.314	279.793
15.	14:57'00.686					
		1'34.822 (8)	23.269	29.623	41.930	284.211

AUTOBACS 45th Anniversary presents SUPER GT × DTM Dream Race

16.	14:58'35.508						
		1'34.826	(9)	23.200	29.690	41.936	288.770
17.	15:00'10.334						
		1'35.269	(11)	23.321	29.807	42.141	284.211
18.	15:01'45.603						
		1'35.117	(10)	23.463	29.625	42.029	284.960
19.	15:03'20.720						
		1'34.675	(7)	23.224	29.502	41.949	287.234
20.	15:04'55.395						
		1'43.971	(18)	23.349	29.655	50.967	286.472
21.	15:06'39.366	Pit					
		2'25.192	(26)	1'10.140	31.884	43.168	132.841
22.	15:09'04.558						
		2'18.698	(24)	28.014	48.349	1'02.335	160.475
23.	15:11'23.256						
		2'27.438	(28)	38.442	47.371	1'01.625	147.945
24.	15:13'50.694						
		2'45.076	(30)	45.298	50.580	1'09.198	125.581
25.	15:16'35.770						
		1'45.927	(19)	34.092	30.644	41.191	231.263
26.	15:18'21.697						
		1'42.654	(17)	23.205	29.076	50.373	287.234
27.	15:20'04.351						
		2'17.352	(23)	34.010	38.378	1'04.964	144.000
28.	15:22'21.703						

SUPER GT×DTM Race 2

2019 / 11 / 24 :



個別ラップ表

Fuji Speedway(4,563m)

Lap	Passing Time	Lap Time	Sec1	Sec2	Sec3	km/h
29.	15:25'02.624	2'40.921 (29)	45.770	52.737	1'02.414	126.910
30.	15:27'29.561	2'26.937 (27)	43.219	50.346	53.372	133.498
31.	15:29'03.187	1'33.626 (5)	23.412	29.061	41.153	281.984

AUTOBACS 45th Anniversary presents SUPER GT × DTM Dream Race

SUPER GT × DTM Race 2

2019 / 11 / 24 :



個別ラップ表

Fuji Speedway(4,563m)

No	33 (Driver1)	Best Time	km/h
Name	Rene Rast	Total Time	Laps
Team	Audi Sport RS 5 DTM	Average Lap Time	
Type	Audi RS 5 DTM	Today's Rank	
		Today's Top Time	1'31.572 179.387 km/h

Lap	Passing Time	Lap Time	Sec1	Sec2	Sec3	km/h
			23.988	29.885	40.714	222.680
1.	14:32'58.587	1'34.362 (12)	23.230	30.129	41.003	283.465
2.	14:34'32.949	1'32.833 (2)	22.892	29.249	40.692	290.323
3.	14:36'05.782	1'32.972 (4)	22.954	28.974	41.044	291.892
4.	14:37'38.754	1'33.158 (6)	22.903	29.321	40.934	293.478
5.	14:39'11.912	1'32.904 (3)	22.868	29.089	40.947	292.683
6.	14:40'44.816	1'33.523 (8)	22.873	29.337	41.313	292.683
7.	14:42'18.339	1'33.830 (10)	22.953	29.389	41.488	290.323
8.	14:43'52.169	1'35.426 (14)	22.971	29.483	42.972	288.770
9.	14:45'27.595	2'14.411 (23)	25.559	45.704	1'03.148	224.532
10.	14:47'42.006	2'39.466 (28)	39.342	48.278	1'11.846	105.058
11.	14:50'21.472	1'46.985 (19)	34.221	30.779	41.985	225.941
12.	14:52'08.457	1'35.625 (15)	23.759	30.099	41.767	288.000
13.	14:53'44.082	1'39.506 (16)	22.966	29.620	46.920	292.683
14.	14:55'23.588	Pit				
		2'19.114 (24)	1'07.001	30.717	41.396	141.732
15.	14:57'42.702	1'33.942 (11)	23.162	29.741	41.039	284.211

AUTOBACS 45th Anniversary presents SUPER GT × DTM Dream Race

16.	14:59'16.644						
		1'33.044	(5)	22.895	29.307	40.842	289.544
17.	15:00'49.688						
		1'33.338	(7)	22.783	29.316	41.239	290.323
18.	15:02'23.026						
		B 1'32.764	(1)	22.898	29.078	40.788	291.105
19.	15:03'55.790						
		2'51.611	(30)	40.289	54.586	1'16.736	198.165
20.	15:06'47.401	Pit					
		2'25.645	(27)	1'09.908	32.986	42.751	136.020
21.	15:09'13.046						
		2'07.578	(22)	24.586	46.239	56.753	224.066
22.	15:11'20.624						
		1'41.554	(17)	29.139	31.124	41.291	221.766
23.	15:13'02.178						
		1'34.544	(13)	23.342	29.833	41.369	277.635
24.	15:14'36.722						
		2'01.414	(21)	23.260	38.624	59.530	281.984
25.	15:16'38.136						
		1'51.437	(20)	33.528	32.895	45.014	229.787
26.	15:18'29.573						
		1'41.936	(18)	23.131	29.476	49.329	287.234
27.	15:20'11.509						
		2'19.424	(25)	35.717	36.951	1'06.756	150.628
28.	15:22'30.933						

SUPER GT×DTM Race 2

2019 / 11 / 24 :



個別ラップ表

Fuji Speedway(4,563m)

Lap	Passing Time	Lap Time	Sec1	Sec2	Sec3	km/h
29.	15:25'10.833	2'39.900 (29)	43.273	53.864	1'02.763	101.218
30.	15:27'34.317	2'23.484 (26)	41.946	51.873	49.665	140.625
31.	15:29'07.986	1'33.669 (9)	22.918	29.634	41.117	279.070

AUTOBACS 45th Anniversary presents SUPER GT × DTM Dream Race

SUPER GT × DTM Race 2

2019 / 11 / 24 :



個別ラップ表

Fuji Speedway(4,563m)

No	99 (Driver1)	Best Time	km/h
Name	Mike Rockenfeller	Total Time	Laps
Team	Akrapovic Audi RS 5 DTM	Average Lap Time	
Type	Audi RS 5 DTM	Today's Rank	
		Today's Top Time	1'31.572 179.387 km/h

Lap	Passing Time	Lap Time	Sec1	Sec2	Sec3	km/h
			24.881	31.393	41.224	223.140
1.	14:33'01.498					
		1'34.568 (12)	23.163	30.017	41.388	288.770
2.	14:34'36.066					
		1'34.038 (9)	23.069	29.705	41.264	284.960
3.	14:36'10.104					
		1'33.606 (4)	23.322	29.563	40.721	276.215
4.	14:37'43.710					
		B 1'33.291 (1)	23.028	29.398	40.865	288.770
5.	14:39'17.001					
		1'33.758 (5)	22.922	29.523	41.313	291.105
6.	14:40'50.759					
		1'34.590 (13)	23.279	29.808	41.503	290.323
7.	14:42'25.349					
		1'33.968 (8)	23.091	29.517	41.360	288.770
8.	14:43'59.317					
		1'34.439 (11)	23.059	29.415	41.965	288.770
9.	14:45'33.756					
		2'14.060 (22)	26.971	43.933	1'03.156	176.759
10.	14:47'47.816					
		2'34.811 (28)	38.891	48.767	1'07.153	94.820
11.	14:50'22.627					
		1'47.610 (20)	33.825	31.357	42.428	232.258
12.	14:52'10.237					
		1'35.305 (14)	23.383	30.168	41.754	276.215
13.	14:53'45.542					
		1'34.388 (10)	23.094	29.853	41.441	293.478
14.	14:55'19.930					
		1'39.910 (17)	23.161	29.824	46.925	288.770
15.	14:56'59.840	Pit				
		2'18.639 (24)	1'05.527	31.696	41.416	134.161

AUTOBACS 45th Anniversary presents SUPER GT × DTM Dream Race

16.	14:59'18.479						
		1'33.786	(6)	23.477	29.610	40.699	270.000
17.	15:00'52.265						
		1'33.337	(2)	23.200	29.391	40.746	284.211
18.	15:02'25.602						
		1'33.473	(3)	23.002	29.476	40.995	288.000
19.	15:03'59.075						
		1'33.873	(7)	23.143	29.749	40.981	269.327
20.	15:05'32.948						
		1'39.022	(16)	24.516	31.320	43.186	215.569
21.	15:07'11.970						
		1'40.228	(18)	24.639	31.515	44.074	208.897
22.	15:08'52.198						
		2'25.562	(25)	35.737	47.235	1'02.590	106.509
23.	15:11'17.760						
		2'26.943	(27)	36.370	48.046	1'02.527	139.896
24.	15:13'44.703						
		2'50.084	(30)	45.599	51.383	1'13.102	111.455
25.	15:16'34.787						
		1'49.237	(21)	34.968	31.846	42.423	226.415
26.	15:18'24.024						
		1'42.617	(19)	23.187	29.560	49.870	278.351
27.	15:20'06.641						
		2'17.402	(23)	33.554	39.097	1'04.751	160.237
28.	15:22'24.043						

SUPER GT×DTM Race 2

2019 / 11 / 24 :



個別ラップ表

Fuji Speedway(4,563m)

Lap	Passing Time	Lap Time	Sec1	Sec2	Sec3	km/h
29.	15:25'04.768	2'40.725 (29)	45.368	53.373	1'01.984	120.670
30.	15:27'31.098	2'26.330 (26)	43.672	50.413	52.245	107.892
31.	15:29'06.898	1'35.800 (15)	23.372	29.983	42.445	278.351

AUTOBACS 45th Anniversary presents SUPER GT × DTM Dream Race

SUPER GT×DTM Race 2

2019 / 11 / 24 :



個別ラップ表

Fuji Speedway(4,563m)

No	1 (Driver1)	Best Time	1'31.864	178.817 km/h
Name	Naoki Yamamoto	Total Time	57'41.774	31 Laps
Team	RAYBRIG NSX-GT	Average Lap Time	1'52.258	
Type	Honda NSX-GT	Today's Rank	2 / 28	
		Today's Top Time	1'31.572	179.387 km/h

Lap	Passing Time	Lap Time	Sec1	Sec2	Sec3	km/h
			23.756	29.629	40.638	224.532
1.	14:32'58.023					
		1'32.549 (6)	22.970	29.084	40.495	290.323
2.	14:34'30.572					
		1'32.229 (3)	22.736	28.867	40.626	291.105
3.	14:36'02.801					
		1'31.978 (2)	22.614	28.739	40.625	295.890
4.	14:37'34.779					
		1'32.340 (4)	22.677	28.873	40.790	294.278
5.	14:39'07.119					
		1'32.521 (5)	22.533	28.965	41.023	295.890
6.	14:40'39.640					
		1'32.712 (7)	22.728	28.917	41.067	295.082
7.	14:42'12.352					
		1'32.778 (9)	22.595	28.905	41.278	295.890
8.	14:43'45.130					
		1'33.649 (12)	22.795	29.144	41.710	295.082
9.	14:45'18.779					
		2'20.036 (24)	28.772	48.223	1'03.041	208.897
10.	14:47'38.815					
		2'42.150 (29)	39.886	48.063	1'14.201	114.772
11.	14:50'20.965					
		1'46.133 (20)	34.913	29.920	41.300	225.470
12.	14:52'07.098					
		1'32.955 (10)	22.689	29.248	41.018	295.082
13.	14:53'40.053					
		1'33.897 (13)	22.765	29.094	42.038	295.890
14.	14:55'13.950					
		1'39.968 (17)	23.081	29.587	47.300	280.519
15.	14:56'53.918	Pit				
		2'21.480 (25)	1'08.812	31.133	41.535	128.725

AUTOBACS 45th Anniversary presents SUPER GT × DTM Dream Race

16.	14:59'15.398						
		1'33.305	(11)	23.166	29.538	40.601	282.723
17.	15:00'48.703						
		1'32.733	(8)	22.775	29.354	40.604	294.278
18.	15:02'21.436						
		B 1'31.864	(1)	22.583	28.769	40.512	294.278
19.	15:03'53.300						
		1'40.792	(18)	22.592	28.933	49.267	295.890
20.	15:05'34.092	Pit					
		3'04.114	(30)	1'11.612	49.759	1'02.743	130.435
21.	15:08'38.206						
		2'30.802	(27)	44.271	45.999	1'00.532	102.467
22.	15:11'09.008						
		1'37.711	(16)	25.569	30.728	41.414	241.611
23.	15:12'46.719						
		1'34.677	(15)	23.429	29.986	41.262	270.677
24.	15:14'21.396						
		2'16.764	(22)	25.033	51.233	1'00.498	285.714
25.	15:16'38.160						
		1'47.182	(21)	33.414	32.063	41.705	226.891
26.	15:18'25.342						
		1'42.520	(19)	23.002	29.497	50.021	291.892
27.	15:20'07.862						
		2'17.132	(23)	33.454	38.637	1'05.041	171.157
28.	15:22'24.994						

SUPER GT×DTM Race 2

2019 / 11 / 24 :



個別ラップ表

Fuji Speedway(4,563m)

Lap	Passing Time	Lap Time	Sec1	Sec2	Sec3	km/h
29.	15:25'05.684	2'40.690 (28)	45.067	54.215	1'01.408	115.016
30.	15:27'31.449	2'25.765 (26)	43.333	50.797	51.635	113.445
31.	15:29'05.774	1'34.325 (14)	23.165	29.548	41.612	291.105

AUTOBACS 45th Anniversary presents SUPER GT × DTM Dream Race

SUPER GT × DTM Race 2

2019 / 11 / 24 :



個別ラップ表

Fuji Speedway(4,563m)

No	3 (Driver1)	Best Time		km/h
Name	Kohei Hirate	Total Time		Laps
Team	CRAFTSPORTS MOTUL GT-R	Average Lap Time		
Type	NISSAN GT-R NISMO GT500	Today's Rank		
		Today's Top Time	1'31.572	179.387 km/h

No	3 (Driver2)	Best Time	1'33.094	176.454 km/h
Name		Total Time	47'18.722	26 Laps
Team	CRAFTSPORTS MOTUL GT-R	Average Lap Time	1'49.496	
Type	NISSAN GT-R NISMO GT500	Today's Rank	10 / 28	
		Today's Top Time	1'31.572	179.387 km/h

Lap	Passing Time	Lap Time	Sec1	Sec2	Sec3	km/h	Driver No
			26.887	31.699	42.718	216.433	2
1.	14:33'05.304						
		1'34.468 (9)	23.376	29.843	41.249	273.418	2
2.	14:34'39.772						
		1'33.319 (2)	22.985	29.278	41.056	288.770	2
3.	14:36'13.091						
		1'33.793 (5)	23.034	29.519	41.240	292.683	2
4.	14:37'46.884						
		1'33.838 (6)	23.084	29.493	41.261	289.544	2
5.	14:39'20.722						
		1'33.994 (8)	23.019	29.329	41.646	289.544	2
6.	14:40'54.716						
		1'33.891 (7)	23.065	29.254	41.572	291.105	2
7.	14:42'28.607						
		1'35.535 (10)	23.122	29.973	42.440	293.478	2
8.	14:44'04.142						
		1'38.058 (15)	23.292	30.239	44.527	288.000	2
9.	14:45'42.200						
		2'12.618 (20)	25.679	43.006	1'03.933	208.494	2
10.	14:47'54.818						
		2'28.738 (24)	36.713	49.854	1'02.171	107.892	2
11.	14:50'23.556						
		1'50.163 (17)	34.273	32.244	43.646	193.896	2
12.	14:52'13.719						
		1'37.800 (14)	23.643	30.632	43.525	270.677	2
13.	14:53'51.519						

AUTOBACS 45th Anniversary presents SUPER GT × DTM Dream Race

14.	14:55'27.071		1'35.552 (11)	23.388	30.216	41.948	288.000	2
15.	14:57'03.205		1'36.134 (13)	23.580	30.426	42.128	272.040	2
16.	14:58'45.689	Pit	1'42.484 (16)	24.128	30.526	47.830	284.211	2
17.	15:01'08.277		2'22.588 (22)	1'10.302	30.732	41.554	128.266	2
18.	15:02'41.750		1'33.473 (3)	23.309	29.169	40.995	281.250	2
19.	15:04'14.844		B 1'33.094 (1)	23.012	29.178	40.904	286.472	2
20.	15:05'48.347		1'33.503 (4)	23.102	29.144	41.257	285.714	2
21.	15:07'39.875	Pit	1'51.528 (18)	27.482	34.678	49.368	223.140	2
22.	15:10'07.713		2'27.838 (23)	1'13.354	31.977	42.507	134.831	2
23.	15:11'43.619		1'35.906 (12)	24.363	30.138	41.405	237.363	2
24.	15:14'00.369		2'16.750 (21)	27.165	50.300	59.285	240.535	2
25.	15:16'37.579		2'37.210 (25)	44.102	51.936	1'01.172	100.746	2
26.	15:18'42.722	Pit	2'05.143 (19)	34.561	32.501	58.081	230.277	2

AUTOBACS 45th Anniversary presents SUPER GT×DTM Dream Race

SUPER GT×DTM Race 2

2019 / 11 / 24 :



個別ラップ表

Fuji Speedway(4,563m)

No	6 (Driver1)	Best Time		km/h
Name	Kazuya Oshima	Total Time		Laps
Team	WAKO'S 4CR LC500	Average Lap Time		
Type	LEXUS LC500	Today's Rank		
		Today's Top Time	1'31.572	179.387 km/h

No	6 (Driver2)	Best Time	1'32.130	178.300 km/h
Name		Total Time	57'47.673	31 Laps
Team	WAKO'S 4CR LC500	Average Lap Time	1'52.183	
Type	LEXUS LC500	Today's Rank	6 / 28	
		Today's Top Time	1'31.572	179.387 km/h

Lap	Passing Time	Lap Time	Sec1	Sec2	Sec3	km/h	Driver No
			27.248	31.702	43.230	201.117	2
1.	14:33'06.180						
		1'35.268 (12)	23.464	30.444	41.360	281.250	2
2.	14:34'41.448						
		1'34.238 (8)	23.045	29.784	41.409	289.544	2
3.	14:36'15.686						
		1'35.061 (11)	24.095	29.857	41.109	294.278	2
4.	14:37'50.747						
		1'32.812 (4)	22.686	29.345	40.781	294.278	2
5.	14:39'23.559						
		1'33.142 (5)	22.708	29.366	41.068	297.521	2
6.	14:40'56.701						
		1'33.792 (6)	22.807	29.721	41.264	297.521	2
7.	14:42'30.493						
		1'34.424 (9)	22.879	29.868	41.677	297.521	2
8.	14:44'04.917						
		1'38.845 (16)	23.228	30.141	45.476	291.892	2
9.	14:45'43.762						
		2'13.132 (23)	26.080	43.323	1'03.729	213.018	2
10.	14:47'56.894						
		2'27.152 (27)	36.996	49.789	1'00.367	133.995	2
11.	14:50'24.046						
		1'48.506 (21)	33.503	32.086	42.917	207.294	2
12.	14:52'12.552						
		1'36.707 (13)	23.471	30.588	42.648	276.923	2
13.	14:53'49.259						

AUTOBACS 45th Anniversary presents SUPER GT × DTM Dream Race

			1'34.578	(10)	22.956	29.874	41.748	295.890	2
14.	14:55'23.837		1'37.263	(15)	23.338	30.755	43.170	290.323	2
15.	14:57'01.100		1'40.927	(17)	23.103	29.872	47.952	290.323	2
16.	14:58'42.027	Pit	2'22.990	(26)	1'10.779	31.258	40.953	141.547	2
17.	15:01'05.017		1'32.626	(3)	22.953	29.169	40.504	288.770	2
18.	15:02'37.643		B 1'32.130	(1)	22.699	29.002	40.429	293.478	2
19.	15:04'09.773		1'32.616	(2)	22.670	29.060	40.886	295.082	2
20.	15:05'42.389		1'41.178	(18)	25.379	32.368	43.431	207.294	2
21.	15:07'23.567		1'42.014	(19)	26.319	32.709	42.986	232.258	2
22.	15:09'05.581		2'18.453	(24)	28.001	48.107	1'02.345	165.391	2
23.	15:11'24.034		2'27.475	(28)	38.490	47.366	1'01.619	142.668	2
24.	15:13'51.509		2'44.449	(29)	45.495	50.448	1'08.506	130.593	2
25.	15:16'35.958		2'20.993	(25)	35.165	32.225	1'13.603	202.247	2
26.	15:18'56.951	Pit							

SUPER GT×DTM Race 2

2019 / 11 / 24 :



個別ラップ表

Fuji Speedway(4,563m)

Lap	Passing Time	Lap Time	Sec1	Sec2	Sec3	km/h	Driver No
27.	15:22'16.314	3'19.363 (30)	1'38.597	37.848	1'02.918	125.581	2
28.	15:23'58.775	1'42.461 (20)	26.528	32.195	43.738	207.294	2
29.	15:25'35.492	1'36.717 (14)	24.435	30.705	41.577	224.532	2
30.	15:27'37.789	2'02.297 (22)	23.829	50.320	48.148	239.468	2
31.	15:29'11.673	1'33.884 (7)	22.949	29.800	41.135	283.465	2

AUTOBACS 45th Anniversary presents SUPER GT × DTM Dream Race

SUPER GT×DTM Race 2

2019 / 11 / 24 :



個別ラップ表

Fuji Speedway(4,563m)

No	8 (Driver1)	Best Time		km/h
Name	Tomoki Nojiri	Total Time		Laps
Team	ARTA NSX-GT	Average Lap Time		
Type	Honda NSX-GT	Today's Rank		
		Today's Top Time	1'31.572	179.387 km/h

No	8 (Driver2)	Best Time	1'32.831	176.954 km/h
Name		Total Time	45'10.856	25 Laps
Team	ARTA NSX-GT	Average Lap Time	1'48.920	
Type	Honda NSX-GT	Today's Rank	8 / 28	
		Today's Top Time	1'31.572	179.387 km/h

Lap	Passing Time	Lap Time	Sec1	Sec2	Sec3	km/h	Driver No
			25.368	30.520	40.880	229.299	2
1.	14:33'00.768						
		1'33.470 (7)	23.117	29.452	40.901	293.478	2
2.	14:34'34.238						
		1'33.350 (5)	23.032	29.319	40.999	294.278	2
3.	14:36'07.588						
		B 1'32.831 (1)	22.832	29.077	40.922	295.082	2
4.	14:37'40.419						
		1'32.983 (2)	22.786	29.202	40.995	295.890	2
5.	14:39'13.402						
		1'33.125 (3)	22.724	29.132	41.269	297.521	2
6.	14:40'46.527						
		1'33.771 (10)	22.803	29.565	41.403	296.703	2
7.	14:42'20.298						
		1'34.454 (12)	23.008	29.554	41.892	295.890	2
8.	14:43'54.752						
		1'35.833 (14)	23.008	29.649	43.176	295.082	2
9.	14:45'30.585						
		2'14.966 (19)	25.971	45.395	1'03.600	201.117	2
10.	14:47'45.551						
		2'36.686 (23)	38.697	48.720	1'09.269	103.152	2
11.	14:50'22.237						
		1'46.814 (18)	33.808	31.167	41.839	227.368	2
12.	14:52'09.051						
		1'34.519 (13)	23.021	29.877	41.621	280.519	2
13.	14:53'43.570						

AUTOBACS 45th Anniversary presents SUPER GT × DTM Dream Race

14.	14:55'17.815		1'34.245 (11)	23.041	29.426	41.778	295.082	2
15.	14:56'57.293	Pit	1'39.478 (16)	22.850	29.329	47.299	294.278	2
16.	14:59'20.969		2'23.676 (20)	1'11.215	30.863	41.598	139.355	2
17.	15:00'54.716		1'33.747 (9)	23.264	29.495	40.988	290.323	2
18.	15:02'28.066		1'33.350 (5)	22.902	29.175	41.273	291.892	2
19.	15:04'01.413		1'33.347 (4)	22.966	29.098	41.283	292.683	2
20.	15:05'35.072		1'33.659 (8)	23.020	29.335	41.304	291.105	2
21.	15:07'12.304		1'37.232 (15)	24.725	30.035	42.472	210.526	2
22.	15:08'53.730		1'41.426 (17)	25.861	31.412	44.153	192.171	2
23.	15:11'18.802		2'25.072 (21)	35.019	47.481	1'02.572	100.279	2
24.	15:13'46.249		2'27.447 (22)	36.619	48.408	1'02.420	140.078	2
25.	15:16'34.856		2'48.607 (24)	44.799	51.534	1'12.274	141.732	2

AUTOBACS 45th Anniversary presents SUPER GT × DTM Dream Race

SUPER GT × DTM Race 2

2019 / 11 / 24 :



個別ラップ表

Fuji Speedway(4,563m)

No	12 (Driver1)	Best Time	km/h
Name	James Rossiter	Total Time	Laps
Team	CALSONIC IMPUL GT-R	Average Lap Time	
Type	NISSAN GT-R NISMO GT500	Today's Rank	
		Today's Top Time	1'31.572 179.387 km/h

No	12 (Driver2)	Best Time	1'34.357	174.092 km/h
Name		Total Time	47'01.590	26 Laps
Team	CALSONIC IMPUL GT-R	Average Lap Time	1'48.819	
Type	NISSAN GT-R NISMO GT500	Today's Rank	15 / 28	
		Today's Top Time	1'31.572	179.387 km/h

Lap	Passing Time	Lap Time	Sec1	Sec2	Sec3	km/h	Driver No
			26.591	31.260	43.241	216.000	2
1.	14:33'05.092						
		1'35.750 (12)	24.037	30.225	41.488	254.118	2
2.	14:34'40.842						
		1'35.161 (6)	23.396	29.661	42.104	284.960	2
3.	14:36'16.003						
		1'35.509 (10)	23.536	29.823	42.150	290.323	2
4.	14:37'51.512						
		1'35.055 (4)	23.824	29.973	41.258	288.000	2
5.	14:39'26.567						
		B 1'34.357 (1)	23.305	29.621	41.431	286.472	2
6.	14:41'00.924						
		1'35.061 (5)	23.374	29.783	41.904	288.000	2
7.	14:42'35.985						
		1'35.037 (2)	23.222	29.875	41.940	287.234	2
8.	14:44'11.022						
		1'38.504 (15)	23.265	29.826	45.413	288.770	2
9.	14:45'49.526						
		2'10.778 (20)	26.984	39.821	1'03.973	211.350	2
10.	14:48'00.304						
		2'24.416 (22)	35.555	49.910	58.951	138.817	2
11.	14:50'24.720						
		1'49.172 (19)	33.672	32.321	43.179	196.721	2
12.	14:52'13.892						
		1'37.284 (14)	23.708	30.573	43.003	284.211	2
13.	14:53'51.176						

AUTOBACS 45th Anniversary presents SUPER GT × DTM Dream Race

14.	14:55'26.648	1'35.472	(8)	23.259	30.289	41.924	290.323	2
15.	14:57'02.248	1'35.600	(11)	23.559	29.970	42.071	284.211	2
16.	14:58'37.750	1'35.502	(9)	23.233	30.078	42.191	288.770	2
17.	15:00'13.066	1'35.316	(7)	23.464	29.929	41.923	286.472	2
18.	15:01'48.845	1'35.779	(13)	23.606	30.134	42.039	284.960	2
19.	15:03'23.882	1'35.037	(2)	23.481	29.676	41.880	286.472	2
20.	15:05'04.247	1'40.365	(17)	23.333	29.617	47.415	287.234	2
21.	15:07'36.252	2'32.005	(24)	1'12.959	34.802	44.244	142.480	2
22.	15:09'15.551	1'39.299	(16)	24.724	31.340	43.235	228.330	2
23.	15:11'27.240	2'11.689	(21)	25.063	45.762	1'00.864	227.848	2
24.	15:13'54.407	2'27.167	(23)	38.076	47.689	1'01.402	126.761	2
25.	15:16'36.547	2'42.140	(25)	45.427	50.527	1'06.186	119.074	2
26.	15:18'25.590	1'49.043	(18)	34.115	31.126	43.802	233.261	2

AUTOBACS 45th Anniversary presents SUPER GT × DTM Dream Race

SUPER GT×DTM Race 2

2019 / 11 / 24 :



個別ラップ表

Fuji Speedway(4,563m)

No	16 (Driver1)	Best Time		km/h
Name	Daisuke Nakajima	Total Time		Laps
Team	MOTUL MUGEN NSX-GT	Average Lap Time		
Type	Honda NSX-GT	Today's Rank		
		Today's Top Time	1'31.572	179.387 km/h

No	16 (Driver2)	Best Time	1'32.277	178.016 km/h
Name		Total Time	57'42.718	31 Laps
Team	MOTUL MUGEN NSX-GT	Average Lap Time	1'52.268	
Type	Honda NSX-GT	Today's Rank	7 / 28	
		Today's Top Time	1'31.572	179.387 km/h

Lap	Passing Time	Lap Time	Sec1	Sec2	Sec3	km/h	Driver No
			24.300	29.984	40.389	212.181	2
1.	14:32'58.673						
		1'32.964 (6)	23.037	29.580	40.347	286.472	2
2.	14:34'31.637						
		1'32.350 (2)	22.788	29.264	40.298	289.544	2
3.	14:36'03.987						
		1'32.449 (3)	22.793	29.092	40.564	291.105	2
4.	14:37'36.436						
		B 1'32.277 (1)	22.666	29.023	40.588	292.683	2
5.	14:39'08.713						
		1'32.651 (4)	22.679	29.042	40.930	292.683	2
6.	14:40'41.364						
		1'32.845 (5)	22.728	29.076	41.041	291.892	2
7.	14:42'14.209						
		1'33.479 (12)	22.737	28.927	41.815	292.683	2
8.	14:43'47.688						
		1'33.362 (9)	22.871	29.310	41.181	292.683	2
9.	14:45'21.050						
		2'18.726 (23)	27.524	48.552	1'02.650	228.814	2
10.	14:47'39.776						
		2'41.330 (29)	39.518	48.306	1'13.506	122.867	2
11.	14:50'21.106						
		1'46.356 (20)	34.318	30.368	41.670	219.512	2
12.	14:52'07.462						
		1'33.110 (7)	22.868	29.314	40.928	288.000	2
13.	14:53'40.572						

AUTOBACS 45th Anniversary presents SUPER GT × DTM Dream Race

		1'33.129	(8)	22.741	29.343	41.045	292.683	2
14.	14:55'13.701	1'33.429	(10)	22.797	29.424	41.208	291.892	2
15.	14:56'47.130	1'33.490	(13)	22.827	29.294	41.369	291.892	2
16.	14:58'20.620	1'38.466	(17)	22.766	29.065	46.635	289.544	2
17.	14:59'59.086	Pit						
18.	15:02'24.251	2'25.165	(24)	1'10.190	32.044	42.931	139.715	2
19.	15:03'58.177	1'33.926	(14)	23.574	29.837	40.515	272.727	2
20.	15:05'31.614	1'33.437	(11)	23.463	29.514	40.460	255.319	2
21.	15:07'09.700	1'38.086	(16)	24.632	31.074	42.380	227.848	2
22.	15:08'50.519	1'40.819	(18)	25.705	30.718	44.396	219.067	2
23.	15:11'16.612	2'26.093	(25)	36.428	47.248	1'02.417	110.769	2
24.	15:13'43.706	2'27.094	(27)	36.785	47.734	1'02.575	125.874	2
25.	15:16'34.434	2'50.728	(30)	45.592	51.319	1'13.817	105.469	2
26.	15:18'22.682	1'48.248	(21)	34.781	31.253	42.214	221.766	2

SUPER GT×DTM Race 2

2019 / 11 / 24 :



個別ラップ表

Fuji Speedway(4,563m)

Lap	Passing Time	Lap Time	Sec1	Sec2	Sec3	km/h	Driver No
27.	15:20'05.820	1'43.138 (19)	23.072	29.420	50.646	287.234	2
28.	15:22'22.886	2'17.066 (22)	33.815	38.689	1'04.562	159.057	2
29.	15:25'03.954	2'41.068 (28)	45.820	52.956	1'02.292	111.455	2
30.	15:27'30.527	2'26.573 (26)	43.319	50.758	52.496	111.801	2
31.	15:29'06.718	1'36.191 (15)	23.538	29.677	42.976	287.234	2

AUTOBACS 45th Anniversary presents SUPER GT × DTM Dream Race

SUPER GT×DTM Race 2

2019 / 11 / 24 :



個別ラップ表

Fuji Speedway(4,563m)

No	17 (Driver1)	Best Time	1'32.120	178.320 km/h
Name	Koudai Tsukakoshi	Total Time	45'09.968	25 Laps
Team	KEIHIN NSX-GT	Average Lap Time	1'48.948	
Type	Honda NSX-GT	Today's Rank	5 / 28	
		Today's Top Time	1'31.572	179.387 km/h

Lap	Passing Time	Lap Time	Sec1	Sec2	Sec3	km/h
			24.519	30.066	40.617	223.602
1.	14:32'59.202					
		1'33.168 (11)	22.930	29.593	40.645	287.234
2.	14:34'32.370					
		1'32.395 (3)	22.670	29.142	40.583	295.890
3.	14:36'04.765					
		1'32.843 (6)	22.850	28.891	41.102	294.278
4.	14:37'37.608					
		1'32.417 (4)	22.602	28.977	40.838	295.082
5.	14:39'10.025					
		1'32.651 (5)	22.645	29.104	40.902	295.082
6.	14:40'42.676					
		1'32.949 (7)	22.732	29.047	41.170	295.082
7.	14:42'15.625					
		1'33.069 (9)	22.661	29.079	41.329	295.890
8.	14:43'48.694					
		1'33.495 (13)	22.712	29.259	41.524	295.890
9.	14:45'22.189					
		2'18.547 (19)	27.410	48.245	1'02.892	219.512
10.	14:47'40.736					
		2'40.633 (23)	39.508	48.268	1'12.857	115.016
11.	14:50'21.369					
		1'44.847 (18)	33.992	29.892	40.963	224.066
12.	14:52'06.216					
		1'33.027 (8)	22.836	29.120	41.071	288.000
13.	14:53'39.243					
		1'33.312 (12)	22.728	29.165	41.419	295.082
14.	14:55'12.555					
		1'33.497 (14)	22.800	29.283	41.414	294.278
15.	14:56'46.052					
		1'40.117 (16)	22.749	29.304	48.064	295.082

AUTOBACS 45th Anniversary presents SUPER GT × DTM Dream Race

16.	14:58'26.169	Pit						
			2'21.439	(20)	1'10.376	30.342	40.721	145.161
17.	15:00'47.608							
			1'33.133	(10)	23.049	29.391	40.693	281.250
18.	15:02'20.741							
		B	1'32.120	(1)	22.663	28.862	40.595	291.892
19.	15:03'52.861							
			1'32.124	(2)	22.477	28.770	40.877	292.683
20.	15:05'24.985							
			1'38.159	(15)	24.082	30.236	43.841	255.924
21.	15:07'03.144							
			1'44.127	(17)	26.174	32.087	45.866	194.595
22.	15:08'47.271							
			2'26.377	(21)	38.041	46.874	1'01.462	126.910
23.	15:11'13.648							
			2'28.223	(22)	37.834	47.878	1'02.511	129.187
24.	15:13'41.871							
			2'52.097	(24)	45.956	51.102	1'15.039	106.090
25.	15:16'33.968							

AUTOBACS 45th Anniversary presents SUPER GT×DTM Dream Race

SUPER GT×DTM Race 2

2019 / 11 / 24 :



個別ラップ表

Fuji Speedway(4,563m)

No	19 (Driver1)	Best Time	km/h
Name	Yuji Kunimoto	Total Time	Laps
Team	WedsSport ADVAN LC500	Average Lap Time	
Type	Lexus LC500	Today's Rank	
		Today's Top Time	1'31.572 179.387 km/h

No	19 (Driver2)	Best Time	1'33.483	175.720 km/h
Name		Total Time	57'47.672	31 Laps
Team	WedsSport ADVAN LC500	Average Lap Time	1'52.270	
Type	Lexus LC500	Today's Rank	14 / 28	
		Today's Top Time	1'31.572	179.387 km/h

Lap	Passing Time	Lap Time	Sec1	Sec2	Sec3	km/h	Driver No
			25.877	31.630	42.060	227.368	2
1.	14:33'03.567						
		1'33.858 (3)	23.261	29.608	40.989	281.250	2
2.	14:34'37.425						
		B 1'33.483 (1)	23.062	29.656	40.765	292.683	2
3.	14:36'10.908						
		1'34.188 (5)	22.974	30.041	41.173	291.892	2
4.	14:37'45.096						
		1'33.517 (2)	22.955	29.505	41.057	295.082	2
5.	14:39'18.613						
		1'33.885 (4)	22.876	29.571	41.438	294.278	2
6.	14:40'52.498						
		1'34.706 (7)	22.821	29.797	42.088	294.278	2
7.	14:42'27.204						
		1'36.561 (16)	23.216	30.232	43.113	295.082	2
8.	14:44'03.765						
		1'37.504 (17)	23.434	30.005	44.065	291.892	2
9.	14:45'41.269						
		2'12.161 (24)	25.485	42.942	1'03.734	212.598	2
10.	14:47'53.430						
		2'30.039 (27)	37.252	49.166	1'03.621	100.840	2
11.	14:50'23.469						
		1'47.554 (21)	33.390	31.468	42.696	229.299	2
12.	14:52'11.023						
		1'35.886 (14)	23.253	30.567	42.066	291.105	2
13.	14:53'46.909						

AUTOBACS 45th Anniversary presents SUPER GT × DTM Dream Race

14.	14:55'22.605		1'35.696 (13)	23.633	29.975	42.088	291.105	2
15.	14:56'57.826		1'35.221 (10)	23.262	30.073	41.886	280.519	2
16.	14:58'32.685		1'34.859 (9)	23.147	29.750	41.962	295.082	2
17.	15:00'08.294		1'35.609 (12)	23.322	30.194	42.093	291.105	2
18.	15:01'43.599		1'35.305 (11)	23.403	30.006	41.896	290.323	2
19.	15:03'17.939		1'34.340 (6)	23.090	29.521	41.729	290.323	2
20.	15:04'58.095	Pit	1'40.156 (18)	23.084	29.700	47.372	291.892	2
21.	15:07'33.358		2'35.263 (28)	1'17.455	34.575	43.233	126.910	2
22.	15:09'13.858		1'40.500 (19)	25.276	32.924	42.300	221.766	2
23.	15:11'25.762		2'11.904 (23)	24.932	45.842	1'01.130	219.512	2
24.	15:13'53.014		2'27.252 (26)	38.242	47.444	1'01.566	136.709	2
25.	15:16'36.350		2'43.336 (29)	45.200	50.862	1'07.274	125.000	2
26.	15:18'59.422	Pit	2'23.072 (25)	34.513	30.732	1'17.827	220.408	2

AUTOBACS 45th Anniversary presents SUPER GT×DTM Dream Race

SUPER GT×DTM Race 2

2019 / 11 / 24 :



個別ラップ表

Fuji Speedway(4,563m)

Lap	Passing Time	Lap Time	Sec1	Sec2	Sec3	km/h	Driver No
27.	15:22'15.897	3'16.475 (30)	1'29.088	44.223	1'03.164	115.261	2
28.	15:23'58.038	1'42.141 (20)	26.349	32.082	43.710	221.766	2
29.	15:25'34.100	1'36.062 (15)	24.345	30.291	41.426	240.000	2
30.	15:27'36.920	2'02.820 (22)	23.977	50.818	48.025	281.250	2
31.	15:29'11.672	1'34.752 (8)	23.606	29.725	41.421	280.519	2

AUTOBACS 45th Anniversary presents SUPER GT × DTM Dream Race

SUPER GT × DTM Race 2

2019 / 11 / 24 :



個別ラップ表

Fuji Speedway(4,563m)

No	23 (Driver1)	Best Time		km/h
Name	Tsugio Matsuda	Total Time		Laps
Team	MOTUL AUTECH GT-R	Average Lap Time		
Type	NISSAN GT-R NISMO GT500	Today's Rank		
		Today's Top Time	1'31.572	179.387 km/h

No	23 (Driver2)	Best Time	1'32.925	176.775 km/h
Name		Total Time	57'45.904	31 Laps
Team	MOTUL AUTECH GT-R	Average Lap Time	1'52.160	
Type	NISSAN GT-R NISMO GT500	Today's Rank	9 / 28	
		Today's Top Time	1'31.572	179.387 km/h

Lap	Passing Time	Lap Time	Sec1	Sec2	Sec3	km/h	Driver No
			25.998	31.387	43.710	225.470	2
1.	14:33'05.095						
		1'36.559 (13)	24.281	30.342	41.936	257.757	2
2.	14:34'41.654						
		1'34.459 (8)	23.375	29.448	41.636	270.000	2
3.	14:36'16.113						
		1'33.256 (2)	22.937	29.295	41.024	293.478	2
4.	14:37'49.369						
		1'33.346 (3)	22.921	29.256	41.169	291.105	2
5.	14:39'22.715						
		1'33.605 (5)	22.936	29.281	41.388	291.105	2
6.	14:40'56.320						
		1'35.055 (10)	23.327	30.040	41.688	291.892	2
7.	14:42'31.375						
		1'34.710 (9)	23.223	29.542	41.945	291.892	2
8.	14:44'06.085						
		1'38.576 (15)	23.163	29.901	45.512	288.770	2
9.	14:45'44.661						
		2'13.700 (22)	25.883	44.189	1'03.628	192.857	2
10.	14:47'58.361						
		2'26.320 (28)	36.098	50.188	1'00.034	124.711	2
11.	14:50'24.681						
		1'48.591 (20)	33.257	32.196	43.138	219.067	2
12.	14:52'13.272						
		1'36.911 (14)	23.650	30.459	42.802	272.727	2
13.	14:53'50.183						

AUTOBACS 45th Anniversary presents SUPER GT × DTM Dream Race

14.	14:55'25.718		1'35.535 (11)	23.501	30.164	41.870	273.418	2
15.	14:57'07.693	Pit	1'41.975 (17)	23.311	29.990	48.674	276.923	2
16.	14:59'28.414		2'20.721 (24)	1'07.932	31.184	41.605	144.000	2
17.	15:01'02.528		1'34.114 (7)	23.407	29.738	40.969	284.211	2
18.	15:02'36.056		1'33.528 (4)	23.096	29.477	40.955	287.234	2
19.	15:04'08.981		B 1'32.925 (1)	22.939	29.127	40.859	288.000	2
20.	15:05'42.982		1'34.001 (6)	22.893	29.207	41.901	288.000	2
21.	15:07'29.526	Pit	1'46.544 (19)	26.660	31.178	48.706	190.141	2
22.	15:09'54.841		2'25.315 (27)	1'09.833	32.830	42.652	132.678	2
23.	15:11'36.507		1'41.666 (16)	23.762	30.312	47.592	264.706	2
24.	15:13'59.145		2'22.638 (25)	32.480	49.608	1'00.550	225.470	2
25.	15:16'37.547		2'38.402 (29)	44.274	52.274	1'01.854	103.152	2
26.	15:18'26.618		1'49.071 (21)	33.882	32.444	42.745	238.411	2

AUTOBACS 45th Anniversary presents SUPER GT×DTM Dream Race

SUPER GT×DTM Race 2

2019 / 11 / 24 :



個別ラップ表

Fuji Speedway(4,563m)

Lap	Passing Time	Lap Time	Sec1	Sec2	Sec3	km/h	Driver No
27.	15:20'10.004	1'43.386 (18)	23.124	29.605	50.657	291.892	2
28.	15:22'28.927	2'18.923 (23)	32.885	38.894	1'07.144	172.249	2
29.	15:25'09.273	2'40.346 (30)	43.102	54.380	1'02.864	118.291	2
30.	15:27'33.980	2'24.707 (26)	41.753	51.335	51.619	146.143	2
31.	15:29'09.904	1'35.924 (12)	24.128	29.323	42.473	287.234	2

AUTOBACS 45th Anniversary presents SUPER GT×DTM Dream Race

SUPER GT×DTM Race 2

2019 / 11 / 24 :



個別ラップ表

Fuji Speedway(4,563m)

No	24 (Driver1)	Best Time		km/h
Name	Mitsunori Takaboshi	Total Time		Laps
Team	REALIZE CORPORATION ADVAN GT-R	Average Lap Time		
Type	NISSAN GT-R NISMO GT500	Today's Rank		
		Today's Top Time	1'31.572	179.387 km/h

No	24 (Driver2)	Best Time	1'33.136	176.374 km/h
Name		Total Time	57'45.997	31 Laps
Team	REALIZE CORPORATION ADVAN GT-R	Average Lap Time	1'52.160	
Type	NISSAN GT-R NISMO GT500	Today's Rank	11 / 28	
		Today's Top Time	1'31.572	179.387 km/h

Lap	Passing Time	Lap Time	Sec1	Sec2	Sec3	km/h	Driver No
			26.803	31.729	42.659	220.859	2
1.	14:33'05.191						
		1'34.891 (7)	23.822	30.004	41.065	286.472	2
2.	14:34'40.082						
		1'33.616 (2)	23.201	29.469	40.946	281.250	2
3.	14:36'13.698						
		1'33.757 (4)	23.225	29.374	41.158	288.000	2
4.	14:37'47.455						
		1'33.624 (3)	23.105	29.454	41.065	288.770	2
5.	14:39'21.079						
		1'33.896 (5)	22.986	29.501	41.409	281.250	2
6.	14:40'54.975						
		1'34.605 (6)	23.176	29.277	42.152	290.323	2
7.	14:42'29.580						
		1'34.960 (8)	23.206	29.825	41.929	290.323	2
8.	14:44'04.540						
		1'38.416 (15)	23.216	30.292	44.908	290.323	2
9.	14:45'42.956						
		2'12.677 (23)	25.824	43.258	1'03.595	201.493	2
10.	14:47'55.633						
		2'28.449 (28)	36.679	50.286	1'01.484	95.660	2
11.	14:50'24.082						
		1'47.769 (20)	33.382	31.338	43.049	204.545	2
12.	14:52'11.851						
		1'37.796 (14)	23.633	30.291	43.872	284.211	2
13.	14:53'49.647						

SUPER GT × DTM Race 2

2019 / 11 / 24 :



個別ラップ表

Fuji Speedway(4,563m)

Lap	Passing Time	Lap Time	Sec1	Sec2	Sec3	km/h	Driver No
27.	15:20'10.690	1'45.190 (19)	23.728	31.029	50.433	283.465	2
28.	15:22'29.590	2'18.900 (24)	33.221	38.649	1'07.030	184.932	2
29.	15:25'10.213	2'40.623 (29)	43.583	54.030	1'03.010	106.299	2
30.	15:27'34.219	2'24.006 (26)	41.702	51.725	50.579	120.000	2
31.	15:29'09.997	1'35.778 (10)	23.489	29.981	42.308	295.082	2

AUTOBACS 45th Anniversary presents SUPER GT×DTM Dream Race

SUPER GT×DTM Race 2

2019 / 11 / 24 :



個別ラップ表

Fuji Speedway(4,563m)

No	36 (Driver1)	Best Time		km/h
Name	Kazuki Nakajima	Total Time		Laps
Team	au TOM'S LC500	Average Lap Time		
Type	LEXUS LC500	Today's Rank		
		Today's Top Time	1'31.572	179.387 km/h

No	36 (Driver2)	Best Time	1'33.248	176.162 km/h
Name		Total Time	47'28.165	26 Laps
Team	au TOM'S LC500	Average Lap Time	1'49.965	
Type	LEXUS LC500	Today's Rank	12 / 28	
		Today's Top Time	1'31.572	179.387 km/h

Lap	Passing Time	Lap Time	Sec1	Sec2	Sec3	km/h	Driver No
			25.267	31.806	41.944	225.000	2
1.	14:33'03.017	1'33.803 (6)	22.992	29.608	41.203	291.105	2
2.	14:34'36.820	1'33.714 (4)	23.000	29.666	41.048	288.770	2
3.	14:36'10.534	1'33.833 (7)	23.069	29.813	40.951	295.082	2
4.	14:37'44.367	1'33.412 (2)	22.789	29.442	41.181	295.082	2
5.	14:39'17.779	1'33.737 (5)	22.863	29.450	41.424	291.105	2
6.	14:40'51.516	1'34.778 (10)	22.883	29.977	41.918	297.521	2
7.	14:42'26.294	1'34.348 (8)	23.160	29.768	41.420	288.770	2
8.	14:44'00.642	1'35.077 (11)	22.935	29.464	42.678	291.892	2
9.	14:45'35.719	2'13.674 (19)	26.198	43.984	1'03.492	190.476	2
10.	14:47'49.393	2'33.371 (24)	38.112	49.032	1'06.227	98.811	2
11.	14:50'22.764	1'49.666 (18)	34.289	31.768	43.609	217.742	2
12.	14:52'12.430	1'36.291 (14)	23.267	30.519	42.505	295.890	2
13.	14:53'48.721						

AUTOBACS 45th Anniversary presents SUPER GT × DTM Dream Race

			1'35.111 (12)	23.103	29.880	42.128	295.082	2
14.	14:55'23.832		1'35.736 (13)	23.261	30.434	42.041	292.683	2
15.	14:56'59.568		1'34.451 (9)	22.979	29.858	41.614	292.683	2
16.	14:58'34.019		1'39.611 (15)	22.935	29.765	46.911	294.278	2
17.	15:00'13.630	Pit	2'24.634 (22)	1'12.110	30.918	41.606	135.169	2
18.	15:02'38.264		B 1'33.248 (1)	22.904	29.592	40.752	291.105	2
19.	15:04'11.512		1'33.600 (3)	23.192	29.401	41.007	277.635	2
20.	15:05'45.112		1'40.247 (16)	25.947	31.536	42.764	193.202	2
21.	15:07'25.359		1'40.887 (17)	25.056	33.022	42.809	242.697	2
22.	15:09'06.246		2'18.623 (21)	27.985	48.509	1'02.129	161.435	2
23.	15:11'24.869		2'27.414 (23)	38.378	47.537	1'01.499	127.962	2
24.	15:13'52.283		2'43.892 (25)	45.259	50.813	1'07.820	112.033	2
25.	15:16'36.175		2'15.990 (20)	33.997	33.696	1'08.297	231.760	2
26.	15:18'52.165	Pit						

AUTOBACS 45th Anniversary presents SUPER GT×DTM Dream Race

SUPER GT×DTM Race 2

2019 / 11 / 24 :



個別ラップ表

Fuji Speedway(4,563m)

No	37 (Driver1)	Best Time	km/h
Name	Ryo Hirakawa	Total Time	Laps
Team	KeePer TOM'S LC500	Average Lap Time	
Type	Lexus LC500	Today's Rank	
		Today's Top Time	1'31.572 179.387 km/h

No	37 (Driver2)	Best Time	1'32.082	178.393 km/h
Name		Total Time	57'43.043	31 Laps
Team	KeePer TOM'S LC500	Average Lap Time	1'52.214	
Type	Lexus LC500	Today's Rank	3 / 28	
		Today's Top Time	1'31.572	179.387 km/h

Lap	Passing Time	Lap Time	Sec1	Sec2	Sec3	km/h	Driver No
			24.803	30.948	40.860	217.742	2
1.	14:33'00.611						
		1'33.963 (10)	23.447	29.745	40.771	291.892	2
2.	14:34'34.574						
		1'33.507 (8)	23.073	29.509	40.925	292.683	2
3.	14:36'08.081						
		1'32.911 (3)	22.775	29.298	40.838	295.082	2
4.	14:37'40.992						
		1'32.988 (4)	22.740	29.313	40.935	296.703	2
5.	14:39'13.980						
		1'33.148 (6)	22.820	29.285	41.043	295.082	2
6.	14:40'47.128						
		1'33.816 (9)	22.801	29.842	41.173	294.278	2
7.	14:42'20.944						
		1'34.043 (11)	22.898	29.527	41.618	295.890	2
8.	14:43'54.987						
		1'35.008 (13)	23.067	29.766	42.175	291.892	2
9.	14:45'29.995						
		2'13.897 (22)	24.841	45.870	1'03.186	232.258	2
10.	14:47'43.892						
		2'37.976 (28)	39.029	48.695	1'10.252	101.599	2
11.	14:50'21.868						
		1'48.216 (20)	34.386	31.102	42.728	226.415	2
12.	14:52'10.084						
		1'35.901 (14)	23.663	30.476	41.762	296.703	2
13.	14:53'45.985						

AUTOBACS 45th Anniversary presents SUPER GT × DTM Dream Race

			1'36.347 (15)	23.224	30.126	42.997	291.105	2
14.	14:55'22.332		1'40.222 (17)	23.110	29.907	47.205	288.770	2
15.	14:57'02.554	Pit	2'23.097 (24)	1'11.361	30.742	40.994	135.678	2
16.	14:59'25.651		1'33.009 (5)	23.150	29.415	40.444	281.984	2
17.	15:00'58.660		B 1'32.082 (1)	22.740	28.963	40.379	288.000	2
18.	15:02'30.742		1'32.253 (2)	22.643	28.968	40.642	291.105	2
19.	15:04'02.995		1'33.204 (7)	22.824	29.140	41.240	291.892	2
20.	15:05'36.199		1'37.716 (16)	24.682	30.470	42.564	213.018	2
21.	15:07'13.915		1'40.569 (18)	24.863	31.694	44.012	224.532	2
22.	15:08'54.484		2'25.753 (26)	35.052	47.703	1'02.998	99.265	2
23.	15:11'20.237		2'26.903 (27)	35.877	48.577	1'02.449	152.113	2
24.	15:13'47.140		2'48.023 (30)	44.639	51.992	1'11.392	107.356	2
25.	15:16'35.163		1'50.027 (21)	34.844	32.746	42.437	229.299	2
26.	15:18'25.190							

SUPER GT×DTM Race 2

2019 / 11 / 24 :



個別ラップ表

Fuji Speedway(4,563m)

Lap	Passing Time	Lap Time	Sec1	Sec2	Sec3	km/h	Driver No
27.	15:20'08.618	1'43.428 (19)	23.464	29.956	50.008	288.000	2
28.	15:22'25.885	2'17.267 (23)	33.688	38.324	1'05.255	169.014	2
29.	15:25'06.346	2'40.461 (29)	45.100	54.242	1'01.119	94.077	2
30.	15:27'32.043	2'25.697 (25)	43.283	51.020	51.394	106.825	2
31.	15:29'07.043	1'35.000 (12)	23.312	29.585	42.103	267.327	2

AUTOBACS 45th Anniversary presents SUPER GT×DTM Dream Race

SUPER GT×DTM Race 2

2019 / 11 / 24 :



個別ラップ表

Fuji Speedway(4,563m)

No	38 (Driver1)	Best Time		km/h
Name	Hiroaki Ishiura	Total Time		Laps
Team	ZENT CERUMO LC500	Average Lap Time		
Type	LEXUS LC500	Today's Rank		
		Today's Top Time	1'31.572	179.387 km/h

No	38 (Driver2)	Best Time	1'32.084	178.389 km/h
Name		Total Time	47'32.076	26 Laps
Team	ZENT CERUMO LC500	Average Lap Time	1'50.154	
Type	LEXUS LC500	Today's Rank	4 / 28	
		Today's Top Time	1'31.572	179.387 km/h

Lap	Passing Time	Lap Time	Sec1	Sec2	Sec3	km/h	Driver No
			25.605	31.379	41.224	222.680	2
1.	14:33'02.208						
		1'34.243 (10)	22.998	29.955	41.290	287.234	2
2.	14:34'36.451						
		1'33.761 (9)	22.960	29.707	41.094	288.770	2
3.	14:36'10.212						
		1'32.835 (3)	22.937	29.028	40.870	296.703	2
4.	14:37'43.047						
		1'33.087 (6)	22.757	29.348	40.982	295.890	2
5.	14:39'16.134						
		1'33.452 (7)	22.835	29.403	41.214	295.890	2
6.	14:40'49.586						
		1'32.972 (5)	22.850	29.193	40.929	291.892	2
7.	14:42'22.558						
		1'33.460 (8)	22.921	29.367	41.172	294.278	2
8.	14:43'56.018						
		1'37.104 (14)	22.765	29.522	44.817	293.478	2
9.	14:45'33.122						
		2'14.119 (19)	26.933	43.542	1'03.644	181.208	2
10.	14:47'47.241						
		2'35.154 (24)	38.935	48.096	1'08.123	99.448	2
11.	14:50'22.395						
		1'49.445 (18)	34.398	31.496	43.551	224.066	2
12.	14:52'11.840						
		1'35.655 (13)	23.261	30.742	41.652	297.521	2
13.	14:53'47.495						

AUTOBACS 45th Anniversary presents SUPER GT × DTM Dream Race

			1'35.427 (12)	23.285	30.159	41.983	289.544	2
14.	14:55'22.922		1'40.915 (16)	23.280	30.143	47.492	280.519	2
15.	14:57'03.837	Pit	2'22.613 (22)	1'10.672	30.834	41.107	137.056	2
16.	14:59'26.450		1'32.926 (4)	23.299	29.321	40.306	284.211	2
17.	15:00'59.376		B 1'32.084 (1)	22.785	28.866	40.433	291.892	2
18.	15:02'31.460		1'32.149 (2)	22.674	28.947	40.528	291.892	2
19.	15:04'03.609		1'34.927 (11)	22.893	29.335	42.699	279.793	2
20.	15:05'38.536		1'43.618 (17)	27.837	32.824	42.957	223.140	2
21.	15:07'22.154		1'40.222 (15)	24.665	31.383	44.174	248.848	2
22.	15:09'02.376		2'20.193 (20)	29.694	47.632	1'02.867	140.260	2
23.	15:11'22.569		2'26.828 (23)	35.898	49.064	1'01.866	123.147	2
24.	15:13'49.397		2'46.215 (25)	44.589	51.842	1'09.784	93.831	2
25.	15:16'35.612		2'20.464 (21)	34.838	33.759	1'11.867	225.470	2
26.	15:18'56.076	Pit						

AUTOBACS 45th Anniversary presents SUPER GT×DTM Dream Race

SUPER GT×DTM Race 2

2019 / 11 / 24 :



個別ラップ表

Fuji Speedway(4,563m)

No	39 (Driver1)	Best Time		km/h
Name	Heikki Kovalainen	Total Time		Laps
Team	DENSO KOBELCO SARD LC500	Average Lap Time		
Type	Lexus LC500	Today's Rank		
		Today's Top Time	1'31.572	179.387 km/h

No	39 (Driver2)	Best Time	1'33.475	175.735 km/h
Name		Total Time	57'47.312	31 Laps
Team	DENSO KOBELCO SARD LC500	Average Lap Time	1'52.208	
Type	Lexus LC500	Today's Rank	13 / 28	
		Today's Top Time	1'31.572	179.387 km/h

Lap	Passing Time	Lap Time	Sec1	Sec2	Sec3	km/h	Driver No
						220.408	2
1.	14:33'05.067						
		1'34.055 (5)	23.358	29.807	40.890	288.770	2
2.	14:34'39.122						
		B 1'33.475 (1)	23.077			295.082	2
3.	14:36'12.597						
		1'33.798 (4)	23.122	29.351	41.325	295.082	2
4.	14:37'46.395						
		1'33.725 (3)	23.038	29.356	41.331	295.082	2
5.	14:39'20.120						
		1'33.498 (2)	22.904	29.162	41.432	295.082	2
6.	14:40'53.618						
		1'34.555 (6)	22.952	29.443	42.160	295.890	2
7.	14:42'28.173						
		1'35.385 (11)	22.994	29.988	42.403	298.343	2
8.	14:44'03.558						
		1'37.197 (16)	23.140	29.754	44.303	292.683	2
9.	14:45'40.755						
		2'11.704 (23)	24.900	43.179	1'03.625	226.415	2
10.	14:47'52.459						
		2'30.700 (27)	37.657	48.801	1'04.242	103.053	2
11.	14:50'23.159						
		1'50.117 (21)	34.061	31.907	44.149	201.869	2
12.	14:52'13.276						
		1'36.439 (14)	23.930	30.108	42.401	276.215	2
13.	14:53'49.715						

AUTOBACS 45th Anniversary presents SUPER GT × DTM Dream Race

14.	14:55'24.574		1'34.859 (10)	23.341	29.747	41.771	283.465	2
15.	14:57'00.393		1'35.819 (12)	23.249	30.101	42.469	288.000	2
16.	14:58'35.119		1'34.726 (8)	23.121	29.634	41.971	294.278	2
17.	15:00'09.901		1'34.782 (9)	23.051	29.625	42.106	294.278	2
18.	15:01'50.410	Pit	1'40.509 (18)	23.122	29.762	47.625	291.892	2
19.	15:04'36.943		2'46.533 (29)	1'34.478	30.743	41.312	135.678	2
20.	15:06'12.966		1'36.023 (13)	23.614	29.814	42.595	282.723	2
21.	15:08'12.459		1'59.493 (22)	28.182	48.529	42.782	223.602	2
22.	15:09'49.738		1'37.279 (17)	24.118	30.749	42.412	254.717	2
23.	15:11'32.210		1'42.472 (20)	24.665	30.759	47.048	219.959	2
24.	15:13'57.000		2'24.790 (26)	35.652	47.716	1'01.422	166.667	2
25.	15:16'36.931		2'39.931 (28)	44.868	51.016	1'04.047	104.247	2
26.	15:18'58.229	Pit	2'21.298 (24)	33.986	31.458	1'15.854	234.783	2

SUPER GT×DTM Race 2

2019 / 11 / 24 :



個別ラップ表

Fuji Speedway(4,563m)

Lap	Passing Time	Lap Time	Sec1	Sec2	Sec3	km/h	Driver No
27.	15:21'54.029	2'55.800 (30)	1'25.506	45.377	44.917	119.205	2
28.	15:23'31.109	1'37.080 (15)	24.645	30.800	41.635	227.848	2
29.	15:25'13.499	1'42.390 (19)	23.511	29.881	48.998	266.010	2
30.	15:27'36.728	2'23.229 (25)	42.508	51.828	48.893	120.133	2
31.	15:29'11.312	1'34.584 (7)	23.387	29.582	41.615	292.683	2

AUTOBACS 45th Anniversary presents SUPER GT × DTM Dream Race

SUPER GT×DTM Race 2

2019 / 11 / 24 :



個別ラップ表

Fuji Speedway(4,563m)

No	64 (Driver1)	Best Time		km/h
Name	Narain Karthikeyan	Total Time		Laps
Team	Modulo Epon NSX-GT	Average Lap Time		
Type	Honda NSX-GT	Today's Rank		
		Today's Top Time	1'31.572	179.387 km/h

No	64 (Driver2)	Best Time	1'31.572	179.387 km/h
Name		Total Time	57'38.362	31 Laps
Team	Modulo Epon NSX-GT	Average Lap Time	1'52.165	
Type	Honda NSX-GT	Today's Rank	1 / 28	
		Today's Top Time	1'31.572	179.387 km/h

Lap	Passing Time	Lap Time	Sec1	Sec2	Sec3	km/h	Driver No	
			23.494	29.376	40.541	219.959	2	
1.	14:32'57.411							
		B 1'31.572	(1)	22.656	28.669	40.247	291.892	2
2.	14:34'28.983							
		1'32.054	(2)	22.762	28.851	40.441	295.082	2
3.	14:36'01.037							
		1'32.201	(3)	22.657	28.817	40.727	295.890	2
4.	14:37'33.238							
		1'32.614	(6)	22.737	28.861	41.016	295.082	2
5.	14:39'05.852							
		1'32.438	(5)	22.637	28.737	41.064	295.082	2
6.	14:40'38.290							
		1'32.893	(8)	22.713	29.052	41.128	295.082	2
7.	14:42'11.183							
		1'33.215	(10)	22.848	29.051	41.316	295.082	2
8.	14:43'44.398							
		1'33.761	(14)	22.786	29.321	41.654	295.082	2
9.	14:45'18.159							
		2'18.618	(23)	27.621	48.662	1'02.335	216.867	2
10.	14:47'36.777							
		2'43.903	(29)	40.461	47.872	1'15.570	120.805	2
11.	14:50'20.680							
		1'44.607	(20)	34.400	29.319	40.888	225.000	2
12.	14:52'05.287							
		1'33.248	(11)	22.825	29.182	41.241	293.478	2
13.	14:53'38.535							

AUTOBACS 45th Anniversary presents SUPER GT × DTM Dream Race

14.	14:55'11.995	1'33.460 (12)	22.815	29.147	41.498	293.478	2	
15.	14:56'45.534	1'33.539 (13)	22.972	29.276	41.291	294.278	2	
16.	14:58'24.222	Pit	1'38.688 (16)	22.895	29.067	46.726	294.278	2
17.	15:00'45.394	2'21.172 (24)	1'09.340	30.612	41.220	146.341	2	
18.	15:02'18.515	1'33.121 (9)	23.052	29.245	40.824	291.105	2	
19.	15:03'50.760	1'32.245 (4)	22.764	28.967	40.514	292.683	2	
20.	15:05'23.447	1'32.687 (7)	22.662	28.955	41.070	292.683	2	
21.	15:07'02.694	1'39.247 (17)	22.922	32.434	43.891	292.683	2	
22.	15:08'44.736	1'42.042 (18)	25.467	31.920	44.655	224.532	2	
23.	15:11'12.487	2'27.751 (26)	39.637	46.806	1'01.308	113.565	2	
24.	15:13'40.764	2'28.277 (27)	37.872	47.819	1'02.586	126.021	2	
25.	15:16'33.830	2'53.066 (30)	46.303	50.958	1'15.805	103.547	2	
26.	15:18'19.422	1'45.592 (21)	34.940	29.764	40.888	227.368	2	

AUTOBACS 45th Anniversary presents SUPER GT×DTM Dream Race

SUPER GT×DTM Race 2

2019 / 11 / 24 :



個別ラップ表

Fuji Speedway(4,563m)

Lap	Passing Time	Lap Time	Sec1	Sec2	Sec3	km/h	Driver No
27.	15:20'03.229	1'43.807 (19)	23.035	30.000	50.772	291.105	2
28.	15:22'19.916	2'16.687 (22)	33.905	37.987	1'04.795	162.651	2
29.	15:25'00.745	2'40.829 (28)	45.643	52.861	1'02.325	102.759	2
30.	15:27'28.196	2'27.451 (25)	42.578	50.874	53.999	113.089	2
31.	15:29'02.362	1'34.166 (15)	23.495	29.778	40.893	268.657	2