

Circuit Ricardo Tormo

EURONASCAR PRO

Race - 2

Provisional Results

Clas	Nº	Driver	Nat	Cat	Cls	Team	Nat	Vehicle	Laps	Total Time	Gap	Interval	Km/h	Best	Time	Km/h
1	56	Rocca Nicolo	ITA			CAAL Racing	ITA	Ford Mustang	18	39:22.595			109.8	8	1:43.031	139.9
2	46	Iannetta Romain	FRA			Marko Stipp Motorsport	DEU	Chevrolet Camaro	18	39:23.151	0.556	0.556	109.8	7	1:43.292	139.5
3	64	Graff Alexander	SWE			Speedhouse	FRA	Ford Mustang	18	39:23.386	0.791	0.235	109.8	7	1:42.948	140.0
4	24 *	Day Alon	ISR			PK Carsport	BEL	Chevrolet Camaro	18	39:25.238	2.643	1.852	109.7	6	1:42.598	140.5
5	14	Goossens Marc	BEL			Speedhouse	FRA	Ford Mustang	18	39:25.424	2.829	0.186	109.7	9	1:43.600	139.1
6	54 *	Ercoli Gianmarco	ITA			CAAL Racing	ITA	Chevrolet Camaro	18	39:25.623	3.028	0.199	109.7	9	1:42.525	140.6
7	3	Gabillon Frederic	FRA			RDV Competition	FRA	EuroNASCAR FJ	18	39:26.132	3.537	0.509	109.6	7	1:43.557	139.2
8	50	Dauenhauer Tobias	DEU	Junior	1	Hendriks Motorsport	NLD	Ford Mustang	18	39:27.145	4.550	1.013	109.6	9	1:43.534	139.2
9	69	Bleekemolen Sebastiaan	NLD			Team Bleekemolen	NLD	Ford Mustang	18	39:29.004	6.409	1.859	109.5	9	1:43.936	138.7
10	88	Lanza Massimiliano	ITA	Chal	1	CAAL Racing	ITA	Chevrolet Camaro	18	39:30.072	7.477	1.068	109.5	10	1:44.108	138.4
11	38	Grinbergas Gustas	LIT	Junior	2	Buggyra ZM-MFT Racing	ARE	Ford Mustang	18	39:30.589	7.994	0.517	109.4	11	1:44.611	137.8
12	47	Colavita Leonardo	ITA	Junior	3	Racers Motorsport	ITA	Chevrolet Camaro	18	39:32.499	9.904	1.910	109.3	10	1:44.508	137.9
13	29	Koloc Aliyyah	ARE	Junior	4	Buggyra ZM-MFT Racing	ARE	Ford Mustang	18	39:33.387	10.792	0.888	109.3	7	1:46.191	135.7
14	1	Krasonis Thomas	GRC	Junior	5	Academy Motorsport / Alex Caffi Motorsport	ITA	Ford Mustang	18	39:34.080	11.485	0.693	109.3	10	1:44.587	137.8
15	7 *	Doubek Martin	CZE	Chal	2	Hendriks Motorsport	NLD	Ford Mustang	18	39:34.465	11.870	0.385	109.2	9	1:43.730	138.9
16	23	Tuomaala Henri	FIN	Chal	3	Team Bleekemolen	NLD	Chevrolet Camaro	18	39:34.937	12.342	0.472	109.2	6	1:45.746	136.3
17	58 *	Luhr Lucas	DEU			Racingfuel Motorsport	CHE	Chevrolet Camaro	18	39:36.369	13.774	1.432	109.2	8	1:43.839	138.8
18	18 *	Maggi Giorgio	CHE	Junior	6	Race Art Technology	CHE	Toyota Camry	18	39:37.477	14.882	1.108	109.1	7	1:43.570	139.2
19	90	Gabossi Nicolò	ITA	Chal	4	Not Only Motorsport	ITA	Chevrolet Camaro	18	39:38.234	15.639	0.757	109.1	8	1:46.178	135.7
20	44	Rautjarvi Jonne	FIN	Junior	7	Team Bleekemolen	NLD	Chevrolet Camaro	18	39:38.364	15.769	0.130	109.1	8	1:46.719	135.1
21	17	Manfre Bernardo	ITA	Chal	5	MK1 Racing - RaceArt Technology	ITA	Shadow DNM8	18	39:43.152	20.557	4.788	108.8	10	1:46.045	135.9
22	48 *	Sokolovskiy Yevgen	UKR	Chal	6	Marko Stipp Motorsport	DEU	Chevrolet Camaro	18	39:43.822	21.227	0.670	108.8	9	1:44.656	137.7
23	5 *	Lemarie Patrick	FRA			Academy Motorsport / Alex Caffi Motorsport	ITA	EuroNASCAR FJ	18	39:44.976	22.381	1.154	108.8	13	1:43.177	139.7
24	8	Caso Dario	ITA	Chal	7	Racers Motorsport	ITA	Chevrolet Camaro	17	39:43.499	1 Lap	1 Lap	102.8	10	1:45.940	136.0
25	16	Cappelli Claudio Remigio	ITA	Chal	8	MK1 Racing - RaceArt Technology	ITA	Shadow DNM8	12	26:14.459	6 Laps	5 Laps	109.8	9	1:44.523	137.9
26	72	Waden Ian Eric	FIN	Chal	9	Team Bleekemolen	NLD	Ford Mustang	11	24:57.153	7 Laps	1 Lap	105.9	8	1:46.269	135.6
27	4 *	Panagiotis Yannick	FRA	Chal	10	Panasport	FRA	Ford Mustang	10	23:08.299	8 Laps	1 Lap	103.8	8	1:46.865	134.9
28	55	Armetta Fabrizio	ITA	Chal	11	The Club Motorsport	ITA	Chevrolet Camaro	7	17:26.069	11 Laps	3 Laps	96.4	6	1:45.595	136.5
29	2	Monti Federico	ITA	Chal	12	Academy Motorsport / Alex Caffi Motorsport	ITA	EuroNASCAR FJ	7	17:45.777	11 Laps	19.708	94.6	6	1:47.793	133.7
0	65	Romagnoli Riccardo	ITA	Chal	13	The Club Motorsport	ITA	Chevrolet Camaro								

Fastest lap Ercoli Gianmarco in 1:42.525 at 140.6 Km/h in lap 9

\* PENALTIES

CAR #4 10 SECONDS PENALTY - DUE RESTARTING PROCEDURE

CAR #5 10 SECONDS PENALTY - DUE RESTARTING PROCEDURE & 10 SECONDS PENALTY - DUE RESTARTING PROCEDURE

CAR #7 10 SECONDS PENALTY - DUE RESTARTING PROCEDURE

CAR #18 10 SECONDS PENALTY - DUE RESTARTING PROCEDURE

CAR #48 10 SECONDS PENALTY - DUE RESTARTING PROCEDURE

CAR #54 5 SECONDS PENALTY - DUE TRACK LIMITS

CAR #58 10 SECONDS PENALTY - DUE RESTARTING PROCEDURE

CAR #24 5 SECONDS PENALTY - DUE JUMP RESTART

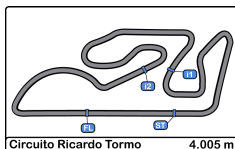
Published at:.....

Track Temp: 41.6 °C Air Temp: 28.3 °C Humidity: 37 % Track Status: DRY

Stewards:

Race Director:

Timekeeper:



Circuito Ricardo Tormo

EURONASCAR PRO

Race - 2

Provisional Results by Category

Clas	Nº	Driver	Nat	Cat	Cls	Team	Nat	Vehicle	Laps	Total Time	Gap	Interval	Km/h	Best	Time	Km/h
1	56	Rocca Nicolo	ITA			CAAL Racing	ITA	Ford Mustang	18	39:22.595			109.8	8	1:43.031	139.9
2	46	Iannetta Romain	FRA			Marko Stipp Motorsport	DEU	Chevrolet Camaro	18	39:23.151	0.556	0.556	109.8	7	1:43.292	139.5
3	64	Graff Alexander	SWE			Speedhouse	FRA	Ford Mustang	18	39:23.386	0.791	0.235	109.8	7	1:42.948	140.0
4	24 *	Day Alon	ISR			PK Carsport	BEL	Chevrolet Camaro	18	39:25.238	2.643	1.852	109.7	6	1:42.598	140.5
5	14	Goossens Marc	BEL			Speedhouse	FRA	Ford Mustang	18	39:25.424	2.829	0.186	109.7	9	1:43.600	139.1
6	54 *	Ercoli Gianmarco	ITA			CAAL Racing	ITA	Chevrolet Camaro	18	39:25.623	3.028	0.199	109.7	9	1:42.525	140.6
7	3	Gabillon Frederic	FRA			RDV Competition	FRA	EuroNASCAR FJ	18	39:26.132	3.537	0.509	109.6	7	1:43.557	139.2
8	69	Bleekemolen Sebastiaan	NLD			Team Bleekemolen	NLD	Ford Mustang	18	39:29.004	6.409	2.872	109.5	9	1:43.936	138.7
9	58 *	Luhr Lucas	DEU			Racingfuel Motorsport	CHE	Chevrolet Camaro	18	39:36.369	13.774	7.365	109.2	8	1:43.839	138.8
10	5 *	Lemarie Patrick	FRA			Academy Motorsport / Alex Caffi Motorsport	ITA	EuroNASCAR FJ	18	39:44.976	22.381	8.607	108.8	13	1:43.177	139.7

Junior

1	50	Dauenhauer Tobias	DEU	Junior	1	Hendriks Motorsport	NLD	Ford Mustang	18	39:27.145			109.6	9	1:43.534	139.2
2	38	Grinbergas Gustas	LIT	Junior	2	Buggyra ZM-MFT Racing	AZE	Ford Mustang	18	39:30.589	3.444	3.444	109.4	11	1:44.611	137.8
3	47	Colavita Leonardo	ITA	Junior	3	Racers Motorsport	ITA	Chevrolet Camaro	18	39:32.499	5.354	1.910	109.3	10	1:44.508	137.9
4	29	Koloc Aliyyah	AZE	Junior	4	Buggyra ZM-MFT Racing	AZE	Ford Mustang	18	39:33.387	6.242	0.888	109.3	7	1:46.191	135.7
5	1	Krasonis Thomas	GRC	Junior	5	Academy Motorsport / Alex Caffi Motorsport	ITA	Ford Mustang	18	39:34.080	6.935	0.693	109.3	10	1:44.587	137.8
6	18 *	Maggi Giorgio	CHE	Junior	6	Race Art Technology	CHE	Toyota Camry	18	39:37.477	10.332	3.397	109.1	7	1:43.570	139.2
7	44	Rautjarvi Jonne	FIN	Junior	7	Team Bleekemolen	NLD	Chevrolet Camaro	18	39:38.364	11.219	0.887	109.1	8	1:46.719	135.1

Chal

1	88	Lanza Massimiliano	ITA	Chal	1	CAAL Racing	ITA	Chevrolet Camaro	18	39:30.072			109.5	10	1:44.108	138.4
2	7 *	Doubek Martin	CZE	Chal	2	Hendriks Motorsport	NLD	Ford Mustang	18	39:34.465	4.393	4.393	109.2	9	1:43.730	138.9
3	23	Tuomaala Henri	FIN	Chal	3	Team Bleekemolen	NLD	Chevrolet Camaro	18	39:34.937	4.865	0.472	109.2	6	1:45.746	136.3
4	90	Gabossi Nicolò	ITA	Chal	4	Not Only Motorsport	ITA	Chevrolet Camaro	18	39:38.234	8.162	3.297	109.1	8	1:46.178	135.7
5	17	Manfre Bernardo	ITA	Chal	5	MK1 Racing - RaceArt Technology	ITA	Shadow DNM8	18	39:43.152	13.080	4.918	108.8	10	1:46.045	135.9
6	48 *	Sokolovskiy Yevgen	UKR	Chal	6	Marko Stipp Motorsport	BEL	Chevrolet Camaro	18	39:43.822	13.750	0.670	108.8	9	1:44.656	137.7
7	8	Caso Dario	ITA	Chal	7	Racers Motorsport	ITA	Chevrolet Camaro	17	39:43.499	1 Lap	1 Lap	102.8	10	1:45.940	136.0
8	16	Cappelli Claudio Remigio	ITA	Chal	8	MK1 Racing - RaceArt Technology	ITA	Shadow DNM8	12	26:14.459	6 Laps	5 Laps	109.8	9	1:44.523	137.9
9	72	Waden Ian Eric	FIN	Chal	9	Team Bleekemolen	NLD	Ford Mustang	11	24:57.153	7 Laps	1 Lap	105.9	8	1:46.269	135.6
10	4 *	Panagiotis Yannick	FRA	Chal	10	Panasport	FRA	Ford Mustang	10	23:08.299	8 Laps	1 Lap	103.8	8	1:46.865	134.9
11	55	Armetta Fabrizio	ITA	Chal	11	The Club Motorsport	ITA	Chevrolet Camaro	7	17:26.069	11 Laps	3 Laps	96.4	6	1:45.595	136.5
12	2	Monti Federico	ITA	Chal	12	Academy Motorsport / Alex Caffi Motorsport	ITA	EuroNASCAR FJ	7	17:45.777	11 Laps	19.708	94.6	6	1:47.793	133.7
13	65	Romagnoli Riccardo	ITA	Chal	13	The Club Motorsport	ITA	Chevrolet Camaro								

Fastest lap Ercoli Gianmarco in 1:42.525 at 140.6 Km/h in lap 9

\* PENALTIES

CAR #4 10 SECONDS PENALTY - DUE RESTARTING PROCEDURE

CAR #5 10 SECONDS PENALTY - DUE RESTARTING PROCEDURE & 10 SECONDS PENALTY - DUE RESTARTING PROCEDURE

CAR #7 10 SECONDS PENALTY - DUE RESTARTING PROCEDURE

CAR #18 10 SECONDS PENALTY - DUE RESTARTING PROCEDURE

CAR #48 10 SECONDS PENALTY - DUE RESTARTING PROCEDURE

CAR #54 5 SECONDS PENALTY - DUE TRACK LIMITS

CAR #58 10 SECONDS PENALTY - DUE RESTARTING PROCEDURE

CAR #24 5 SECONDS PENALTY - DUE JUMP RESTART

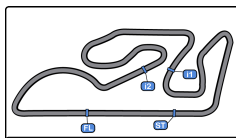
Published at:.....

Track Temp: 41.6 °C Air Temp: 28.3 °C Humidity: 37 % Track Status: DRY

Stewards:

Race Director:

Timekeeper:



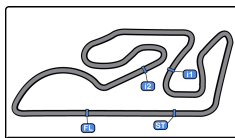
Circuito Ricardo Tormo

EURONASCAR PRO

Race - 2

Provisional Classification by Driver Fastest Lap

Clas	Nº	Driver	Nat	Cat	Clas	Team	Nat	Vehicle	Laps	Best	Time	Gap	Interval	Km/h
1	54	Ercoli Gianmarco	ITA			CAAL Racing	ITA	Chevrolet Camaro	18	9	1:42.525			140.6
2	24	Day Alon	ISR			PK Carsport	BEL	Chevrolet Camaro	18	6	1:42.598	0.073	0.073	140.5
3	64	Graff Alexander	SWE			Speedhouse	FRA	Ford Mustang	18	7	1:42.948	0.423	0.350	140.0
4	56	Rocca Nicolo	ITA			CAAL Racing	ITA	Ford Mustang	18	8	1:43.031	0.506	0.083	139.9
5	5	Lemarie Patrick	FRA			Academy Motorsport / Alex Caffi Motorsport	ITA	EuroNASCAR FJ	18	13	1:43.177	0.652	0.146	139.7
6	46	Iannetta Romain	FRA			Marko Stipp Motorsport	DEU	Chevrolet Camaro	18	7	1:43.292	0.767	0.115	139.5
7	50	Dauenhauer Tobias	DEU	Junior	1	Hendriks Motorsport	NLD	Ford Mustang	18	9	1:43.534	1.009	0.242	139.2
8	3	Gabillon Frederic	FRA			RDV Competition	FRA	EuroNASCAR FJ	18	7	1:43.557	1.032	0.023	139.2
9	18	Maggi Giorgio	CHE	Junior	2	Race Art Technology	CHE	Toyota Camry	18	7	1:43.570	1.045	0.013	139.2
10	14	Goossens Marc	BEL			Speedhouse	FRA	Ford Mustang	18	9	1:43.600	1.075	0.030	139.1
11	7	Doubek Martin	CZE	Chal	1	Hendriks Motorsport	NLD	Ford Mustang	18	9	1:43.730	1.205	0.130	138.9
12	58	Luhr Lucas	DEU			Racingfuel Motorsport	CHE	Chevrolet Camaro	18	8	1:43.839	1.314	0.109	138.8
13	69	Bleekemolen Sebastiaan	NLD			Team Bleekemolen	NLD	Ford Mustang	18	9	1:43.936	1.411	0.097	138.7
14	88	Lanza Massimiliano	ITA	Chal	2	CAAL Racing	ITA	Chevrolet Camaro	18	10	1:44.108	1.583	0.172	138.4
15	47	Colavita Leonardo	ITA	Junior	3	Racers Motorsport	ITA	Chevrolet Camaro	18	10	1:44.508	1.983	0.400	137.9
16	16	Cappelli Claudio Remigio	ITA	Chal	3	MK1 Racing - RaceArt Technology	ITA	Shadow DNM8	12	9	1:44.523	1.998	0.015	137.9
17	1	Krasonis Thomas	GRC	Junior	4	Academy Motorsport / Alex Caffi Motorsport	ITA	Ford Mustang	18	10	1:44.587	2.062	0.064	137.8
18	38	Grinbergas Gustas	LTU	Junior	5	Buggyra ZM-MFT Racing	ARE	Ford Mustang	18	11	1:44.611	2.086	0.024	137.8
19	48	Sokolovskiy Yevgen	UKR	Chal	4	Marko Stipp Motorsport	DEU	Chevrolet Camaro	18	9	1:44.656	2.131	0.045	137.7
20	55	Armetta Fabrizio	ITA	Chal	5	The Club Motorsport	ITA	Chevrolet Camaro	7	6	1:45.595	3.070	0.939	136.5
21	23	Tuomaala Henri	FIN	Chal	6	Team Bleekemolen	NLD	Chevrolet Camaro	18	6	1:45.746	3.221	0.151	136.3
22	8	Caso Dario	ITA	Chal	7	Racers Motorsport	ITA	Chevrolet Camaro	17	10	1:45.940	3.415	0.194	136.0
23	17	Manfre Bernardo	ITA	Chal	8	MK1 Racing - RaceArt Technology	ITA	Shadow DNM8	18	10	1:46.045	3.520	0.105	135.9
24	90	Gabossi Nicolò	ITA	Chal	9	Not Only Motorsport	ITA	Chevrolet Camaro	18	8	1:46.178	3.653	0.133	135.7
25	29	Koloc Aliyyah	ARE	Junior	6	Buggyra ZM-MFT Racing	ARE	Ford Mustang	18	7	1:46.191	3.666	0.013	135.7
26	72	Waden Ian Eric	FIN	Chal	10	Team Bleekemolen	NLD	Ford Mustang	11	8	1:46.269	3.744	0.078	135.6
27	44	Rautjarvi Jonne	FIN	Junior	7	Team Bleekemolen	NLD	Chevrolet Camaro	18	8	1:46.719	4.194	0.450	135.1
28	4	Panagiotis Yannick	FRA	Chal	11	Panasport	FRA	Ford Mustang	10	8	1:46.865	4.340	0.146	134.9
29	2	Monti Federico	ITA	Chal	12	Academy Motorsport / Alex Caffi Motorsport	ITA	EuroNASCAR FJ	7	6	1:47.793	5.268	0.928	133.7



Circuit Ricardo Tormo

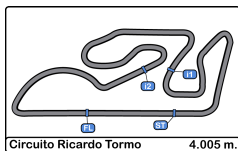
EURONASCAR PRO

Race - 2

Distance and Speed Average

Circuito Ricardo Tormo 4.005 m.

Clas	Nº	Driver	Nat	Cat	Clas	Team	Nat	Vehicle	Laps	Distance	Total Time	Km/h
1	56	Rocca Nicolo	ITA			CAAL Racing	ITA	Ford Mustang	18	72.09	39:22.595	109.8
2	46	Iannetta Romain	FRA			Marko Stipp Motorsport	DEU	Chevrolet Camaro	18	72.09	39:23.151	109.8
3	64	Graff Alexander	SWE			Speedhouse	FRA	Ford Mustang	18	72.09	39:23.386	109.8
4	24	Day Alon	ISR			PK Carsport	BEL	Chevrolet Camaro	18	72.09	39:25.238	109.7
5	14	Goossens Marc	BEL			Speedhouse	FRA	Ford Mustang	18	72.09	39:25.424	109.7
6	54	Ercoli Gianmarco	ITA			CAAL Racing	ITA	Chevrolet Camaro	18	72.09	39:25.623	109.7
7	3	Gabillon Frederic	FRA			RDV Competition	FRA	EuroNASCAR FJ	18	72.09	39:26.132	109.6
8	50	Dauenhauer Tobias	DEU	Junior	1	Hendriks Motorsport	NLD	Ford Mustang	18	72.09	39:27.145	109.6
9	69	Bleekemolen Sebastiaan	NLD			Team Bleekemolen	NLD	Ford Mustang	18	72.09	39:29.004	109.5
10	88	Lanza Massimiliano	ITA	Chal	1	CAAL Racing	ITA	Chevrolet Camaro	18	72.09	39:30.072	109.5
11	38	Grinbergas Gustas	LTU	Junior	2	Buggyra ZM-MFT Racing	ARE	Ford Mustang	18	72.09	39:30.589	109.4
12	47	Colavita Leonardo	ITA	Junior	3	Racers Motorsport	ITA	Chevrolet Camaro	18	72.09	39:32.499	109.3
13	29	Koloc Aliyyah	ARE	Junior	4	Buggyra ZM-MFT Racing	ARE	Ford Mustang	18	72.09	39:33.387	109.3
14	1	Krasonis Thomas	GRC	Junior	5	Academy Motorsport / Alex Caffi Motorsport	ITA	Ford Mustang	18	72.09	39:34.080	109.3
15	7	Doubek Martin	CZE	Chal	2	Hendriks Motorsport	NLD	Ford Mustang	18	72.09	39:34.465	109.2
16	23	Tuomaala Henri	FIN	Chal	3	Team Bleekemolen	NLD	Chevrolet Camaro	18	72.09	39:34.937	109.2
17	58	Luhr Lucas	DEU			Racingfuel Motorsport	CHE	Chevrolet Camaro	18	72.09	39:36.369	109.2
18	18	Maggi Giorgio	CHE	Junior	6	Race Art Technology	CHE	Toyota Camry	18	72.09	39:37.477	109.1
19	90	Gabossi Nicolò	ITA	Chal	4	Not Only Motorsport	ITA	Chevrolet Camaro	18	72.09	39:38.234	109.1
20	44	Rautjarvi Jonne	FIN	Junior	7	Team Bleekemolen	NLD	Chevrolet Camaro	18	72.09	39:38.364	109.1
21	17	Manfre Bernardo	ITA	Chal	5	MK1 Racing - RaceArt Technology	ITA	Shadow DNM8	18	72.09	39:43.152	108.8
22	48	Sokolovskiy Yevgen	UKR	Chal	6	Marko Stipp Motorsport	DEU	Chevrolet Camaro	18	72.09	39:43.822	108.8
23	5	Lemarie Patrick	FRA			Academy Motorsport / Alex Caffi Motorsport	ITA	EuroNASCAR FJ	18	72.09	39:44.976	108.8
24	8	Caso Dario	ITA	Chal	7	Racers Motorsport	ITA	Chevrolet Camaro	17	68.08	39:43.499	102.8
25	16	Cappelli Claudio Remigio	ITA	Chal	8	MK1 Racing - RaceArt Technology	ITA	Shadow DNM8	12	48.06	26:14.459	109.8
26	72	Waden Ian Eric	FIN	Chal	9	Team Bleekemolen	NLD	Ford Mustang	11	44.05	24:57.153	105.9
27	4	Panagiotis Yannick	FRA	Chal	10	Panasport	FRA	Ford Mustang	10	40.05	23:08.299	103.8
28	55	Armetta Fabrizio	ITA	Chal	11	The Club Motorsport	ITA	Chevrolet Camaro	7	28.03	17:26.069	96.4
29	2	Monti Federico	ITA	Chal	12	Academy Motorsport / Alex Caffi Motorsport	ITA	EuroNASCAR FJ	7	28.03	17:45.777	94.6
0	65	Romagnoli Riccardo	ITA	Chal	13	The Club Motorsport	ITA	Chevrolet Camaro	0			



Circuit Ricardo Tormo  
EURONASCAR PRO  
Race - 2  
Lap Analysis

1 Krasonis Thomas Ford Mustang 3 Gabillon Frederic EuroNASCAR FJ

Junior

Academy Motorsport / Alex Caffi

RDV Competition

Lap	D	Time	Sector 1	Sector 2	Sector 3	T. Spd	Elapsed	Lap	D	Time	Sector 1	Sector 2	Sector 3	T. Spd	Elapsed
1		2:26.769	49.553	39.774	57.442		2:26.769	1		2:45.044	46.382	37.901	50.728		2:15.011
2		3:38.423	1:39.149	1:04.813	54.461		6:05.192	2		3:30.353	1:35.192	1:08.439	55.722		5:54.364
3		3:13.138	1:08.404	1:09.217	55.517		9:18.330	3		3:41.048	1:07.482	1:10.360	54.106		9:06.312
4		2:47.317	1:09.532	1:00.441	37.344		12:05.647	4		2:58.448	1:10.958	1:01.961	45.529		12:04.760
5		1:52.315	44.937	38.295	29.083		13:57.962	5		1:48.923	43.150	37.171	28.602		13:53.683
6		1:45.733	39.527	37.222	28.984		15:43.695	6		1:45.132	40.314	36.611	28.207		15:38.815
7		1:45.554	39.572	37.101	28.881		17:29.249	7		1:43.557	38.675	36.510	28.372		17:22.372
8		1:45.756	39.465	37.169	29.122		19:15.005	8		1:44.633	39.900	36.388	28.345		19:07.005
9		1:44.757	39.277	36.887	28.593		20:59.762	9		1:43.561	38.714	36.670	28.177		20:50.566
10		1:44.587	38.975	36.792	28.820		22:44.349	10		1:43.978	38.770	36.724	28.484		22:34.544
11		1:45.409	40.230	36.615	28.564		24:29.758	11		1:44.370	39.155	36.879	28.336		24:18.914
12		1:46.563	39.234	37.061	30.268		26:16.321	12		1:45.041	39.212	37.387	28.442		26:03.955
13		1:44.964	39.404	36.906	28.654		28:01.285	13		1:46.037	39.598	37.195	29.244		27:49.992
14		1:54.753	39.290	41.981	33.482		29:56.038	14		1:50.924	38.984	40.671	31.269		29:40.916
15		2:51.725	45.604	1:11.161	54.960		32:47.763	15		3:02.384	53.420	1:12.034	56.930		32:43.300
16		3:06.288	1:11.637	1:05.608	49.043		35:54.051	16		3:10.162	1:11.175	1:05.950	53.037		35:53.462
17		1:50.591	43.086	38.274	29.231		37:44.642	17		1:48.659	42.163	38.015	28.481		37:42.121
18		1:49.438	40.681	39.540	29.217		39:34.080	18		1:44.011	38.823	36.685	28.503		39:26.132

2 Monti Federico EuroNASCAR FJ 4 Panagiotis Yannick Ford Mustang

Chal

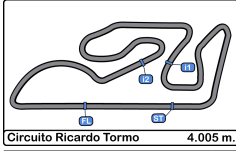
Academy Motorsport / Alex Caffi

Chal

Panasport

Lap	D	Time	Sector 1	Sector 2	Sector 3	T. Spd	Elapsed	Lap	D	Time	Sector 1	Sector 2	Sector 3	T. Spd	Elapsed
1		2:33.935	58.595	41.030	54.310		2:33.935	1		2:29.244	53.884	39.162	56.168		2:29.214
2		3:38.276	1:40.974	1:03.625	53.677		6:12.211	2		3:38.934	1:39.961	1:04.663	54.310		6:08.148
3		3:13.388	1:06.856	1:10.142	56.390		9:25.599	3		3:14.587	1:07.694	1:09.503	57.390		9:22.735
4		2:42.138	1:07.539	1:00.477	34.122		12:07.737	4		2:42.974	1:07.767	1:00.465	34.742		12:05.709
5		1:54.458	45.199	39.531	29.728		14:02.195	5		1:54.979	45.967	39.434	29.578		14:00.688
6		1:47.793	40.653	38.121	29.019		15:49.988	6		1:47.714	40.270	37.992	29.452		15:48.402
7		1:55.789 P	40.037	37.928	37.824		17:45.777	7		1:48.530	41.183	37.704	29.643		17:36.932
								8		1:46.865	39.888	37.328	29.649		19:23.797
								9		1:47.411	40.282	37.452	29.677		21:11.208
								10		1:47.091	39.956	37.913	29.222		22:58.299
								11			40.066				

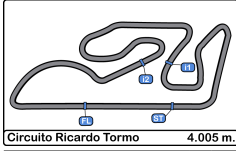




Circuit Ricardo Tormo  
EURONASCAR PRO  
Race - 2  
Lap Analysis

5 Lemarie Patrick Academy Motorsport / Alex Caffi							8 EuroNASCAR FJ Chal								
Lap	D	Time	Sector 1	Sector 2	Sector 3	T. Spd	Elapsed	Lap	D	Time	Sector 1	Sector 2	Sector 3	T. Spd	Elapsed
1		<del>2:11.028</del>	44.831	36.818	49.379		2:11.028	1		<del>2:31.718</del>	54.994	39.987	56.737		2:31.718
2		<del>3:37.938</del>	1:33.766	1:09.017	55.155		5:48.966	2		<del>3:38.754</del>	1:40.008	1:04.927	53.816		6:10.469
3		<del>3:43.489</del>	1:08.602	1:10.548	54.339		9:02.455	3		3:13.892 P	1:07.220	1:09.946	56.726		9:24.361
4		3:01.785	1:10.809	1:03.055	47.921		12:04.240	4		4:42.951	3:34.489	38.287	30.175		14:07.312
5		1:47.961	42.491	37.003	28.467		13:52.201	5		1:48.151	40.799	37.700	29.652		15:55.463
6		1:43.993	39.090	36.667	28.236		15:36.194	6		1:48.371	40.650	37.635	30.086		17:43.834
7		1:43.936	39.017	36.635	28.284		17:20.130	7		1:54.417 P	41.045	38.385	34.987		19:38.251
8		1:43.754	38.925	36.405	28.424		19:03.884	8		2:50.956	1:42.171	37.263	31.522		22:29.207
9		1:43.526	39.074	36.349	28.103		20:47.410	9		1:51.685	43.181	39.486	29.018		24:20.892
10		1:43.551	38.684	36.503	28.364		22:30.961	10		1:45.940	39.538	37.371	29.031		26:06.832
11		1:43.999	39.049	36.382	28.568		24:14.960	11		1:46.488	40.028	37.369	29.091		27:53.320
12		1:43.371	38.643	36.676	28.052		25:58.331	12		1:54.878	39.641	43.209	32.028		29:48.198
13		1:43.177	38.568	36.518	28.091		27:41.508	13		2:44.465	49.934	1:11.130	43.401		32:32.663
14		1:53.030	38.940	40.103	33.987		29:34.538	14		1:49.525	42.145	37.817	29.563		34:22.188
15		3:05.806	56.747	1:12.062	56.997		32:40.344	15		1:47.015	40.165	37.212	29.638		36:09.203
16		3:12.653	1:10.796	1:07.021	54.836		35:52.997	16		1:47.234	40.354	37.426	29.454		37:56.437
17		1:47.532	42.383	36.623	28.526		37:40.529	17		1:47.062	40.142	37.536	29.384		39:43.499
18		1:44.447	38.735	36.583	29.129		39:24.976								

7 Doubek Martin Chal							14 Goossens Marc Speedhouse								
Lap	D	Time	Sector 1	Sector 2	Sector 3	T. Spd	Elapsed	Lap	D	Time	Sector 1	Sector 2	Sector 3	T. Spd	Elapsed
1		<del>2:13.999</del>	46.066	37.786	50.147		2:13.999	1		<del>2:43.365</del>	45.857	37.584	49.924		2:13.365
2		<del>3:39.360</del>	1:34.707	1:08.962	55.691		5:53.359	2		<del>3:39.442</del>	1:34.641	1:08.914	55.557		5:52.477
3		<del>3:42.920</del>	1:07.616	1:10.471	53.933		9:05.379	3		<del>3:42.453</del>	1:07.752	1:10.270	54.131		9:04.630
4		2:59.145	1:11.185	1:01.937	46.023		12:04.524	4		2:59.951	1:11.302	1:02.329	46.320		12:04.581
5		1:48.799	42.870	37.310	28.619		13:53.323	5		1:48.412	42.640	37.084	28.688		13:52.993
6		1:44.377	39.301	36.792	28.284		15:37.700	6		1:44.370	39.417	36.564	28.389		15:37.363
7		1:44.135	38.931	36.605	28.599		17:21.835	7		1:44.533	38.965	36.655	28.913		17:21.896
8		1:43.959	39.129	36.497	28.333		19:05.794	8		1:44.704	39.632	36.763	28.309		19:06.600
9		1:43.730	38.705	36.605	28.420		20:49.524	9		1:43.600	38.825	36.576	28.199		20:50.200
10		1:44.195	38.801	36.947	28.447		22:33.719	10		1:43.811	38.798	36.694	28.319		22:34.011
11		1:44.220	39.295	36.580	28.345		24:17.939	11		1:44.526	39.466	36.678	28.382		24:18.537
12		1:44.826	39.580	36.727	28.519		26:02.765	12		1:45.014	39.436	37.154	28.424		26:03.551
13		1:43.985	38.918	36.618	28.449		27:46.750	13		1:46.306	39.765	37.049	29.492		27:49.857
14		1:51.225	39.102	39.503	32.620		29:37.975	14		1:49.966	38.837	40.307	30.822		29:39.823
15		3:03.742	54.639	1:12.318	56.785		32:41.717	15		3:02.814	53.568	1:12.190	57.056		32:42.637
16		3:11.383	1:11.278	1:05.832	54.273		35:53.100	16		3:10.807	1:11.217	1:05.555	54.035		35:53.444
17		1:46.955	41.275	37.245	28.435		37:40.055	17		1:47.634	41.956	37.429	28.249		37:41.078
18		1:44.410	38.784	36.626	29.000		39:24.465	18		1:44.346	38.961	36.905	28.480		39:25.424



Circuit Ricardo Tormo  
EURONASCAR PRO  
Race - 2  
Lap Analysis

**16** Cappelli Claudio Remigio Shadow DNM8 **18** Maggi Giorgio Toyota Camry  
Chal MK1 Racing - RaceArt Technology Junior Race Art Technology

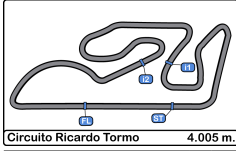
Lap	D	Time	Sector 1	Sector 2	Sector 3	T. Spd	Elapsed	Lap	D	Time	Sector 1	Sector 2	Sector 3	T. Spd	Elapsed
1		2:20.156	47.647	38.632	53.877		2:20.156	1		<del>2:15.743</del>	46.730	38.143	50.870		2:15.743
2		<del>3:39.996</del>	1:36.266	1:08.181	55.549		6:00.152	2		<del>3:30.333</del>	1:35.436	1:08.316	55.581		5:55.076
3		3:11.154	1:07.425	1:10.387	53.342		9:11.306	3		3:12.253	1:07.757	1:10.392	54.104		9:07.329
4		2:53.661	1:10.675	1:02.479	40.507		12:04.967	4		2:57.377	1:10.747	1:01.951	44.679		12:04.706
5		1:50.665	44.130	37.702	28.833		13:55.632	5		1:49.023	43.564	37.149	28.310		13:53.729
6		1:45.115	39.347	37.460	<b>28.308</b>		15:40.747	6		1:45.378	40.284	36.922	<b>28.172</b>		15:39.107
7		1:45.658	39.312	37.600	28.746		17:26.405	7		<b>1:43.570</b>	<b>38.873</b>	<b>36.369</b>	28.328		17:22.677
8		1:44.895	<b>39.049</b>	36.899	28.947		19:11.300	8		1:44.767	39.812	36.585	28.370		19:07.444
9		<b>1:44.523</b>	39.170	<b>36.781</b>	28.572		20:55.823	9		1:43.885	38.939	36.486	28.460		20:51.329
10		1:45.038	39.099	37.006	28.933		22:40.861	10		1:43.899	38.981	36.476	28.442		22:35.228
11		1:45.702	39.479	37.200	29.023		24:26.563	11		1:44.278	39.125	36.800	28.353		24:19.506
12		1:47.896	39.158	37.600	31.138		26:14.459	12		1:44.938	39.250	37.207	28.481		26:04.444
13		39.779						13		1:46.066	39.659	36.970	29.437		27:50.510
14								14		1:50.990	39.218	40.892	30.880		29:41.500
15								15		3:02.567	53.649	1:12.174	56.744		32:44.067
16								16		3:09.498	1:11.204	1:06.057	52.237		35:53.565
17								17		1:49.578	43.174	37.798	28.606		37:43.143
18								18		1:44.334	39.174	36.697	28.463		39:27.477

**17** Manfre Bernardo Shadow DNM8  
Chal MK1 Racing - RaceArt Technology

Lap	D	Time	Sector 1	Sector 2	Sector 3	T. Spd	Elapsed	Lap	D	Time	Sector 1	Sector 2	Sector 3	T. Spd	Elapsed
1		<del>2:28.194</del>	50.829	39.305	58.057		2:28.191	23		<del>2:22.430</del>	49.293	39.246	53.891		2:22.430
2		<del>3:38.734</del>	1:39.910	1:04.663	54.158		6:06.922	2		<del>3:30.603</del>	1:38.196	1:06.397	55.010		6:02.033
3		3:13.862	1:08.095	1:09.299	56.468		9:20.784	3		3:12.301	1:08.309	1:09.958	54.034		9:14.334
4		2:45.090	1:08.675	1:00.535	35.880		12:05.874	4		2:51.016	1:09.490	1:01.749	39.777		12:05.350
5		1:53.612	45.411	38.758	29.443		13:59.486	5		1:51.805	44.701	38.010	29.094		13:57.155
6		1:47.686	40.781	37.940	28.965		15:47.172	6		<b>1:45.746</b>	<b>39.529</b>	37.297	28.920		15:42.901
7		1:47.128	40.545	37.500	29.083		17:34.300	7		1:46.184	40.035	37.180	28.969		17:29.085
8		1:46.565	40.019	37.389	29.157		19:20.865	8		1:46.868	40.226	37.388	29.254		19:15.953
9		1:46.834	40.065	37.602	29.167		21:07.699	9		1:46.210	39.730	37.394	29.086		21:02.163
10		<b>1:46.045</b>	39.635	37.587	<b>28.823</b>		22:53.744	10		1:45.749	39.553	37.298	<b>28.898</b>		22:47.912
11		1:46.204	39.516	<b>37.337</b>	29.351		24:39.948	11		1:45.952	39.650	<b>37.164</b>	29.138		24:33.864
12		1:46.133	<b>39.450</b>	37.622	29.061		26:26.081	12		1:46.323	39.705	37.504	29.114		26:20.187
13		1:46.417	39.709	37.663	29.045		28:12.498	13		1:45.969	39.577	37.412	28.980		28:06.156
14		1:50.639	40.415	37.859	32.365		30:03.137	14		1:55.841	40.957	42.496	32.388		30:01.997
15		2:47.223	43.121	1:09.515	54.587		32:50.360	15		2:48.076	43.287	1:09.914	54.875		32:50.073
16		3:04.326	1:11.810	1:05.429	47.087		35:54.686	16		3:04.220	1:11.075	1:05.397	47.748		35:54.293
17		1:53.538	43.473	38.934	31.131		37:48.224	17		1:53.980	44.569	38.399	31.012		37:48.273
18		1:54.928	42.978	40.994	30.956		39:43.152	18		1:46.664	40.173	37.337	29.154		39:34.937

**23** Tuomaala Henri Chevrolet Camaro  
Chal Team Bleekemolen

Lap	D	Time	Sector 1	Sector 2	Sector 3	T. Spd	Elapsed
1		<del>2:22.430</del>	49.293	39.246	53.891		2:22.430
2		<del>3:30.603</del>	1:38.196	1:06.397	55.010		6:02.033
3		3:12.301	1:08.309	1:09.958	54.034		9:14.334
4		2:51.016	1:09.490	1:01.749	39.777		12:05.350
5		1:51.805	44.701	38.010	29.094		13:57.155
6		<b>1:45.746</b>	<b>39.529</b>	37.297	28.920		15:42.901
7		1:46.184	40.035	37.180	28.969		17:29.085
8		1:46.868	40.226	37.388	29.254		19:15.953
9		1:46.210	39.730	37.394	29.086		21:02.163
10		1:45.749	39.553	37.298	<b>28.898</b>		22:47.912
11		1:45.952	39.650	<b>37.164</b>	29.138		24:33.864
12		1:46.323	39.705	37.504	29.114		26:20.187
13		1:45.969	39.577	37.412	28.980		28:06.156
14		1:55.841	40.957	42.496	32.388		30:01.997
15		2:48.076	43.287	1:09.914	54.875		32:50.073
16		3:04.220	1:11.075	1:05.397	47.748		35:54.293
17		1:53.980	44.569	38.399	31.012		37:48.273
18		1:46.664	40.173	37.337	29.154		39:34.937

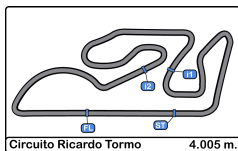


Circuit Ricardo Tormo  
EURONASCAR PRO  
Race - 2  
Lap Analysis

24 Day Alon Chevrolet Camaro 38						Grinbergas Gustas Ford Mustang									
PK Carsport			Junior			Buggyra ZM-MFT Racing									
Lap	D	Time	Sector 1	Sector 2	Sector 3	T. Spd	Elapsed	Lap	D	Time	Sector 1	Sector 2	Sector 3	T. Spd	Elapsed
1		<del>2:07.805</del>	42.987	37.139	47.679		2:07.805	1		<del>2:23.909</del>	48.158	40.656	55.095		2:23.909
2		<del>3:36.099</del>	1:32.114	1:08.981	55.004		5:43.904	2		<del>3:30.360</del>	1:38.297	1:05.704	55.359		6:03.269
3		<del>3:44.464</del>	1:09.528	1:11.222	53.411		8:58.065	3		3:13.397	1:08.837	1:09.115	55.445		9:16.666
4		3:05.667	1:11.650	1:03.971	50.046		12:03.732	4		2:48.855	1:09.682	1:00.875	38.298		12:05.521
5		1:44.843	40.576	36.343	27.924		13:48.575	5		1:52.154	44.880	38.169	29.105		13:57.675
6		1:42.598	38.422	36.090	28.086		15:31.173	6		1:45.574	39.455	37.206	28.913		15:43.249
7		1:42.677	38.398	36.152	28.127		17:13.850	7		1:45.163	39.399	36.961	28.803		17:28.412
8		1:42.810	38.535	36.171	28.104		18:56.660	8		1:45.513	39.202	36.733	29.578		19:13.925
9		1:43.348	38.517	36.164	28.667		20:40.008	9		1:44.895	39.140	37.058	28.697		20:58.820
10		1:42.887	38.616	36.122	28.149		22:22.895	10		1:44.934	39.059	36.906	28.969		22:43.754
11		1:43.023	38.625	36.226	28.172		24:05.918	11		1:44.611	39.120	36.752	28.739		24:28.365
12		1:43.068	38.531	36.344	28.193		25:48.986	12		1:45.691	39.425	36.813	29.453		26:14.056
13		1:42.938	38.400	36.249	28.289		27:31.924	13		1:46.185	40.492	36.941	28.752		28:00.241
14		1:53.006	38.487	36.592	37.927		29:24.930	14		1:53.714	39.251	42.034	32.429		29:53.955
15		3:11.382	1:02.019	1:11.443	57.920		32:36.312	15		2:53.102	46.797	1:11.421	54.884		32:47.057
16		3:16.145	1:11.351	1:07.948	56.846		35:52.457	16		3:07.120	1:11.445	1:06.123	49.552		35:54.177
17		1:44.283	39.907	36.237	28.139		37:36.740	17		1:50.479	43.200	38.362	28.917		37:44.656
18		1:43.498	38.832	36.289	28.377		39:20.238	18		1:45.933	40.031	37.121	28.781		39:30.589

29 Koloc Aliyyah Ford Mustang 44						Rautjarvi Jonne Chevrolet Camaro									
Junior			Buggyra ZM-MFT Racing			Junior			Team Bleekemolen						
Lap	D	Time	Sector 1	Sector 2	Sector 3	T. Spd	Elapsed	Lap	D	Time	Sector 1	Sector 2	Sector 3	T. Spd	Elapsed
1		<del>2:26.164</del>	49.073	40.020	57.068		2:26.161	1		<del>2:27.428</del>	50.299	39.587	57.542		2:27.428
2		<del>3:38.093</del>	1:38.547	1:05.089	54.457		6:04.254	2		<del>3:38.604</del>	1:39.624	1:04.509	54.468		6:06.029
3		3:13.326	1:08.721	1:09.034	55.571		9:17.580	3		3:13.520	1:08.348	1:09.252	55.920		9:19.549
4		2:47.937	1:09.497	1:00.776	37.664		12:05.517	4		2:46.172	1:09.183	1:00.317	36.672		12:05.721
5		1:52.889	44.585	39.047	29.257		13:58.406	5		1:53.531	45.202	38.817	29.512		13:59.252
6		1:46.395	39.878	37.508	29.009		15:44.801	6		1:47.747	40.468	37.842	29.437		15:46.999
7		1:46.191	39.847	37.409	28.935		17:30.992	7		1:48.119	41.112	37.633	29.374		17:35.118
8		1:46.866	39.954	37.572	29.340		19:17.858	8		1:46.719	39.935	37.451	29.333		19:21.837
9		1:46.680	39.984	37.515	29.181		21:04.538	9		1:47.835	40.821	37.644	29.370		21:09.672
10		1:46.335	39.886	37.427	29.022		22:50.873	10		1:47.878	40.558	37.754	29.566		22:57.550
11		1:46.937	40.386	37.416	29.135		24:37.810	11		1:47.874	40.380	37.847	29.647		24:45.424
12		1:47.277	40.298	37.682	29.297		26:25.087	12		1:47.655	40.314	37.741	29.600		26:33.079
13		1:47.019	39.992	37.808	29.219		28:12.106	13		1:47.363	40.127	37.761	29.475		28:20.442
14		1:51.566	40.555	40.250	30.761		30:03.672	14		1:53.037	41.587	39.978	31.472		30:13.479
15		2:46.683	43.329	1:08.668	54.686		32:50.355	15		2:38.215	42.477	1:00.886	54.852		32:51.694
16		3:04.115	1:11.349	1:05.350	47.416		35:54.470	16		3:03.435	1:11.227	1:05.692	46.516		35:55.129
17		1:51.119	43.386	38.672	29.061		37:45.589	17		1:53.486	44.623	38.676	30.187		37:48.615
18		1:47.798	40.019	38.285	29.494		39:33.387	18		1:49.749	41.119	38.334	30.296		39:38.364





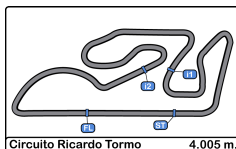
Circuit Ricardo Tormo  
EURONASCAR PRO  
Race - 2  
Lap Analysis

46 Iannetta Romain Chevrolet Camaro 48 Sokolovskiy Yevgen Chevrolet Camaro  
Marko Stipp Motorsport Chal Marko Stipp Motorsport

Lap	D	Time	Sector 1	Sector 2	Sector 3	T. Spd	Elapsed	Lap	D	Time	Sector 1	Sector 2	Sector 3	T. Spd	Elapsed
1		<del>2:40.008</del>	44.341	36.766	48.901		2:10.008	1		<del>2:48.483</del>	48.618	38.561	51.304		2:18.483
2		<del>3:37.978</del>	1:33.494	1:08.530	55.954		5:47.986	2		<del>3:30.629</del>	1:35.558	1:08.671	55.400		5:58.112
3		<del>3:43.388</del>	1:08.145	1:11.091	54.152		9:01.374	3		3:17.223	1:07.608	1:10.425	59.190		9:15.335
4		3:02.740	1:10.817	1:03.304	48.619		12:04.114	4		2:50.100	1:10.167	1:00.964	38.969		12:05.435
5		1:46.872	41.748	36.670	28.454		13:50.986	5		1:51.267	44.403	37.940	28.924		13:56.702
6		1:43.720	38.806	36.681	28.233		15:34.706	6		1:45.508	39.528	37.262	28.718		15:42.210
7		1:43.292	38.568	36.330	28.394		17:17.998	7		1:45.028	39.258	36.975	28.795		17:27.238
8		1:43.482	38.669	36.516	28.297		19:01.480	8		1:46.365	39.296	36.975	30.094		19:13.603
9		1:43.533	38.725	36.378	28.430		20:45.013	9		1:44.656	39.012	37.066	28.578		20:58.259
10		1:43.700	38.988	36.507	28.205		22:28.713	10		1:48.931 P	39.094	37.206	32.631		22:47.190
11		1:43.686	38.846	36.460	28.380		24:12.399	11		2:07.374	1:01.049	37.225	29.100		24:54.564
12		1:45.052	40.211	36.519	28.322		25:57.451	12		1:45.635	39.611	37.135	28.889		26:40.199
13		1:43.605	38.744	36.528	28.333		27:41.056	13		1:45.163	39.279	37.015	28.869		28:25.362
14		1:50.843	38.793	39.899	32.151		29:31.899	14		1:49.427	40.627	38.404	30.396		30:14.789
15		3:07.531	58.218	1:11.672	57.641		32:39.430	15		2:38.395	43.071	1:00.244	55.080		32:53.184
16		3:13.647	1:10.846	1:07.341	55.460		35:53.077	16		3:01.831	1:11.501	1:05.306	45.024		35:55.015
17		1:46.058	41.043	36.600	28.415		37:39.135	17		1:52.395	43.960	38.269	30.166		37:47.410
18		1:44.016	38.855	36.677	28.484		39:23.151	18		1:46.412	39.402	37.493	29.517		39:33.822

47 Colavita Leonardo Chevrolet Camaro 50 Dauenhauer Tobias Ford Mustang  
Junior Racers Motorsport Junior Hendriks Motorsport

Lap	D	Time	Sector 1	Sector 2	Sector 3	T. Spd	Elapsed	Lap	D	Time	Sector 1	Sector 2	Sector 3	T. Spd	Elapsed
1		<del>2:21.348</del>	47.804	38.680	54.864		2:21.348	1		<del>2:09.464</del>	43.958	36.861	48.642		2:09.461
2		<del>3:39.765</del>	1:36.157	1:08.064	55.544		6:01.113	2		<del>3:37.049</del>	1:32.075	1:09.430	55.514		5:46.480
3		3:11.168	1:07.775	1:10.015	53.378		9:12.281	3		<del>3:43.935</del>	1:08.378	1:11.338	54.219		9:00.415
4		2:52.841	1:10.537	1:02.326	39.978		12:05.122	4		3:03.559	1:10.967	1:03.514	49.078		12:03.974
5		1:50.927	44.282	37.755	28.890		13:56.049	5		1:46.701	41.044	37.078	28.579		13:50.675
6		1:45.503	39.520	37.263	28.720		15:41.552	6		1:44.343	38.898	37.124	28.321		15:35.018
7		1:45.253	38.989	37.278	28.986		17:26.805	7		1:44.401	38.888	36.550	28.963		17:19.419
8		1:45.960	39.181	37.021	29.758		19:12.765	8		1:43.869	38.874	36.646	28.349		19:03.288
9		1:44.519	38.827	37.064	28.628		20:57.284	9		1:43.534	38.803	36.498	28.233		20:46.822
10		1:44.508	39.031	36.863	28.614		22:41.792	10		1:43.589	38.781	36.565	28.243		22:30.411
11		1:45.104	39.119	37.095	28.890		24:26.896	11		1:45.260	40.060	36.733	28.467		24:15.671
12		1:49.232	39.268	37.345	32.619		26:16.128	12		1:44.662	39.279	36.815	28.568		26:00.333
13		1:46.326	40.072	37.010	29.244		28:02.454	13		1:43.861	38.956	36.662	28.243		27:44.194
14		1:54.397	40.072	40.629	33.696		29:56.851	14		1:50.841	39.245	38.537	33.059		29:35.035
15		2:51.856	45.518	1:11.166	55.172		32:48.707	15		3:06.071	56.905	1:12.005	57.161		32:41.106
16		3:05.713	1:11.460	1:05.567	48.686		35:54.420	16		3:12.092	1:11.147	1:06.362	54.583		35:53.198
17		1:50.582	43.128	38.508	28.946		37:45.002	17		1:49.527	42.745	38.292	28.490		37:42.725
18		1:47.497	40.010	38.295	29.192		39:32.499	18		1:44.420	39.189	36.712	28.519		39:27.145



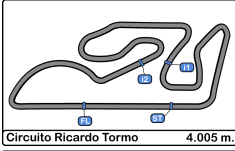
Circuit Ricardo Tormo  
EURONASCAR PRO  
Race - 2  
Lap Analysis

**54** Ercoli Gianmarco Chevrolet Camaro **56** Rocca Nicolo Ford Mustang  
CAAL Racing CAAL Racing

Lap	D	Time	Sector 1	Sector 2	Sector 3	T. Spd	Elapsed	Lap	D	Time	Sector 1	Sector 2	Sector 3	T. Spd	Elapsed
1		<del>2:03.394</del>	42.278	36.341	44.775		2:03.394	1		<del>2:42.388</del>	45.505	36.989	49.894		2:12.388
2		<del>3:39.836</del>	1:35.644	1:09.225	54.967		5:43.230	2		<del>3:38.498</del>	1:34.544	1:08.965	54.689		5:50.586
3		<del>3:43.869</del>	1:09.128	1:11.406	53.335		8:57.099	3		<del>3:43.486</del>	1:08.817	1:10.372	53.997		9:03.772
4		3:06.528	1:11.895	1:04.535	50.098		12:03.627	4		3:00.560	1:11.211	1:02.560	46.789		12:04.332
5		1:44.430	40.232	36.240	<b>27.958</b>		13:48.057	5		1:46.955	41.643	36.856	28.456		13:51.287
6		1:42.952	38.526	36.320	28.106		15:31.009	6		1:44.066	38.788	36.888	28.390		15:35.353
7		1:42.687	38.224	<b>36.231</b>	28.232		17:13.696	7		1:43.891	38.865	36.496	28.530		17:19.244
8		1:42.539	38.189	36.251	28.099		18:56.235	8		<b>1:43.031</b>	<b>38.413</b>	<b>36.440</b>	<b>28.178</b>		19:02.275
9		<b>1:42.525</b>	<b>38.128</b>	36.259	28.138		20:38.760	9		1:43.308	38.507	36.464	28.337		20:45.583
10		1:43.219	38.596	36.393	28.230		22:21.979	10		1:43.691	38.737	36.663	28.291		22:29.274
11		1:42.938	38.391	36.396	28.151		24:04.917	11		1:43.458	38.674	36.522	28.262		24:12.732
12		1:42.867	38.421	36.352	28.094		25:47.784	12		1:43.705	38.963	36.463	28.279		25:56.437
13		1:42.929	38.390	36.296	28.243		27:30.713	13		1:43.725	38.598	36.593	28.534		27:40.162
14		1:53.271	38.474	36.368	38.429		29:23.984	14		1:49.723	38.867	38.293	32.563		29:29.885
15		3:11.362	1:02.063	1:11.655	57.644		32:35.346	15		3:08.543	59.302	1:11.148	58.093		32:38.428
16		3:17.331	1:11.671	1:08.402	57.258		35:52.677	16		3:14.395	1:10.843	1:07.682	55.870		35:52.823
17		1:44.661	40.118	36.293	28.250		37:37.338	17		1:45.830	40.901	36.677	28.252		37:38.653
18		1:43.285	38.659	36.260	28.366		39:20.623	18		1:43.942	38.689	36.814	28.439		39:22.595

**55** Armetta Fabrizio Chevrolet Camaro **58** Luhr Lucas Chevrolet Camaro  
Chal The Club Motorsport Racingfuel Motorsport

Lap	D	Time	Sector 1	Sector 2	Sector 3	T. Spd	Elapsed	Lap	D	Time	Sector 1	Sector 2	Sector 3	T. Spd	Elapsed
1		<del>2:17.308</del>	47.071	38.503	51.734		2:17.308	1		<del>2:46.566</del>	46.610	38.503	51.453		2:16.566
2		<del>3:39.478</del>	1:35.558	1:08.506	55.414		5:56.786	2		<del>3:39.416</del>	1:35.576	1:08.546	55.294		5:55.982
3		3:12.677	1:07.788	1:10.271	54.618		9:09.463	3		3:12.103	1:07.731	1:10.363	54.009		9:08.085
4		2:55.471	1:10.506	1:02.516	42.449		12:04.934	4		2:56.454	1:10.958	1:01.734	43.762		12:04.539
5		1:49.915	43.751	37.454	28.710		13:54.849	5		1:47.192	41.728	36.952	28.512		13:51.731
6		<b>1:45.595</b>	39.784	<b>37.205</b>	<b>28.606</b>		15:40.444	6		1:44.049	39.074	36.496	28.479		15:35.780
7		1:45.625	39.384	37.595	28.646		17:26.069	7		1:43.952	38.933	<b>36.455</b>	28.564		17:19.732
8			<b>38.947</b>	37.269				8		<b>1:43.839</b>	<b>38.922</b>	36.465	28.452		19:03.571
								9		1:57.234	39.050	49.538	28.646		21:00.805
								10		1:44.080	39.073	36.494	28.513		22:44.885
								11		1:44.024	39.111	36.466	28.447		24:28.909
								12		1:45.412	39.276	36.904	29.232		26:14.321
								13		1:44.908	39.472	36.738	28.698		27:59.229
								14		1:52.772	39.018	41.291	32.463		29:52.001
								15		2:54.278	47.573	1:11.381	55.324		32:46.279
								16		3:07.536	1:11.285	1:06.071	50.180		35:53.815
								17		1:48.549	42.501	37.670	28.378		37:42.364
								18		1:44.005	38.993	36.701	<b>28.311</b>		39:26.369



Circuit Ricardo Tormo  
EURONASCAR PRO  
Race - 2  
Lap Analysis

64 Graff Alexander Ford Mustang 72 Waden Ian Eric Ford Mustang

Speedhouse							Chal							
Lap	D	Time	Sector 1	Sector 2	Sector 3	T. Spd	Lap	D	Time	Sector 1	Sector 2	Sector 3	T. Spd	Elapsed
1		2:08.872	43.316	37.211	48.345	2:08.872	1		2:32.570	56.722	39.611	56.237		2:32.570
2		3:37.433	1:31.990	1:09.163	55.980	5:46.005	2		3:38.894	1:40.197	1:04.950	53.747		6:11.464
3		3:43.266	1:08.171	1:11.250	53.845	8:59.271	3		3:13.371	1:07.086	1:09.903	56.382		9:24.835
4		3:04.572	1:11.274	1:03.686	49.612	12:03.843	4		2:41.981	1:07.508	1:00.634	33.839		12:06.816
5		1:46.564	41.411	36.661	28.492	13:50.407	5		1:53.167	44.790	38.766	29.611		13:59.983
6		1:43.585	38.643	36.637	28.305	15:33.992	6		1:47.715	40.593	37.887	29.235		15:47.698
7		1:42.948	38.583	36.221	28.144	17:16.940	7		1:48.112	40.764	37.714	29.634		17:35.810
8		1:43.200	38.675	36.359	28.166	19:00.140	8		1:46.269	39.770	37.382	29.117		19:22.079
9		1:43.503	38.672	36.331	28.500	20:43.643	9		1:48.024	41.098	37.744	29.182		21:10.103
10		1:43.611	38.860	36.500	28.251	22:27.254	10		1:47.665	40.371	38.162	29.132		22:57.768
11		1:43.327	38.592	36.435	28.300	24:10.581	11		1:59.385 P	41.621	38.352	39.412		24:57.153
12		1:43.693	38.674	36.547	28.472	25:54.274	<b>88</b> Lanza Massimiliano Chevrolet Camaro							
13		1:43.107	38.559	36.375	28.173	27:37.381	Chal CAAL Racing							
14		1:50.066	38.527	38.520	33.019	29:27.447	Lap	D	Time	Sector 1	Sector 2	Sector 3	T. Spd	Elapsed
15		3:10.080	1:00.209	1:11.375	58.496	32:37.527	1		2:19.447	47.427	37.949	54.071		2:19.447
16		3:15.373	1:10.767	1:07.909	56.697	35:52.900	2		3:40.022	1:35.658	1:08.602	55.762		5:59.469
17		1:46.766	41.756	36.617	28.393	37:39.666	3		3:11.028	1:07.557	1:10.096	53.375		9:10.497
18		1:43.720	38.610	36.656	28.454	39:23.386	4		2:54.462	1:10.370	1:02.500	41.592		12:04.959

65 Romagnoli Riccardo Chevrolet Camaro

Chal The Club Motorsport

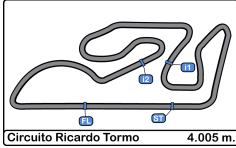
Lap	D	Time	Sector 1	Sector 2	Sector 3	T. Spd	Elapsed
1		1:32.964					

69 Bleekemolen Sebastiaan Ford Mustang

Team Bleekemolen

Lap	D	Time	Sector 1	Sector 2	Sector 3	T. Spd	Elapsed
1		2:41.557	45.258	36.945	49.354		2:41.557
2		3:38.142	1:33.912	1:08.902	55.328		5:49.699
3		3:43.390	1:08.617	1:10.549	54.224		9:03.089
4		3:01.278	1:11.006	1:02.875	47.397		12:04.367
5		1:48.307	42.608	37.029	28.670		13:52.674
6		1:44.154	39.154	36.524	28.476		15:36.828
7		1:44.349	39.075	36.542	28.732		17:21.177
8		1:43.954	38.907	36.518	28.529		19:05.131
9		1:43.936	38.969	36.610	28.357		20:49.067
10		1:44.500	38.999	36.971	28.530		22:33.567
11		1:44.214	39.136	36.564	28.514		24:17.781
12		1:45.562	39.930	37.083	28.549		26:03.343
13		1:47.444	39.720	37.326	30.398		27:50.787
14		1:51.416	39.493	40.937	30.986		29:42.203
15		3:02.221	53.670	1:12.233	56.318		32:44.424
16		3:09.257	1:11.644	1:06.325	51.288		35:53.681
17		1:49.860	42.659	38.431	28.770		37:43.541
18		1:45.463	40.115	36.710	28.638		39:29.004



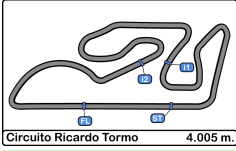


Circuito Ricardo Tormo  
EURONASCAR PRO  
Race - 2  
Lap Analysis

Circuito Ricardo Tormo 4.005 m.

90 Gabossi Nicolò Chevrolet Camaro  
Chal Not Only Motorsport

Lap	D	Time	Sector 1	Sector 2	Sector 3	T. Spd	Elapsed
1		<del>2:29.804</del>	54.359	40.105	55.337		2:29.801
2		<del>3:39.086</del>	1:40.508	1:04.738	53.840		6:08.887
3		3:14.813	1:08.126	1:09.961	56.726		9:23.700
4		2:42.509	1:07.602	1:00.880	34.027		12:06.209
5		1:55.460	46.202	39.373	29.885		14:01.669
6		1:47.070	40.620	37.579	28.871		15:48.739
7		1:47.738	40.422	37.842	29.474		17:36.477
8		1:46.178	39.926	37.008	29.244		19:22.655
9		1:52.549	46.500	37.201	28.848		21:15.204
10		1:47.323	39.953	37.733	29.637		23:02.527
11		1:47.647	40.650	37.808	29.189		24:50.174
12		1:46.685	39.909	37.614	29.162		26:36.859
13		1:46.759	39.916	37.845	28.998		28:23.618
14		1:50.392	41.409	38.326	30.657		30:14.010
15		2:38.220	43.034	1:00.360	54.826		32:52.230
16		3:02.611	1:11.516	1:05.489	45.606		35:54.841
17		1:53.585	44.622	38.232	30.731		37:48.426
18		1:49.808	40.645	38.844	30.319		39:38.234



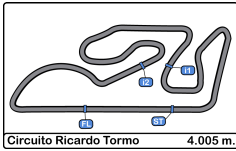
Circuit Ricardo Tormo  
EURONASCAR PRO  
Race - 2

Analysis by Lap

Num	Lap Time	Gap	Num	Lap Time	Gap	Num	Lap Time	Gap	Num	Lap Time	Gap	Num	Lap Time	Gap
<b>Lap 1</b>			29	3:38.093	21.024	14	2:59.951	00.954	24	1:42.598	00.164	17	1:47.128	20.604
54	2:03.394		1	3:38.423	21.962	18	2:57.377	01.079	64	1:43.585	02.983	44	1:48.119	21.422
24	2:07.805	04.411	44	3:38.601	22.799	3	2:58.448	01.133	46	1:43.720	03.697	72	1:48.112	22.114
64	2:08.872	05.478	17	3:38.731	23.692	55	2:55.471	01.307	50	1:44.343	04.009	90	1:47.738	22.781
50	2:09.461	06.067	4	3:38.934	24.918	88	2:54.462	01.332	56	1:44.066	04.344	4	1:48.530	23.236
46	2:10.008	06.614	90	3:39.086	25.657	16	2:53.661	01.340	58	1:44.049	04.771	8	1:48.371	1 Lap
5	2:11.028	07.634	8	3:38.751	27.239	47	2:52.841	01.495	5	1:43.993	05.185	2	1:55.789	32.081
69	2:11.557	08.163	72	3:38.894	28.234	23	2:51.016	01.723	69	1:44.154	05.819	<b>Num</b>	<b>Lap Time</b>	<b>Gap</b>
56	2:12.388	08.994	2	3:38.276	28.981	48	2:50.100	01.808	14	1:44.370	06.354	<b>Lap 8</b>		
14	2:13.365	09.971	<b>Num</b>	<b>Lap Time</b>	<b>Gap</b>	29	2:47.937	01.890	7	1:44.377	06.691	54	1:42.539	
7	2:13.999	10.605	<b>Lap 3</b>			38	2:48.855	01.894	3	1:45.132	07.806	24	1:42.810	00.425
3	2:15.011	11.617	54	3:13.869		1	2:47.317	02.020	18	1:45.378	08.098	64	1:43.200	03.905
18	2:15.743	12.349	24	3:14.161	00.966	4	2:42.974	02.082	88	1:45.466	08.781	46	1:43.482	05.245
58	2:16.566	13.172	64	3:13.266	02.172	44	2:46.172	02.094	55	1:45.595	09.435	56	1:43.031	06.040
55	2:17.308	13.914	50	3:13.935	03.316	17	2:45.090	02.247	16	1:45.115	09.738	50	1:43.869	07.053
48	2:18.483	15.089	46	3:13.388	04.275	90	2:42.509	02.582	47	1:45.503	10.543	58	1:43.839	07.336
88	2:19.447	16.053	5	3:13.489	05.356	72	2:41.981	03.189	48	1:45.508	11.201	5	1:43.754	07.649
16	2:20.156	16.762	69	3:13.390	05.990	2	2:42.138	04.110	23	1:45.746	11.892	69	1:43.954	08.896
47	2:21.348	17.954	56	3:13.186	06.673	<b>Num</b>	<b>Lap Time</b>	<b>Gap</b>	38	1:45.574	12.240	7	1:43.959	09.559
23	2:22.430	19.036	14	3:12.153	07.531	<b>Lap 5</b>			1	1:45.733	12.686	14	1:44.704	10.365
38	2:23.909	20.515	7	3:12.020	08.280	54	1:44.430		29	1:46.395	13.792	3	1:44.633	10.770
29	2:26.161	22.767	3	3:11.948	09.213	24	1:44.843	00.518	44	1:47.747	15.990	18	1:44.767	11.209
1	2:26.769	23.375	18	3:12.253	10.230	64	1:46.564	02.350	17	1:47.686	16.163	88	1:44.292	12.309
44	2:27.428	24.034	58	3:12.103	10.986	50	1:46.701	02.618	72	1:47.715	16.689	16	1:44.895	15.065
17	2:28.191	24.797	55	3:12.677	12.364	46	1:46.872	02.929	4	1:47.714	17.393	47	1:45.960	16.530
4	2:29.214	25.820	88	3:11.028	13.398	56	1:46.955	03.230	90	1:47.070	17.730	48	1:46.365	17.368
90	2:29.801	26.407	16	3:11.154	14.207	58	1:47.192	03.674	2	1:47.793	18.979	38	1:45.513	17.690
8	2:31.718	28.324	47	3:11.168	15.182	5	1:47.961	04.144	8	1:48.151	1 Lap	1	1:45.756	18.770
72	2:32.570	29.176	23	3:12.301	17.235	69	1:48.307	04.617	<b>Num</b>	<b>Lap Time</b>	<b>Gap</b>	23	1:46.868	19.718
2	2:33.935	30.541	48	3:17.223	18.236	14	1:48.412	04.936	<b>Lap 7</b>			29	1:46.866	21.623
<b>Num</b>	<b>Lap Time</b>	<b>Gap</b>	38	3:13.397	19.567	7	1:48.799	05.266	54	1:42.687		17	1:46.565	24.630
<b>Lap 2</b>			29	3:13.326	20.481	3	1:48.923	05.626	24	1:42.677	00.154	44	1:46.719	25.602
54	3:39.836		1	3:13.138	21.231	18	1:49.023	05.672	64	1:42.948	03.244	72	1:46.269	25.844
24	3:36.099	00.674	44	3:13.520	22.450	88	1:49.365	06.267	46	1:43.292	04.302	90	1:46.178	26.420
64	3:37.133	02.775	17	3:13.862	23.685	55	1:49.915	06.792	56	1:43.891	05.548	4	1:46.865	27.562
50	3:37.019	03.250	4	3:14.587	25.636	16	1:50.665	07.575	50	1:44.401	05.723	8	1:54.417	1 Lap
46	3:37.978	04.756	90	3:14.813	26.601	47	1:50.927	07.992	58	1:43.952	06.036	<b>Num</b>	<b>Lap Time</b>	<b>Gap</b>
5	3:37.938	05.736	8	3:13.892	27.262	48	1:51.267	08.645	5	1:43.936	06.434	<b>Lap 9</b>		
69	3:38.142	06.469	72	3:13.371	27.736	23	1:51.805	09.098	69	1:44.349	07.481	54	1:42.525	
56	3:38.198	07.356	2	3:13.388	28.500	38	1:52.154	09.618	7	1:44.135	08.139	24	1:43.348	01.248
14	3:39.112	09.247	<b>Num</b>	<b>Lap Time</b>	<b>Gap</b>	1	1:52.315	09.905	14	1:44.533	08.200	64	1:43.503	04.883
7	3:39.360	10.129	<b>Lap 4</b>			29	1:52.889	10.349	3	1:43.557	08.676	46	1:43.533	06.253
3	3:39.353	11.134	54	3:06.528		44	1:53.531	11.195	18	1:43.570	08.981	56	1:43.308	06.823
18	3:39.333	11.846	24	3:05.667	00.105	17	1:53.612	11.429	88	1:44.462	10.556	50	1:43.534	08.062
58	3:39.416	12.752	64	3:04.572	00.216	72	1:53.167	11.926	55	1:45.625	12.373	5	1:43.526	08.650
55	3:39.478	13.556	50	3:03.559	00.347	4	1:54.979	12.631	16	1:45.658	12.709	69	1:43.936	10.307
48	3:39.629	14.882	46	3:02.740	00.487	90	1:55.460	13.612	47	1:45.253	13.109	7	1:43.730	10.764
88	3:40.022	16.239	5	3:01.785	00.613	2	1:54.458	14.138	48	1:45.028	13.542	14	1:43.600	11.440
16	3:39.996	16.922	56	3:00.560	00.705	8	4:42.951	1 Lap	38	1:45.163	14.716	3	1:43.561	11.806
47	3:39.765	17.883	69	3:01.278	00.740	<b>Num</b>	<b>Lap Time</b>	<b>Gap</b>	23	1:46.184	15.389	18	1:43.885	12.569
23	3:39.603	18.803	7	2:59.145	00.897	<b>Lap 6</b>			1	1:45.554	15.553	88	1:44.429	14.213
38	3:39.360	20.039	58	2:56.454	00.912	54	1:42.952		29	1:46.191	17.296	16	1:44.523	17.063





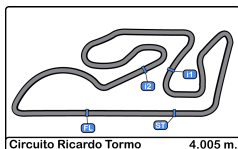


Circuit Ricardo Tormo  
EURONASCAR PRO  
Race - 2

Analysis by Lap

Num	Lap Time	Gap	Num	Lap Time	Gap	Num	Lap Time	Gap	Num	Lap Time	Gap	Num	Lap Time	Gap
47	1:44.519	18.524	14	1:44.526	13.620	50	1:43.861	13.481	5	3:05.806	04.998	7	1:46.955	03.315
48	1:44.656	19.499	3	1:44.370	13.997	7	1:43.985	16.037	50	3:06.071	05.760	5	1:47.532	03.789
38	1:44.895	20.060	18	1:44.278	14.589	14	1:46.306	19.144	7	3:03.742	06.371	14	1:47.634	04.338
1	1:44.757	21.002	8	1:51.685	2 Laps	3	1:46.037	19.279	14	3:02.814	07.291	3	1:48.659	05.381
58	1:57.234	22.045	88	1:44.554	16.718	18	1:46.066	19.797	3	3:02.384	07.954	58	1:48.549	05.624
23	1:46.210	23.403	16	1:45.702	21.646	69	1:47.444	20.074	18	3:02.567	08.721	50	1:49.527	05.985
29	1:46.680	25.778	47	1:45.104	21.979	88	1:45.310	21.744	69	3:02.221	09.078	18	1:49.578	06.403
17	1:46.834	28.939	38	1:44.611	23.448	8	1:46.488	2 Laps	88	2:59.129	10.065	69	1:49.860	06.801
44	1:47.835	30.912	58	1:44.024	23.992	58	1:44.908	28.516	58	2:54.278	10.933	88	1:49.897	07.003
72	1:48.024	31.343	1	1:45.409	24.841	38	1:46.185	29.528	38	2:53.102	11.711	1	1:50.591	07.902
4	1:47.411	32.448	23	1:45.952	28.947	1	1:44.964	30.572	1	2:51.725	12.417	38	1:50.479	07.916
90	1:52.549	36.444	29	1:46.937	32.893	47	1:46.326	31.741	47	2:51.856	13.361	47	1:50.582	08.262
<b>Num</b>	<b>Lap Time</b>	<b>Gap</b>	17	1:46.204	35.031	23	1:45.969	35.443	23	2:48.076	14.727	29	1:51.119	08.849
<b>Lap 10</b>			44	1:47.874	40.507	29	1:47.019	41.393	29	2:46.683	15.009	48	1:52.395	10.670
54	1:43.219		90	1:47.647	45.257	17	1:46.417	41.785	17	2:47.223	15.014	17	1:53.538	11.484
24	1:42.887	00.916	48	2:07.374	49.647	44	1:47.363	49.729	44	2:38.215	16.348	23	1:53.980	11.533
64	1:43.611	05.275	72	1:59.385	52.236	90	1:46.759	52.905	90	2:38.220	16.884	90	1:53.585	11.686
46	1:43.700	06.734	<b>Num</b>	<b>Lap Time</b>	<b>Gap</b>	48	1:45.163	54.649	48	2:38.395	17.838	44	1:53.486	11.875
8	2:50.956	2 Laps	<b>Lap 12</b>			<b>Num</b>	<b>Lap Time</b>	<b>Gap</b>	8	1:49.525	1 Lap	8	1:47.234	1 Lap
56	1:43.691	07.295	54	1:42.867		<b>Lap 14</b>			<b>Num</b>	<b>Lap Time</b>	<b>Gap</b>	<b>Num</b>	<b>Lap Time</b>	<b>Gap</b>
50	1:43.589	08.432	24	1:43.068	01.202	54	1:53.271		<b>Lap 16</b>			<b>Lap 18</b>		
5	1:43.551	08.982	64	1:43.693	06.490	24	1:53.006	00.946	24	3:16.145		24	1:43.498	
69	1:44.500	11.588	56	1:43.705	08.653	64	1:50.066	03.463	54	3:17.331	00.220	54	1:43.285	00.385
7	1:44.195	11.740	46	1:45.052	09.667	56	1:49.723	05.901	56	3:14.395	00.366	56	1:43.942	02.357
14	1:43.811	12.032	5	1:43.371	10.547	46	1:50.843	07.915	64	3:15.373	00.443	46	1:44.016	02.913
3	1:43.978	12.565	50	1:44.662	12.549	5	1:53.030	10.554	5	3:12.653	00.540	64	1:43.720	03.148
18	1:43.899	13.249	7	1:44.826	14.981	50	1:50.841	11.051	46	3:13.647	00.620	7	1:44.410	04.227
88	1:44.108	15.102	69	1:45.562	15.559	7	1:51.225	13.991	7	3:11.383	00.643	5	1:44.447	04.738
16	1:45.038	18.882	14	1:45.014	15.767	14	1:49.966	15.839	50	3:12.092	00.741	14	1:44.346	05.186
47	1:44.508	19.813	3	1:45.041	16.171	3	1:50.924	16.932	14	3:10.807	00.987	3	1:44.011	05.894
38	1:44.934	21.775	18	1:44.938	16.660	18	1:50.990	17.516	3	3:10.162	01.005	58	1:44.005	06.131
1	1:44.587	22.370	8	1:45.940	2 Laps	69	1:51.416	18.219	18	3:09.498	01.108	50	1:44.420	06.907
58	1:44.080	22.906	88	1:45.512	19.363	88	1:53.825	22.298	69	3:09.257	01.224	18	1:44.334	07.239
48	1:48.931	25.211	38	1:45.691	26.272	8	1:54.878	2 Laps	58	3:07.536	01.358	69	1:45.463	08.766
23	1:45.749	25.933	58	1:45.412	26.537	58	1:52.772	28.017	88	3:08.435	01.389	88	1:46.329	09.834
29	1:46.335	28.894	16	1:47.896	26.675	38	1:53.714	29.971	1	3:06.288	01.594	38	1:45.933	10.351
17	1:46.045	31.765	47	1:49.232	28.344	1	1:54.753	32.054	38	3:07.120	01.720	47	1:47.497	12.261
44	1:47.878	35.571	1	1:46.563	28.537	47	1:54.397	32.867	23	3:04.220	01.836	29	1:47.798	13.149
72	1:47.665	35.789	23	1:46.323	32.403	23	1:55.841	38.013	47	3:05.713	01.963	48	1:46.412	13.584
4	1:47.091	36.320	29	1:47.277	37.303	17	1:50.639	39.153	29	3:04.115	02.013	1	1:49.438	13.842
90	1:47.323	40.548	17	1:46.133	38.297	29	1:51.566	39.688	17	3:04.326	02.229	23	1:46.664	14.699
<b>Num</b>	<b>Lap Time</b>	<b>Gap</b>	44	1:47.655	45.295	44	1:53.037	49.495	90	3:02.611	02.384	90	1:49.808	17.996
<b>Lap 11</b>			90	1:46.685	49.075	90	1:50.392	50.026	48	3:01.831	02.558	44	1:49.749	18.126
54	1:42.938		48	1:45.635	52.415	48	1:49.427	50.805	44	3:03.435	02.672	17	1:54.928	22.914
24	1:43.023	01.001	<b>Num</b>	<b>Lap Time</b>	<b>Gap</b>	8	2:44.465	1 Lap	8	1:47.015	1 Lap	8	1:47.062	1 Lap
64	1:43.327	05.664	<b>Lap 13</b>			<b>Num</b>	<b>Lap Time</b>	<b>Gap</b>	<b>Num</b>	<b>Lap Time</b>	<b>Gap</b>	<b>Num</b>	<b>Lap Time</b>	<b>Gap</b>
46	1:43.686	07.482	54	1:42.929		<b>Lap 15</b>			<b>Lap 17</b>			<b>Lap 17</b>		
56	1:43.458	07.815	24	1:42.938	01.211	54	3:11.362		24	1:44.283		24	1:44.283	
5	1:43.999	10.043	64	1:43.107	06.668	24	3:11.382	00.966	54	1:44.661	00.598	54	1:44.661	00.598
50	1:45.260	10.754	56	1:43.725	09.449	64	3:10.080	02.181	56	1:45.830	01.913	56	1:45.830	01.913
69	1:44.214	12.864	46	1:43.605	10.343	56	3:08.543	03.082	46	1:46.058	02.395	46	1:46.058	02.395
7	1:44.220	13.022	5	1:43.177	10.795	46	3:07.531	04.084	64	1:46.766	02.926	64	1:46.766	02.926





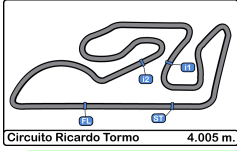
### Circuit Ricardo Tormo

### EURONASCAR PRO

### Race - 2

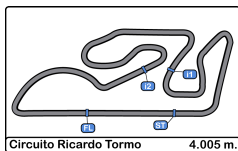
### Best Sectors Results

Sector - 1			Sector - 2			Sector - 3			Ideal Lap vs Best Lap						
Clas	Nº	Driver	Time	Nº	Driver	Time	Nº	Driver	Time	Clas	Nº	Driver	Ideal Lap	Best Lap	Clas
1	54	Ercoli Gianmarco	38.128	24	Day Alon	36.090	24	Day Alon	27.924	1	54	Ercoli Gianmarco	1:42.317	1:42.525	1
2	24	Day Alon	38.398	64	Graff Alexander	36.221	54	Ercoli Gianmarco	27.958	2	24	Day Alon	1:42.412	1:42.598	2
3	56	Rocca Nicolo	38.413	54	Ercoli Gianmarco	36.231	5	Lemarie Patrick	28.052	3	64	Graff Alexander	1:42.892	1:42.948	3
4	64	Graff Alexander	38.527	46	Iannetta Romain	36.330	64	Graff Alexander	28.144	4	5	Lemarie Patrick	1:42.969	1:43.177	5
5	5	Lemarie Patrick	38.568	5	Lemarie Patrick	36.349	18	Maggi Giorgio	28.172	5	56	Rocca Nicolo	1:43.031	1:43.031	4
6	46	Iannetta Romain	38.568	18	Maggi Giorgio	36.369	3	Gabillon Frederic	28.177	6	46	Iannetta Romain	1:43.103	1:43.292	6
7	3	Gabillon Frederic	38.675	3	Gabillon Frederic	36.388	56	Rocca Nicolo	28.178	7	3	Gabillon Frederic	1:43.240	1:43.557	8
8	7	Doubek Martin	38.705	56	Rocca Nicolo	36.440	14	Goossens Marc	28.199	8	18	Maggi Giorgio	1:43.414	1:43.570	9
9	50	Dauenhauer Tobias	38.781	58	Luhr Lucas	36.455	46	Iannetta Romain	28.205	9	7	Doubek Martin	1:43.486	1:43.730	11
10	14	Goossens Marc	38.798	7	Doubek Martin	36.497	50	Dauenhauer Tobias	28.233	10	50	Dauenhauer Tobias	1:43.512	1:43.534	7
11	88	Lanza Massimiliano	38.805	50	Dauenhauer Tobias	36.498	88	Lanza Massimiliano	28.279	11	14	Goossens Marc	1:43.561	1:43.600	10
12	47	Colavita Leonardo	38.827	69	Bleekemolen Sebastiaan	36.518	7	Doubek Martin	28.284	12	58	Luhr Lucas	1:43.688	1:43.839	12
13	18	Maggi Giorgio	38.873	14	Goossens Marc	36.564	16	Cappelli Claudio Remigio	28.308	13	69	Bleekemolen Sebastiaan	1:43.782	1:43.936	13
14	69	Bleekemolen Sebastiaan	38.907	1	Krasonis Thomas	36.615	58	Luhr Lucas	28.311	14	88	Lanza Massimiliano	1:43.863	1:44.108	14
15	58	Luhr Lucas	38.922	38	Grinbergas Gustas	36.733	69	Bleekemolen Sebastiaan	28.357	15	16	Cappelli Claudio Remigio	1:44.138	1:44.523	16
16	55	Armetta Fabrizio	38.947	88	Lanza Massimiliano	36.779	1	Krasonis Thomas	28.564	16	1	Krasonis Thomas	1:44.154	1:44.587	17
17	1	Krasonis Thomas	38.975	16	Cappelli Claudio Remigio	36.781	48	Sokolovskiy Yevgen	28.578	17	47	Colavita Leonardo	1:44.304	1:44.508	15
18	48	Sokolovskiy Yevgen	39.012	47	Colavita Leonardo	36.863	55	Armetta Fabrizio	28.606	18	38	Grinbergas Gustas	1:44.489	1:44.611	18
19	16	Cappelli Claudio Remigio	39.049	48	Sokolovskiy Yevgen	36.975	47	Colavita Leonardo	28.614	19	48	Sokolovskiy Yevgen	1:44.565	1:44.656	19
20	38	Grinbergas Gustas	39.059	90	Gabossi Nicolò	37.008	38	Grinbergas Gustas	28.697	20	55	Armetta Fabrizio	1:44.758	1:45.595	20
21	17	Manfre Bernardo	39.450	23	Tuomaala Henri	37.164	17	Manfre Bernardo	28.823	21	23	Tuomaala Henri	1:45.591	1:45.746	21
22	23	Tuomaala Henri	39.529	55	Armetta Fabrizio	37.205	90	Gabossi Nicolò	28.848	22	17	Manfre Bernardo	1:45.610	1:46.045	23
23	8	Caso Dario	39.538	8	Caso Dario	37.212	23	Tuomaala Henri	28.898	23	90	Gabossi Nicolò	1:45.765	1:46.178	24
24	72	Waden Ian Eric	39.770	4	Panagiotis Yannick	37.328	29	Koloc Aliyyah	28.935	24	8	Caso Dario	1:45.768	1:45.940	22
25	29	Koloc Aliyyah	39.847	17	Manfre Bernardo	37.337	8	Caso Dario	29.018	25	29	Koloc Aliyyah	1:46.191	1:46.191	25
26	4	Panagiotis Yannick	39.888	72	Waden Ian Eric	37.382	2	Monti Federico	29.019	26	72	Waden Ian Eric	1:46.269	1:46.269	26
27	90	Gabossi Nicolò	39.909	29	Koloc Aliyyah	37.409	72	Waden Ian Eric	29.117	27	4	Panagiotis Yannick	1:46.438	1:46.865	28
28	44	Rautjarvi Jonne	39.935	44	Rautjarvi Jonne	37.451	4	Panagiotis Yannick	29.222	28	44	Rautjarvi Jonne	1:46.719	1:46.719	27
29	2	Monti Federico	40.037	2	Monti Federico	37.928	44	Rautjarvi Jonne	29.333	29	2	Monti Federico	1:46.984	1:47.793	29
30	65	Romagnoli Riccardo	1:32.964	65	Romagnoli Riccardo	Transpo	65	Romagnoli Riccardo	Transpo	30	65	Romagnoli Riccardo	Transpo	Transpo	30



Circuito Ricardo Tormo  
 EURONASCAR PRO  
 Race - 2  
 Leader Sequence

N°	Driver	Nat	Cat	Clas	Team	Nat	Vehicle	Start Lap	End Lap	Laps	Total Laps
54	Ercoli Gianmarco				CAAL Racing		Chevrolet Camaro	1	15	15	15
24	Day Alon				PK Carsport		Chevrolet Camaro	16	18	3	3



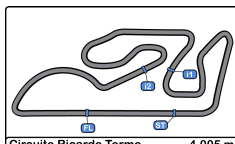
Circuito Ricardo Tormo

EURONASCAR PRO

Race - 2

Best 5 Lap Times

Cls	N°	Driver	Nat	Cat	Cls	Team	Nat	Vehicle	Best 1		Best 2		Best 3		Best 4		Best 5	
									Time	Lap	Time	Lap	Time	Lap	Time	Lap	Time	Lap
1	54	Ercoli Gianmarco	ITA			CAAL Racing	ITA	Chevrolet Camaro	1:42.525	9	1:42.539	8	1:42.687	7	1:42.867	12	1:42.929	13
2	24	Day Alon	ISR			PK Carsport	ISR	Chevrolet Camaro	1:42.598	6	1:42.677	7	1:42.810	8	1:42.887	10	1:42.938	13
3	64	Graff Alexander	SWE			Speedhouse	FRA	Ford Mustang	1:42.948	7	1:43.107	13	1:43.200	8	1:43.327	11	1:43.503	9
4	56	Rocca Nicolo	ITA			CAAL Racing	ITA	Ford Mustang	1:43.031	8	1:43.308	9	1:43.458	11	1:43.691	10	1:43.705	12
5	5	Lemarie Patrick	FRA			Academy Motorsport / Alex Caffi	ITA	EuroNASCAR FJ	1:43.177	13	1:43.371	12	1:43.526	9	1:43.551	10	1:43.754	8
6	46	Iannetta Romain	FRA			Marko Stipp Motorsport	DEU	Chevrolet Camaro	1:43.292	7	1:43.482	8	1:43.533	9	1:43.605	13	1:43.686	11
7	50	Dauenhauer Tobias	DEU	Junio	1	Hendriks Motorsport	NLD	Ford Mustang	1:43.534	9	1:43.589	10	1:43.861	13	1:43.869	8	1:44.343	6
8	3	Gabillon Frederic	FRA			RDV Competition	FRA	EuroNASCAR FJ	1:43.557	7	1:43.561	9	1:43.978	10	1:44.011	18	1:44.370	11
9	18	Maggi Giorgio	CHE	Junio	2	Race Art Technology	CHE	Toyota Camry	1:43.570	7	1:43.885	9	1:43.899	10	1:44.278	11	1:44.334	18
10	14	Goossens Marc	BEL			Speedhouse	FRA	Ford Mustang	1:43.600	9	1:43.811	10	1:44.346	18	1:44.370	6	1:44.526	11
11	7	Doubek Martin	CZE	Cha	1	Hendriks Motorsport	NLD	Ford Mustang	1:43.730	9	1:43.959	8	1:43.985	13	1:44.135	7	1:44.195	10
12	58	Luhr Lucas	DEU			Racingfuel Motorsport	CHE	Chevrolet Camaro	1:43.839	8	1:43.952	7	1:44.005	18	1:44.024	11	1:44.049	6
13	69	Bleekemolen Sebastiaan	NLD			Team Bleekemolen	NLD	Ford Mustang	1:43.936	9	1:43.954	8	1:44.154	6	1:44.214	11	1:44.349	7
14	88	Lanza Massimiliano	ITA	Cha	2	CAAL Racing	ITA	Chevrolet Camaro	1:44.108	10	1:44.292	8	1:44.429	9	1:44.462	7	1:44.554	11
15	47	Colavita Leonardo	ITA	Junio	3	Racers Motorsport	ITA	Chevrolet Camaro	1:44.508	10	1:44.519	9	1:45.104	11	1:45.253	7	1:45.503	6
16	16	Cappelli Claudio Remigio	ITA	Cha	3	MK1 Racing - RaceArt	ITA	Shadow DNM8	1:44.523	9	1:44.895	8	1:45.038	10	1:45.115	6	1:45.658	7
17	1	Krasonis Thomas	GRC	Junio	4	Academy Motorsport / Alex Caffi	ITA	Ford Mustang	1:44.587	10	1:44.757	9	1:44.964	13	1:45.409	11	1:45.554	7
18	38	Grinbergas Gustas	LIT	Junio	5	Buggyra ZM-MFT Racing	ARE	Ford Mustang	1:44.611	11	1:44.895	9	1:44.934	10	1:45.163	7	1:45.513	8
19	48	Sokolovskiy Yevgen	UKR	Cha	4	Marko Stipp Motorsport	DEU	Chevrolet Camaro	1:44.656	9	1:45.028	7	1:45.163	13	1:45.508	6	1:45.635	12
20	55	Armetta Fabrizio	ITA	Cha	5	The Club Motorsport	ITA	Chevrolet Camaro	1:45.595	6	1:45.625	7	1:49.915	5	2:17.308	1	2:55.471	4
21	23	Tuomaala Henri	FIN	Cha	6	Team Bleekemolen	NLD	Chevrolet Camaro	1:45.746	6	1:45.749	10	1:45.952	11	1:45.969	13	1:46.184	7
22	8	Caso Dario	ITA	Cha	7	Racers Motorsport	ITA	Chevrolet Camaro	1:45.940	10	1:46.488	11	1:47.015	15	1:47.062	17	1:47.234	16
23	17	Manfre Bernardo	ITA	Cha	8	MK1 Racing - RaceArt	ITA	Shadow DNM8	1:46.045	10	1:46.133	12	1:46.204	11	1:46.417	13	1:46.565	8
24	90	Gabossi Nicolò	ITA	Cha	9	Not Only Motorsport	ITA	Chevrolet Camaro	1:46.178	8	1:46.685	12	1:46.759	13	1:47.070	6	1:47.323	10
25	29	Koloc Aliyyah	ARE	Junio	6	Buggyra ZM-MFT Racing	ARE	Ford Mustang	1:46.191	7	1:46.335	10	1:46.395	6	1:46.680	9	1:46.866	8
26	72	Waden Ian Eric	FIN	Cha	10	Team Bleekemolen	NLD	Ford Mustang	1:46.269	8	1:47.665	10	1:47.715	6	1:48.024	9	1:48.112	7
27	44	Rautjarvi Jonne	FIN	Junio	7	Team Bleekemolen	NLD	Chevrolet Camaro	1:46.719	8	1:47.363	13	1:47.655	12	1:47.747	6	1:47.835	9
28	4	Panagiotis Yannick	FRA	Cha	11	Panasport	FRA	Ford Mustang	1:46.865	8	1:47.091	10	1:47.411	9	1:47.714	6	1:48.530	7
29	2	Monti Federico	ITA	Cha	12	Academy Motorsport / Alex Caffi	ITA	EuroNASCAR FJ	1:47.793	6	1:54.458	5	1:55.789	7	2:33.935	1	2:42.138	4
30	65	Romagnoli Riccardo	ITA	Cha	13	The Club Motorsport	ITA	Chevrolet Camaro										



Circuit Ricardo Tormo

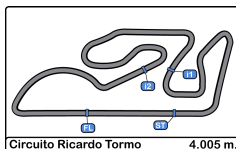
EURONASCAR PRO

Race - 2

Fastest Laps Sequence

Lap	Time of Day	Session Time	Nº	Driver	Nat	Cat	Team	Nat	Vehicle	Time	Km/h
3	14:42:36.414	9:07.414	18	Maggi Giorgio	CHN	Junior	Race Art Technology	CHN	Toyota Camry	3:12.253	74.9
3	14:42:37.170	9:08.170	58	Luhr Lucas	DEU		Racingfuel Motorsport	CHN	Chevrolet Camaro	3:12.103	75.0
3	14:42:39.582	9:10.582	88	Lanza Massimiliano	ITA	Chal	CAAL Racing	ITA	Chevrolet Camaro	3:11.028	75.4
4	14:45:32.712	12:03.712	54	Ercoli Gianmarco	ITA		CAAL Racing	ITA	Chevrolet Camaro	3:06.528	77.2
4	14:45:32.817	12:03.817	24	Day Alon	ISR		PK Carsport	BEL	Chevrolet Camaro	3:05.667	77.6
4	14:45:32.928	12:03.928	64	Graff Alexander	SWE		Speedhouse	FRA	Ford Mustang	3:04.572	78.1
4	14:45:33.059	12:04.059	50	Dauenhauer Tobias	DEU	Junior	Hendriks Motorsport	AUS	Ford Mustang	3:03.559	78.5
4	14:45:33.199	12:04.199	46	Iannetta Romain	FRA		Marko Stipp Motorsport	DEU	Chevrolet Camaro	3:02.740	78.8
4	14:45:33.324	12:04.324	5	Lemarie Patrick	FRA		Academy Motorsport / Alex Caffi Motorsport	ITA	EuroNASCAR FJ	3:01.785	79.3
4	14:45:33.417	12:04.417	56	Rocca Nicolo	ITA		CAAL Racing	ITA	Ford Mustang	3:00.560	79.8
4	14:45:33.609	12:04.609	7	Doubek Martin	CZE	Chal	Hendriks Motorsport	AUS	Ford Mustang	2:59.145	80.4
4	14:45:33.624	12:04.624	58	Luhr Lucas	DEU		Racingfuel Motorsport	CHN	Chevrolet Camaro	2:56.454	81.7
4	14:45:34.019	12:05.019	55	Armetta Fabrizio	ITA	Chal	The Club Motorsport	ITA	Chevrolet Camaro	2:55.471	82.1
4	14:45:34.044	12:05.044	88	Lanza Massimiliano	ITA	Chal	CAAL Racing	ITA	Chevrolet Camaro	2:54.462	82.6
4	14:45:34.052	12:05.052	16	Cappelli Claudio Remigio	ITA	Chal	MK1 Racing - RaceArt Technology	ITA	Shadow DNM8	2:53.661	83.0
4	14:45:34.207	12:05.207	47	Colavita Leonardo	ITA	Junior	Racers Motorsport	ITA	Chevrolet Camaro	2:52.841	83.4
4	14:45:34.435	12:05.435	23	Tuomaala Henri	FIN	Chal	Team Bleekemolen	AUS	Chevrolet Camaro	2:51.016	84.3
4	14:45:34.520	12:05.520	48	Sokolovskiy Yevgen	URS	Chal	Marko Stipp Motorsport	DEU	Chevrolet Camaro	2:50.100	84.7
4	14:45:34.602	12:05.602	29	Koloc Aliyyah	ARE	Junior	Buggyra ZM-MFT Racing	ARE	Ford Mustang	2:47.937	85.8
4	14:45:34.732	12:05.732	1	Krasonis Thomas	GRC	Junior	Academy Motorsport / Alex Caffi Motorsport	ITA	Ford Mustang	2:47.317	86.1
4	14:45:34.794	12:05.794	4	Panagiotis Yannick	FRA	Chal	Panasport	FRA	Ford Mustang	2:42.974	88.4
4	14:45:35.293	12:06.293	90	Gabossi Nicolò	ITA	Chal	Not Only Motorsport	ITA	Chevrolet Camaro	2:42.509	88.7
4	14:45:35.901	12:06.901	72	Waden Ian Eric	FIN	Chal	Team Bleekemolen	AUS	Ford Mustang	2:41.981	89.0
5	14:47:17.142	13:48.142	54	Ercoli Gianmarco	ITA		CAAL Racing	ITA	Chevrolet Camaro	1:44.430	138.0
6	14:49:00.094	15:31.094	54	Ercoli Gianmarco	ITA		CAAL Racing	ITA	Chevrolet Camaro	1:42.952	140.0
6	14:49:00.258	15:31.258	24	Day Alon	ISR		PK Carsport	BEL	Chevrolet Camaro	1:42.598	140.5
8	14:52:25.320	18:56.320	54	Ercoli Gianmarco	ITA		CAAL Racing	ITA	Chevrolet Camaro	1:42.539	140.6
9	14:54:07.845	20:38.845	54	Ercoli Gianmarco	ITA		CAAL Racing	ITA	Chevrolet Camaro	1:42.525	140.6





Circuit Ricardo Tormo

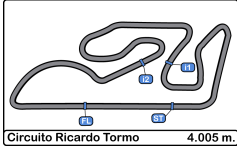
EURONASCAR PRO

Race - 2

Lap Chart

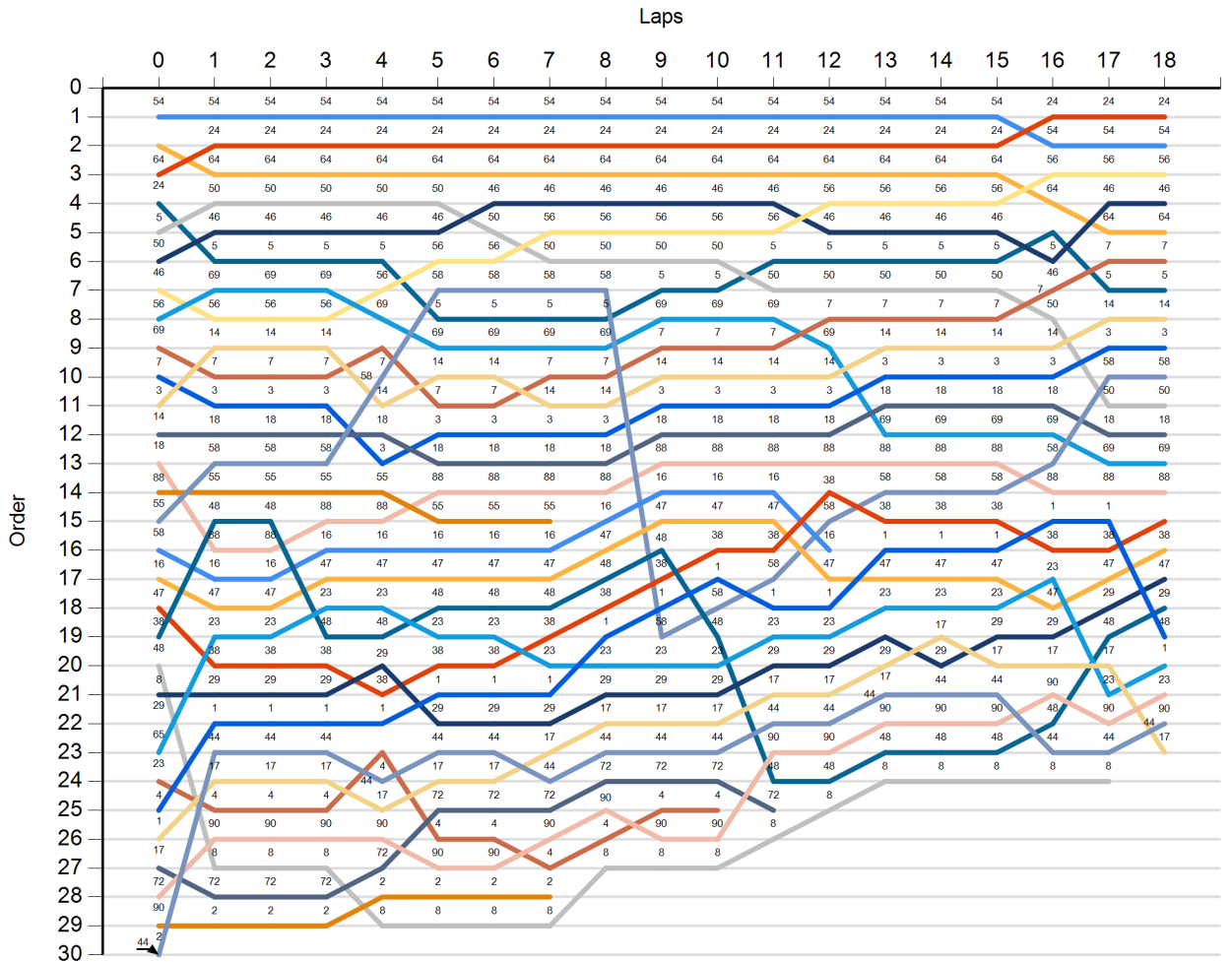
LAP

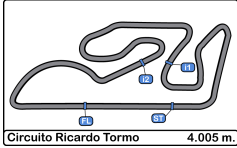
Nr	Pos	Grid	1	2	3	4	5	6	7	8	9	10	11	12	13	14	15	16	17	18
54	1	54	54	54	54	54	54	54	54	54	54	54	54	54	54	54	24	24	24	24
64	2	64	24	24	24	24	24	24	24	24	24	24	24	24	24	24	24	54	54	54
24	3	24	64	64	64	64	64	64	64	64	64	64	64	64	64	64	64	56	56	56
5	4	5	50	50	50	50	50	46	46	46	46	46	46	56	56	56	56	64	46	46
50	5	50	46	46	46	46	46	50	56	56	56	56	56	46	46	46	46	5	64	64
46	6	46	5	5	5	5	56	56	50	50	50	50	5	5	5	5	5	46	7	7
56	7	56	69	69	69	56	58	58	58	58	5	5	50	50	50	50	50	7	5	5
69	8	69	56	56	56	69	5	5	5	5	69	69	69	7	7	7	7	50	14	14
7	9	7	14	14	14	7	69	69	69	69	7	7	7	69	14	14	14	14	3	3
3	10	3	7	7	7	58	14	14	7	7	14	14	14	14	3	3	3	3	58	58
14	11	14	3	3	3	14	7	7	14	14	3	3	3	3	18	18	18	18	50	50
18	12	18	18	18	18	18	3	3	3	3	18	18	18	18	69	69	69	69	18	18
88	13	88	58	58	58	3	18	18	18	18	88	88	88	88	88	88	88	58	69	69
55	14	55	55	55	55	55	88	88	88	88	16	16	16	38	58	58	58	88	88	88
58	15	58	48	48	88	88	55	55	55	16	47	47	47	58	38	38	38	1	1	38
16	16	16	88	88	16	16	16	16	16	16	47	48	38	38	16	1	1	38	38	47
47	17	47	16	16	47	47	47	47	47	47	48	38	1	58	47	47	47	23	47	29
38	18	38	47	47	23	23	48	48	48	38	1	58	1	1	23	23	23	47	29	48
48	19	48	23	23	48	48	23	23	38	1	58	48	23	23	29	17	29	29	48	1
8	20	8	38	38	38	29	38	38	23	23	23	23	29	29	17	29	17	17	17	23
29	21	29	29	29	29	38	1	1	1	29	29	29	17	17	44	44	44	90	23	90
65	22	65	1	1	1	1	29	29	29	17	17	17	44	44	90	90	90	48	90	44
23	23	23	44	44	44	4	44	44	17	44	44	44	90	90	48	48	48	44	44	17
4	24	4	17	17	17	44	17	17	44	72	72	72	48	48	8	8	8	8	8	8
1	25	1	4	4	4	17	72	72	72	90	4	4	72	8						
17	26	17	90	90	90	90	4	4	90	4	90	90	8							
72	27	72	8	8	8	72	90	90	4	8	8	8								
90	28	90	72	72	72	2	2	2	2	2										
2	29	2	2	2	2	8	8	8	8											
44	30	44																		



Circuito Ricardo Tormo  
EURONASCAR PRO  
Race - 2  
Graphic Lap Chart

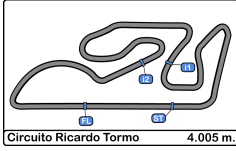
- 54
- 64
- 24
- 5
- 50
- 46
- 56
- 69
- 7
- 3
- 14
- 18
- 88
- 55
- 58
- 16
- 47
- 38
- 48
- 8
- 29
- 65
- 23
- 4
- 1
- 17
- 72
- 90
- 2
- 44





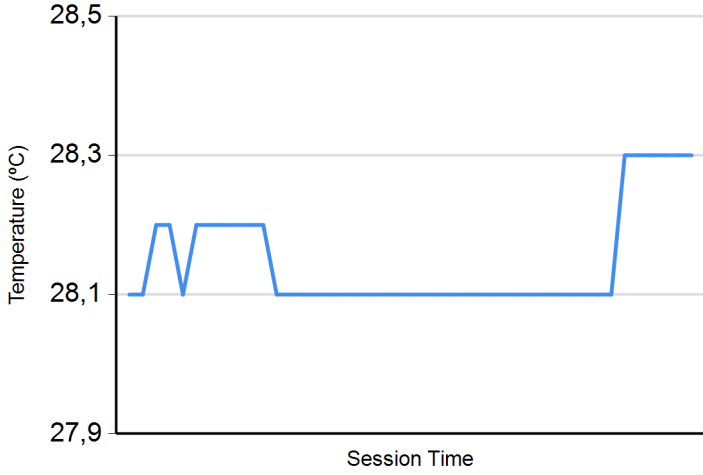
**Circuit Ricardo Tormo**  
**EURONASCAR PRO**  
**Race - 2**  
**Pit Stop Analysis**

Nr.	In Day Time	Driver	Nat	Cat	Team	Nat	Vehicle	In Time	Stop N°	Pit Time	Handicap	Penalty
8	14:42:50.266	Caso Dario		MS	Chal Racers Motorsport		MS Chevrolet Camaro	9:21.181	1	2:58.746		
8	14:53:05.015	Caso Dario		MS	Chal Racers Motorsport		MS Chevrolet Camaro	19:35.930	2	1:05.518		
48	14:56:13.950	Sokolovskiy Yevgen		MS	Chal Marko Stipp Motorsport		MS Chevrolet Camaro	22:44.866	1	26.173		

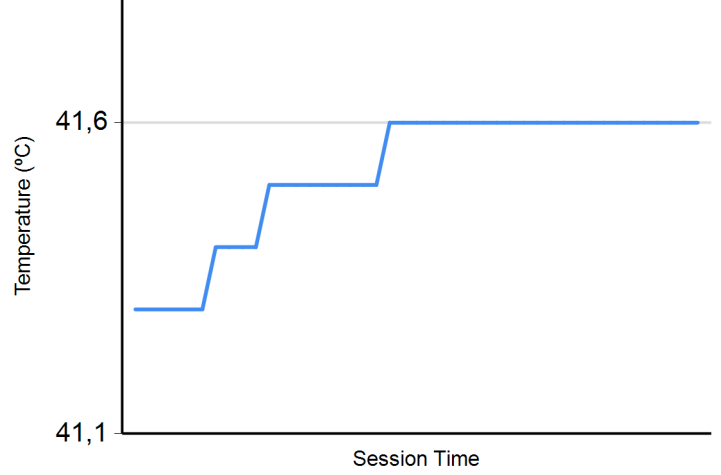


Circuit Ricardo Tormo  
 EURONASCAR PRO  
 Race - 2  
**Weather Report**

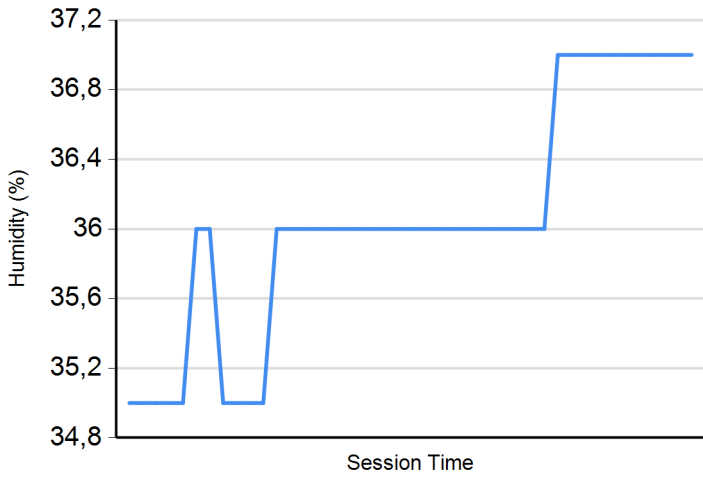
**Air Temperature**



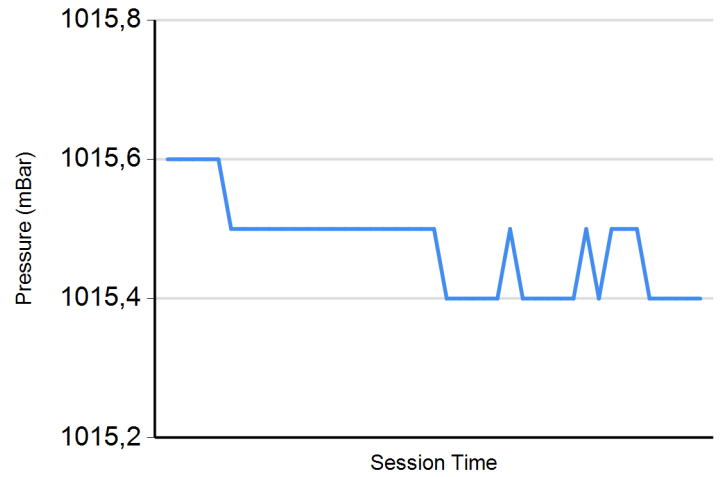
**Track Temperature**



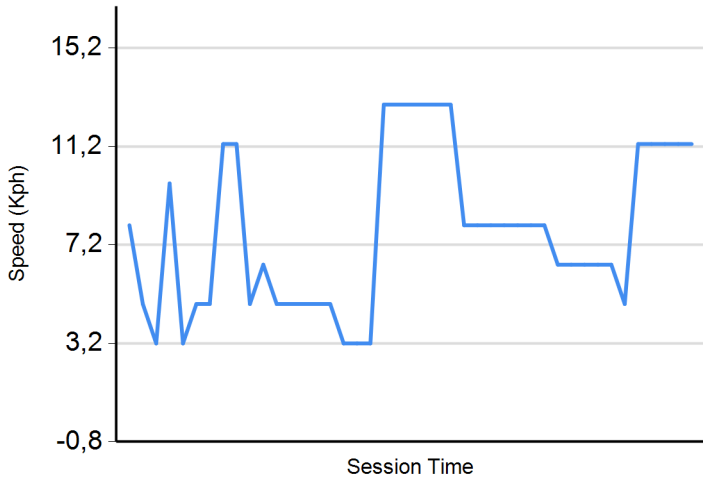
**Humidity**



**Pressure**



**Wind Speed**



**Wind direction**

