

Autodromo Int. do Algarve
TCR Europe
Race - 1
Provisional Results



Clas	Nº	Driver	Nat	Cat	Clas	Team	Nat	Vehicle	Laps	Total Time	Gap	Interval	Km/h	Best	Time	Km/h
1	105	MICHELISZ	HUN			BRC Hyundai N Squadra	ITA	Hyundai Elantra N	12	22:38.708			147.9	2	1:52.446	148.9
2	196	AZCONA	ESP			BRC Hyundai N Squadra	ITA	Hyundai Elantra N	12	22:39.413	0.705	0.705	147.8	2	1:52.319	149.1
3	179	HUFF	GBR			Audi Sport Team Comtoyoy	BEL	Audi RS 3 LMS II	12	22:40.418	1.710	1.005	147.7	2	1:52.372	149.0
4	122	VERVISCH	BEL			Audi Sport Team Comtoyoy	BEL	Audi RS 3 LMS II	12	22:43.166	4.458	2.748	147.4	2	1:52.361	149.0
5	129	GIROLAMI	ARG			ALM Motorsport	EST	Honda Civic Type R	12	22:43.567	4.859	0.401	147.4	2	1:52.705	148.6
6	155	MA QUING HUA	CHN			Cyan Racing Lynk & Co	SWE	Lynk & Co 03 FL	12	22:48.115	9.407	4.548	146.9	2	1:52.959	148.2
7	168	EHLRACHER	FRA			Cyan Racing Lynk & Co	SWE	Lynk & Co 03 FL	12	22:51.876	13.168	3.761	146.5	4	1:53.195	147.9
8	111	BJÖRK	SWE			Cyan Racing Lynk & Co	SWE	Lynk & Co 03 FL	12	22:53.220	14.512	1.344	146.3	3	1:53.417	147.6
9	27	FILIPPI	FRA			Comtoyoy Racing	BEL	Audi RS 3 LMS II	12	22:56.504	17.796	3.284	146.0	4	1:53.713	147.3
10	22	PAUWELS	BEL	R	1	Comtoyoy Racing	BEL	Audi RS 3 LMS II	12	23:01.477	22.769	4.973	145.5	3	1:53.540	147.5
11	34	CORONEL	NLD	D	1	Comtoyoy Racing	BEL	Audi RS 3 LMS II	12	23:02.787	24.079	1.310	145.3	3	1:53.491	147.5
12	62	BORKOVIĆ	SRB	D	2	Target Competition	ITA	Hyundai Elantra N	12	23:05.157	26.449	2.370	145.1	4	1:53.838	147.1
13	11	DAVIDOVSKI	MDA	D	3	Comtoyoy Racing	BEL	Audi RS 3 LMS II	12	23:05.660	26.952	0.503	145.0	2	1:53.742	147.2
14	23	SMITH	GBR	R	2	Volcano Motorsport	ESP	Audi RS 3 LMS II	12	23:09.056	30.348	3.396	144.7	3	1:54.157	146.7
15	19	F.FERNÁNDEZ	ESP	D	4	RC2 Racing Team	ESP	Audi RS 3 LMS II	12	23:10.411	31.703	1.355	144.5	3	1:54.429	146.3
16	8	BALDAN	ITA			Aggressive Team Italia	ITA	Hyundai Elantra N	12	23:11.673	32.965	1.262	144.4	3	1:54.385	146.4
17	71	BARGWANNA	AUS	R	3	Team Clairet Sport – Burson	FRA	Peugeot 308	12	23:15.836	37.128	4.163	144.0	2	1:54.466	146.3
18	12	R.FERNÁNDEZ	ESP	D	5	RC2 Racing Team	ESP	Audi RS 3 LMS II	12	23:16.347	37.639	0.511	143.9	2	1:54.971	145.6
19	39	BROWN	GBR	R	4	Volcano Motorsport	ESP	Audi RS 3 LMS II	12	23:21.140	42.432	4.793	143.4	3	1:54.158	146.7
20	48	KARLSSON	SWE	D	6	Aggressive Team Italia	ITA	Hyundai Elantra N	11	21:44.602	1 Lap	1 Lap	141.2	3	1:55.311	145.2
21	10	ANDERSSON	SWE	R	5	MA:GP	SWE	Lynk & Co 03	9	17:55.571	3 Laps	2 Laps	140.1	3	1:53.336	147.7
Not classified: (Requirements: 75% of number laps of leader = 9 Laps)																
	112	URRUTIA	URY			Cyan Racing Lynk & Co	SWE	Lynk & Co 03 FL	1	3:23.809	11 Laps	8 Laps	82.1	1	3:23.809	82.1

Fastest lap AZCONA in 1:52.319 at 149.1 Km/h in lap 2

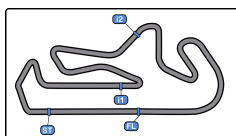
Published at:.....

Track Temp: 21.3 °C Air Temp: 27.1 °C Humidity: 52 % Track Status: DRY

Race Director:

Timekeeper:





Autodromo Int. do Algarve

TCR Europe

Race - 1

Provisional Results by Category



KUMHO TIRE
All-ways. Go with you

Autodromo do Algarve 4.653 m.

Clas	Nº	Driver	Nat	Cat	Clas	Team	Nat	Vehicle	Laps	Total Time	Gap	Interval	Km/h	Best	Time	Km/h
1	105	MICHELISZ	HUN			BRC Hyundai N Squadra	ITA	Hyundai Elantra N	12	22:38.708			147.9	2	1:52.446	148.9
2	196	AZCONA	ESP			BRC Hyundai N Squadra	ITA	Hyundai Elantra N	12	22:39.413	0.705	0.705	147.8	2	1:52.319	149.1
3	179	HUFF	GBR			Audi Sport Team Comtoyoy	BEL	Audi RS 3 LMS II	12	22:40.418	1.710	1.005	147.7	2	1:52.372	149.0
4	122	VERVISCH	BEL			Audi Sport Team Comtoyoy	BEL	Audi RS 3 LMS II	12	22:43.166	4.458	2.748	147.4	2	1:52.361	149.0
5	129	GIROLAMI	ARG			ALM Motorsport	EST	Honda Civic Type R FL5	12	22:43.567	4.859	0.401	147.4	2	1:52.705	148.6
6	155	MA QUING HUA	CHN			Cyan Racing Lynk & Co	SWE	Lynk & Co 03 FL	12	22:48.115	9.407	4.548	146.9	2	1:52.959	148.2
7	168	EHLRACHER	FRA			Cyan Racing Lynk & Co	SWE	Lynk & Co 03 FL	12	22:51.876	13.168	3.761	146.5	4	1:53.195	147.9
8	111	BJÖRK	SWE			Cyan Racing Lynk & Co	SWE	Lynk & Co 03 FL	12	22:53.220	14.512	1.344	146.3	3	1:53.417	147.6
9	27	FILIPPI	FRA			Comtoyoy Racing	BEL	Audi RS 3 LMS II	12	22:56.504	17.796	3.284	146.0	4	1:53.713	147.3
10	8	BALDAN	ITA			Aggressive Team Italia	ITA	Hyundai Elantra N	12	23:11.673	32.965	15.169	144.4	3	1:54.385	146.4

Not classified: (Requirements: 75% of number laps of leader = 9 Laps)

112	URRUTIA	URY				Cyan Racing Lynk & Co	SWE	Lynk & Co 03 FL	1	3:23.809	11 Laps	11 Laps	82.1	1	3:23.809	82.1
-----	---------	-----	--	--	--	-----------------------	-----	-----------------	---	----------	---------	---------	------	---	----------	------

Rookie

Clas	Nº	Driver	Nat	Cat	Clas	Team	Nat	Vehicle	Laps	Total Time	Gap	Interval	Km/h	Best	Time	Km/h
1	22	PAUWELS	BEL	R	1	Comtoyoy Racing	BEL	Audi RS 3 LMS II	12	23:01.477			145.5	3	1:53.540	147.5
2	23	SMITH	GBR	R	2	Volcano Motorsport	ESP	Audi RS 3 LMS II	12	23:09.056	7.579	7.579	144.7	3	1:54.157	146.7
3	71	BARGWANNA	AUS	R	3	Team Clairet Sport – Burson	FRA	Peugeot 308	12	23:15.836	14.359	6.780	144.0	2	1:54.466	146.3
4	39	BROWN	GBR	R	4	Volcano Motorsport	ESP	Audi RS 3 LMS II	12	23:21.140	19.663	5.304	143.4	3	1:54.158	146.7
5	10	ANDERSSON	SWE	R	5	MA:GP	SWE	Lynk & Co 03	9	17:55.571	3 Laps	3 Laps	140.1	3	1:53.336	147.7

D

Clas	Nº	Driver	Nat	Cat	Clas	Team	Nat	Vehicle	Laps	Total Time	Gap	Interval	Km/h	Best	Time	Km/h
1	34	CORONEL	NLD	D	1	Comtoyoy Racing	BEL	Audi RS 3 LMS II	12	23:02.787			145.3	3	1:53.491	147.5
2	62	BORKOVIĆ	SRB	D	2	Target Competition	ITA	Hyundai Elantra N	12	23:05.157	2.370	2.370	145.1	4	1:53.838	147.1
3	11	DAVIDOVSKI	MCO	D	3	Comtoyoy Racing	BEL	Audi RS 3 LMS II	12	23:05.660	2.873	0.503	145.0	2	1:53.742	147.2
4	19	F.FERNÁNDEZ	ESP	D	4	RC2 Racing Team	ESP	Audi RS 3 LMS II	12	23:10.411	7.624	4.751	144.5	3	1:54.429	146.3
5	12	R.FERNÁNDEZ	ESP	D	5	RC2 Racing Team	ESP	Audi RS 3 LMS II	12	23:16.347	13.560	5.936	143.9	2	1:54.971	145.6
6	48	KARLSSON	SWE	D	6	Aggressive Team Italia	ITA	Hyundai Elantra N	11	21:44.602	1 Lap	1 Lap	141.2	3	1:55.311	145.2

Fastest lap AZCONA in 1:52.319 at 149.1 Km/h in lap 2

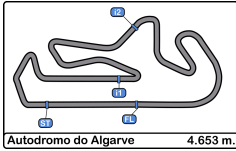
Published at:.....

Track Temp: 21.3 °C Air Temp: 27.1 °C Humidity: 52 % Track Status: DRY

Race Director:

Timekeeper:





Autodromo Int. do Algarve

TCR Europe

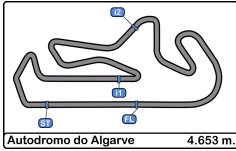
Race - 1

Provisional Classification by Driver Fastest Lap



KUMHO TIRE
All-ways. Go with you

Clas	Nº	Driver	Nat	Cat	Clas	Team	Nat	Vehicle	Laps	Best	Time	Gap	Interval	Km/h
1	196	AZCONA		ESP		BRC Hyundai N Squadra		ITA Hyundai Elantra N	12	2	1:52.319			149.1
2	122	VERVISCH		BEL		Audi Sport Team Comtoyout		BEL Audi RS 3 LMS II	12	2	1:52.361	0.042	0.042	149.0
3	179	HUFF		GBR		Audi Sport Team Comtoyout		BEL Audi RS 3 LMS II	12	2	1:52.372	0.053	0.011	149.0
4	105	MICHELISZ		HUN		BRC Hyundai N Squadra		ITA Hyundai Elantra N	12	2	1:52.446	0.127	0.074	148.9
5	129	GIROLAMI		ARG		ALM Motorsport		EST Honda Civic Type R	12	2	1:52.705	0.386	0.259	148.6
6	155	MA QUING HUA		CHN		Cyan Racing Lynk & Co		SWE Lynk & Co 03 FL	12	2	1:52.959	0.640	0.254	148.2
7	168	EHLRACHER		FRA		Cyan Racing Lynk & Co		SWE Lynk & Co 03 FL	12	4	1:53.195	0.876	0.236	147.9
8	10	ANDERSSON		SWE	R 1	MA:GP		SWE Lynk & Co 03	9	3	1:53.336	1.017	0.141	147.7
9	111	BJÖRK		SWE		Cyan Racing Lynk & Co		SWE Lynk & Co 03 FL	12	3	1:53.417	1.098	0.081	147.6
10	34	CORONEL		NLD	D 1	Comtoyout Racing		BEL Audi RS 3 LMS II	12	3	1:53.491	1.172	0.074	147.5
11	22	PAUWELS		BEL	R 2	Comtoyout Racing		BEL Audi RS 3 LMS II	12	3	1:53.540	1.221	0.049	147.5
12	27	FILIPPI		FRA		Comtoyout Racing		BEL Audi RS 3 LMS II	12	4	1:53.713	1.394	0.173	147.3
13	11	DAVIDOVSKI		CRO	D 2	Comtoyout Racing		BEL Audi RS 3 LMS II	12	2	1:53.742	1.423	0.029	147.2
14	62	BORKOVIĆ		CRO	D 3	Target Competition		ITA Hyundai Elantra N	12	4	1:53.838	1.519	0.096	147.1
15	23	SMITH		GBR	R 3	Volcano Motorsport		ESP Audi RS 3 LMS II	12	3	1:54.157	1.838	0.319	146.7
16	39	BROWN		GBR	R 4	Volcano Motorsport		ESP Audi RS 3 LMS II	12	3	1:54.158	1.839	0.001	146.7
17	8	BALDAN		ITA		Aggressive Team Italia		ITA Hyundai Elantra N	12	3	1:54.385	2.066	0.227	146.4
18	19	F.FERNÁNDEZ		ESP	D 4	RC2 Racing Team		ESP Audi RS 3 LMS II	12	3	1:54.429	2.110	0.044	146.3
19	71	BARGWANNA		AUS	R 5	Team Clairat Sport –		FRA Peugeot 308	12	2	1:54.466	2.147	0.037	146.3
20	12	R.FERNÁNDEZ		ESP	D 5	RC2 Racing Team		ESP Audi RS 3 LMS II	12	2	1:54.971	2.652	0.505	145.6
21	48	KARLSSON		SWE	D 6	Aggressive Team Italia		ITA Hyundai Elantra N	11	3	1:55.311	2.992	0.340	145.2
22	112	URRUTIA		URY		Cyan Racing Lynk & Co		SWE Lynk & Co 03 FL	1	1	3:23.809	1:31.490	1:28.498	82.1



Autodromo Int. do Algarve

TCR Europe

Race - 1

Distance and Speed Average

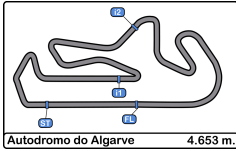


KUMHO TIRE
All-ways. Go with you

Autodromo do Algarve 4.653 m.

Clas	Nº	Driver	Nat	Cat	Clas	Team	Nat	Vehicle	Laps	Distance	Total Time	Km/h
1	105	MICHELISZ	HUN			BRC Hyundai N Squadra	ITA	Hyundai Elantra N	12	55.83	22:38.708	147.9
2	196	AZCONA	ESP			BRC Hyundai N Squadra	ITA	Hyundai Elantra N	12	55.83	22:39.413	147.8
3	179	HUFF	GBR			Audi Sport Team Comtoyout	BEL	Audi RS 3 LMS II	12	55.83	22:40.418	147.7
4	122	VERVISCH	BEL			Audi Sport Team Comtoyout	BEL	Audi RS 3 LMS II	12	55.83	22:43.166	147.4
5	129	GIROLAMI	ARG			ALM Motorsport	EST	Honda Civic Type R	12	55.83	22:43.567	147.4
6	155	MA QUING HUA	CHN			Cyan Racing Lynk & Co	SWE	Lynk & Co 03 FL	12	55.83	22:48.115	146.9
7	168	EHRLACHER	FRA			Cyan Racing Lynk & Co	SWE	Lynk & Co 03 FL	12	55.83	22:51.876	146.5
8	111	BJÖRK	SWE			Cyan Racing Lynk & Co	SWE	Lynk & Co 03 FL	12	55.83	22:53.220	146.3
9	27	FILIPPI	FRA			Comtoyout Racing	BEL	Audi RS 3 LMS II	12	55.83	22:56.504	146.0
10	22	PAUWELS	BEL	R	1	Comtoyout Racing	BEL	Audi RS 3 LMS II	12	55.83	23:01.477	145.5
11	34	CORONEL	NLD	D	1	Comtoyout Racing	BEL	Audi RS 3 LMS II	12	55.83	23:02.787	145.3
12	62	BORKOVIĆ	SRB	D	2	Target Competition	ITA	Hyundai Elantra N	12	55.83	23:05.157	145.1
13	11	DAVIDOVSKI	MKD	D	3	Comtoyout Racing	BEL	Audi RS 3 LMS II	12	55.83	23:05.660	145.0
14	23	SMITH	GBR	R	2	Volcano Motorsport	ESP	Audi RS 3 LMS II	12	55.83	23:09.056	144.7
15	19	F.FERNÁNDEZ	ESP	D	4	RC2 Racing Team	ESP	Audi RS 3 LMS II	12	55.83	23:10.411	144.5
16	8	BALDAN	ITA			Aggressive Team Italia	ITA	Hyundai Elantra N	12	55.83	23:11.673	144.4
17	71	BARGWANNA	AUS	R	3	Team Clairat Sport –	FRA	Peugeot 308	12	55.83	23:15.836	144.0
18	12	R.FERNÁNDEZ	ESP	D	5	RC2 Racing Team	ESP	Audi RS 3 LMS II	12	55.83	23:16.347	143.9
19	39	BROWN	GBR	R	4	Volcano Motorsport	ESP	Audi RS 3 LMS II	12	55.83	23:21.140	143.4
20	48	KARLSSON	SWE	D	6	Aggressive Team Italia	ITA	Hyundai Elantra N	11	51.18	21:44.602	141.2
21	10	ANDERSSON	SWE	R	5	MA:GP	SWE	Lynk & Co 03	9	41.87	17:55.571	140.1
22	112	URRUTIA	URY			Cyan Racing Lynk & Co	SWE	Lynk & Co 03 FL	1	04.65	3:23.809	82.1





Autodromo Int. do Algarve
TCR Europe
Race - 1
Lap Analysis



8 Nicola Baldan Hyundai Elantra N **12** Rubén Fernández Audi RS 3 LMS II
Aggressive Team Italia D RC2 Racing Team

Lap	D	Time	Sector 1	Sector 2	Sector 3	T. Spd	Elapsed	Lap	D	Time	Sector 1	Sector 2	Sector 3	T. Spd	Elapsed
1		2:04.327	43.779	38.287	42.261	169.8	2:04.327	1		2:02.534	42.685	37.103	42.746		2:02.534
2		1:54.850	36.478	36.563	41.809	240.0	3:59.177	2		1:54.971	36.140	36.626	42.205		3:57.505
3		1:54.385	35.830	36.794	41.761	239.4	5:53.562	3		1:55.477	36.051	37.173	42.253		5:52.982
4		1:55.307	36.393	37.103	41.811	239.4	7:48.869	4		1:56.384	36.096	38.291	41.997		7:49.366
5		1:55.236	36.194	36.988	42.054	240.0	9:44.105	5		1:55.484	36.306	37.047	42.131		9:44.850
6		1:56.179	36.459	36.931	42.789	240.5	11:40.284	6		1:55.729	36.069	37.047	42.613		11:40.579
7		1:55.086	36.352	36.586	42.148	235.8	13:35.370	7		1:56.047	36.928	36.971	42.148		13:36.626
8		1:55.773	37.076	36.624	42.073	236.8	15:31.143	8		1:56.996	36.983	37.742	42.271	243.7	15:33.622
9		1:55.136	36.169	36.930	42.037	233.7	17:26.279	9		1:55.642	36.097	36.995	42.550		17:29.264
10		1:55.199	36.054	37.245	41.900	234.2	19:21.478	10		1:55.823	36.242	37.308	42.273		19:25.087
11		1:55.000	35.973	36.981	42.046	234.7	21:16.478	11		1:55.648	36.216	37.240	42.192	242.1	21:20.735
12		1:55.195	36.142	36.974	42.079	234.2	23:11.673	12		1:55.612	36.327	36.926	42.359		23:16.347

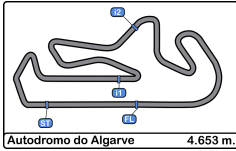
10 Viktor Andersson Lynk & Co 03 **19** Felipe Fernández Audi RS 3 LMS II
Rookie MA:GP D RC2 Racing Team

Lap	D	Time	Sector 1	Sector 2	Sector 3	T. Spd	Elapsed	Lap	D	Time	Sector 1	Sector 2	Sector 3	T. Spd	Elapsed
1		2:01.303	42.030	37.311	41.962	164.1	2:01.303	1		2:01.660	42.044	37.320	42.296	163.1	2:01.660
2		1:54.747	35.918	36.172	42.657	242.6	3:56.050	2		1:55.259		2:32.758	42.117	240.5	3:56.919
3		1:53.336	35.552	35.946	41.838	239.4	5:49.386	3		1:54.429	35.856	36.573	42.000		5:51.348
4		1:53.635	35.621	36.335	41.679	240.0	7:43.021	4		1:54.466	36.213	36.582	41.671		7:45.814
5		1:54.846	35.860	36.107	42.879	243.2	9:37.867	5		1:54.435	35.932	36.670	41.833	238.4	9:40.249
6		1:55.817	36.452	36.651	42.714	232.2	11:33.684	6		1:54.934	35.849	36.857	42.228		11:35.183
7		2:00.975	37.175	38.864	44.936	240.0	13:34.659	7		1:57.531		2:33.431	43.185		13:32.714
8		2:01.320	38.695	37.828	44.797	220.4	15:35.979	8		1:54.655	36.038	36.538	42.079		15:27.369
9		2:19.592 P	39.907	40.625	59.060	204.9	17:55.571	9		1:55.594	36.151	36.955	42.488	241.0	17:22.963
10								10		1:55.597	36.137	36.991	42.469		19:18.560
11								11		1:55.774	36.254	37.205	42.315		21:14.334
12								12		1:56.077		2:33.075	42.522		23:10.411

11 Viktor Davidovski Audi RS 3 LMS II **22** Kobe Pauwels Audi RS 3 LMS II
D Comtoyoy Racing Rookie Comtoyoy Racing

Lap	D	Time	Sector 1	Sector 2	Sector 3	T. Spd	Elapsed	Lap	D	Time	Sector 1	Sector 2	Sector 3	T. Spd	Elapsed
1		2:00.599	41.510	37.208	41.881	161.1	2:00.599								
2		1:53.742	35.724	36.356	41.662	244.3	3:54.341								
3		1:54.258	36.086	36.287	41.885	242.1	5:48.599								
4		1:53.972	35.921	36.306	41.745	244.8	7:42.571	1		1:59.352	40.419	37.220	41.713	152.1	1:59.352
5		1:56.604	35.896	36.339	44.369	243.2	9:39.175	2		1:53.683	35.813	36.446	41.424	242.6	3:53.035
6		1:54.954	36.106	36.632	42.216	244.3	11:34.129	3		1:53.540	35.965	36.091	41.484	244.8	5:46.575
7		1:56.270	36.935	37.202	42.133	244.3	13:30.399	4		1:53.729	35.679	36.411	41.639	243.2	7:40.304
8		1:54.661	36.057	36.364	42.240	238.9	15:25.060	5		1:54.646	35.806	36.601	42.239	243.2	9:34.950
9		1:54.770	35.832	36.405	42.533	239.4	17:19.830	6		1:55.897	37.309	36.620	41.968	241.0	11:30.847
10		1:54.905	36.177	36.551	42.177	238.9	19:14.735	7		1:54.160	35.880	36.463	41.817	241.0	13:25.007
11		1:54.702	35.880	36.661	42.161	240.5	21:09.437	8		1:55.112	36.109	36.330	42.673	240.0	15:20.119
12		1:56.223	36.917	36.886	42.420	240.0	23:05.660	9		1:55.342	36.149	36.807	42.386	240.0	17:15.461
								10		1:56.124	36.651	36.963	42.510	240.5	19:11.585
								11		1:54.898	36.033	36.719	42.146	239.4	21:06.483
								12		1:54.994	36.006	36.662	42.326	237.8	23:01.477





Autodromo Int. do Algarve
TCR Europe
Race - 1
Lap Analysis



23 Isaac Smith Audi RS 3 LMS II **39** Lewis Brown Audi RS 3 LMS II
Rookie Volcano Motorsport Rookie Volcano Motorsport

Lap	D	Time	Sector 1	Sector 2	Sector 3	T. Spd	Elapsed	Lap	D	Time	Sector 1	Sector 2	Sector 3	T. Spd	Elapsed
1		2:01.960	43.084	36.753	42.123	169.8	2:01.960	1		2:07.105	48.050	36.794	42.261	163.8	2:07.105
2		1:54.727	35.876	36.437	42.414	245.4	3:56.687	2		1:54.465	36.207	36.334	41.924	239.4	4:01.570
3		1:54.157	35.639	36.187	42.331	245.4	5:50.844	3		1:54.158	35.836	36.537	41.785	242.1	5:55.728
4		1:54.200	36.050	36.475	41.675	240.5	7:45.044	4		1:56.549	36.219	38.068	42.262	241.6	7:52.277
5		1:54.475	35.917	36.611	41.947	244.8	9:39.519	5		1:56.431	36.621	36.582	43.228	241.6	9:48.708
6		1:55.430	36.142	36.767	42.521	245.4	11:34.949	6		1:55.194	35.999	36.629	42.566	236.8	11:43.902
7		1:56.652	36.434	37.488	42.730	243.7	13:31.601	7		1:55.644	36.008	37.049	42.587	238.4	13:39.546
8		1:55.262	36.198	36.872	42.192	242.6	15:26.863	8		1:55.908	36.232	36.971	42.705	239.4	15:35.454
9		1:55.713	36.304	36.976	42.433	241.6	17:22.576	9		1:55.955	36.323	36.930	42.702	237.3	17:31.409
10		1:55.278	36.178	36.719	42.381	239.4	19:17.854	10		1:56.003	36.430	36.919	42.654	236.8	19:27.412
11		1:55.464	36.276	36.907	42.281	239.4	21:13.318	11		1:56.301	36.186	36.899	43.216	238.4	21:23.713
12		1:55.738	36.443	36.738	42.557	238.4	23:09.056	12		1:57.427	36.478	37.504	43.445	235.2	23:21.140

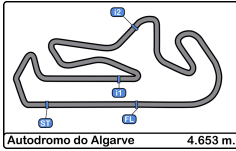
27 John Filippi Audi RS 3 LMS II **48** Mikael Karlsson Hyundai Elantra N
Comtoyout Racing D Aggressive Team Italia

Lap	D	Time	Sector 1	Sector 2	Sector 3	T. Spd	Elapsed	Lap	D	Time	Sector 1	Sector 2	Sector 3	T. Spd	Elapsed
1		1:59.823	41.041	37.235	41.547	160.4	1:59.823	1		2:04.109	43.654	37.666	42.789	170.0	2:04.109
2		1:53.838	35.677	36.491	41.670	244.3	3:53.661	2		1:55.915	36.575	37.098	42.242	240.0	4:00.024
3		1:54.637	36.464	36.103	42.070	242.6	5:48.298	3		1:55.311	36.181	36.822	42.308	237.3	5:55.335
4		1:53.713	35.858	36.193	41.662	241.6	7:42.011	4		1:56.469	36.494	37.589	42.386	232.2	7:51.804
5		1:53.724	35.775	36.301	41.648	241.6	9:35.735	5		1:57.363	36.569	37.488	43.306	231.2	9:49.167
6		1:54.342	36.302	36.324	41.716	241.6	11:30.077	6		1:55.784	36.498	36.887	42.399	231.7	11:44.951
7		1:53.763	35.795	36.125	41.843	240.5	13:23.840	7		1:56.287	36.270	37.301	42.716	233.2	13:41.238
8		1:54.261	36.002	36.392	41.867	239.4	15:18.101	8		1:56.315	36.407	36.956	42.952	233.7	15:37.553
9		1:54.459	36.050	36.509	41.900	239.4	17:12.560	9		1:56.329	36.753	37.006	42.570	231.2	17:33.882
10		1:54.344	36.010	36.494	41.840	239.4	19:06.904	10		1:56.846	36.824	37.358	42.664	225.4	19:30.728
11		1:54.696	36.175	36.613	41.908	240.0	21:01.600	11		2:13.874 P	37.492	39.529	56.853	224.0	21:44.602
12		1:54.904	36.183	36.646	42.075	238.4	22:56.504								

34 Tom Coronel Audi RS 3 LMS II **62** Dušan Borković Hyundai Elantra N
D Comtoyout Racing D Target Competition

Lap	D	Time	Sector 1	Sector 2	Sector 3	T. Spd	Elapsed	Lap	D	Time	Sector 1	Sector 2	Sector 3	T. Spd	Elapsed
1		2:00.219	41.233	37.287	41.699	146.7	2:00.219	1		2:00.941	41.495	37.586	41.860	160.4	2:00.941
2		1:53.624	35.832	36.272	41.520	243.7	3:53.843	2		1:54.298	35.719	36.777	41.802	241.0	3:55.239
3		1:53.491	35.986	36.100	41.405	245.4	5:47.334	3		1:55.387	35.777	36.413	43.197	239.4	5:50.626
4		1:53.551	35.711	36.173	41.667	239.4	7:40.885	4		1:53.838	35.857	36.380	41.601	236.3	7:44.464
5		1:54.250	35.632	36.413	42.205	242.6	9:35.135	5		1:54.379	35.782	36.505	42.092	237.8	9:38.843
6		1:56.074	37.374	36.810	41.890	243.2	11:31.209	6		1:54.952	36.106	36.624	42.222	237.8	11:33.795
7		1:54.360	35.933	36.638	41.789	243.2	13:25.569	7		1:54.729	36.007	36.603	42.119	240.5	13:28.524
8		1:54.987	36.137	36.538	42.312	241.6	15:20.556	8		1:55.007	36.136	36.797	42.074	235.8	15:23.531
9		1:55.195	35.928	36.953	42.314	241.6	17:15.751	9		1:54.932	36.019	36.580	42.333	235.2	17:18.463
10		1:56.186	36.575	37.073	42.538	241.0	19:11.937	10		1:55.454	36.195	36.976	42.283	235.8	19:13.917
11		1:55.382	36.269	36.708	42.405	241.0	21:07.319	11		1:55.279	36.053	36.803	42.423	235.8	21:09.196
12		1:55.468	36.339	36.407	42.722	239.4	23:02.787	12		1:55.961	36.646	36.769	42.546	234.7	23:05.157





Autodromo Int. do Algarve
TCR Europe
Race - 1
Lap Analysis



71 Ben Bargwanna Peugeot 308 122 Frédéric Vervisch Audi RS 3 LMS II
Rookie Team Claiert Sport – Burson Auto Audi Sport Team Comtoyout

Lap	D	Time	Sector 1	Sector 2	Sector 3	T. Spd	Elapsed	Lap	D	Time	Sector 1	Sector 2	Sector 3	T. Spd	Elapsed
1		2:03.820	43.492	37.739	42.589	171.1	2:03.820	1		1:56.429	38.876	36.298	41.255	143.2	1:56.429
2		1:54.466	36.002	36.382	42.082	238.9	3:58.286	2		1:52.361	35.319	36.019	41.023	243.7	3:48.790
3		1:55.065	36.025	36.612	42.428	241.0	5:53.351	3		1:52.577	35.427	35.954	41.196	243.7	5:41.367
4		1:55.273	36.271	36.845	42.157	240.0	7:48.624	4		1:52.741	35.406	36.175	41.160	242.1	7:34.108
5		1:55.229	36.240	36.794	42.195	239.4	9:43.853	5		1:52.935	35.391	36.064	41.480	243.2	9:27.043
6		1:56.574	36.402	36.693	43.479	239.4	11:40.427	6		1:53.158	35.484	36.153	41.521	243.2	11:20.201
7		1:55.898	36.727	36.841	42.330	238.4	13:36.325	7		1:53.266	35.459	36.094	41.713	242.6	13:13.467
8		1:56.493	36.982	36.985	42.526	240.5	15:32.818	8		1:54.038	35.569	36.561	41.908	241.6	15:07.505
9		1:55.990	36.332	37.016	42.642	237.3	17:28.808	9		1:54.195	35.718	36.322	42.155	239.4	17:01.700
10		1:55.913	36.427	37.030	42.456	237.3	19:24.721	10		1:53.722	35.600	36.361	41.761	239.4	18:55.422
11		1:55.336	36.087	36.730	42.519	238.4	21:20.057	11		1:53.829	35.631	36.210	41.988	239.4	20:49.251
12		1:55.779	36.333	36.841	42.605	236.3	23:15.836	12		1:53.915	35.744	36.280	41.891	237.8	22:43.166

105 Norbert Michelisz Hyundai Elantra N 129 Néstor Girolami Honda Civic Type R FL5
BRC Hyundai N Squadra Corse ALM Motorsport

Lap	D	Time	Sector 1	Sector 2	Sector 3	T. Spd	Elapsed	Lap	D	Time	Sector 1	Sector 2	Sector 3	T. Spd	Elapsed
1		1:54.490	37.315	35.985	41.190	131.5	1:54.490	1		1:56.715	39.159	36.340	41.216	145.3	1:56.715
2		1:52.446	35.544	35.966	40.936	232.2	3:46.936	2		1:52.705	35.461	36.097	41.147	245.4	3:49.420
3		1:52.762	35.624	36.067	41.071	233.7	5:39.698	3		1:52.774	35.523	35.947	41.304	243.7	5:42.194
4		1:52.692	35.629	35.945	41.118	233.2	7:32.390	4		1:52.743	35.403	35.970	41.370	242.6	7:34.937
5		1:52.898	35.655	36.059	41.184	233.2	9:25.288	5		1:53.137	35.546	36.178	41.413	243.2	9:28.074
6		1:53.022	35.628	36.030	41.364	234.2	11:18.310	6		1:53.180	35.498	36.170	41.512	243.2	11:21.254
7		1:53.120	35.672	36.096	41.352	232.7	13:11.430	7		1:53.466	35.721	36.175	41.570	243.7	13:14.720
8		1:53.340	35.697	36.162	41.481	231.7	15:04.770	8		1:53.294	35.462	36.219	41.613	242.1	15:08.014
9		1:53.489	35.715	36.303	41.471	231.7	16:58.259	9		1:54.023	35.517	36.145	42.361	243.7	17:02.037
10		1:53.183	35.628	36.112	41.443	231.2	18:51.442	10		1:53.687	35.569	36.379	41.739	244.8	18:55.724
11		1:53.543	35.727	36.163	41.653	232.2	20:44.985	11		1:53.938	35.705	36.208	42.025	242.1	20:49.662
12		1:53.723	35.710	36.389	41.624	231.2	22:38.708	12		1:53.905	35.659	36.216	42.030	243.2	22:43.567

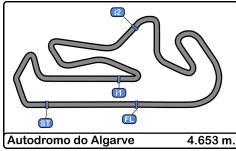
111 Thed Björk Lynk & Co 03 FL 155 Ma Qing Hua Lynk & Co 03 FL
Cyan Racing Lynk & Co Cyan Racing Lynk & Co

Lap	D	Time	Sector 1	Sector 2	Sector 3	T. Spd	Elapsed	Lap	D	Time	Sector 1	Sector 2	Sector 3	T. Spd	Elapsed
1		1:58.767	40.384	36.766	41.617	149.7	1:58.767	1		1:57.100	39.680	36.240	41.180	145.7	1:57.100
2		1:53.853	36.000	36.400	41.453	240.0	3:52.620	2		1:52.959	35.698	36.105	41.156	240.0	3:50.059
3		1:53.417	35.787	36.182	41.448	240.0	5:46.037	3		1:53.260	35.686	36.145	41.429	239.4	5:43.319
4		1:53.599	35.721	36.449	41.429	238.4	7:39.636	4		1:53.424	35.748	36.185	41.491	236.8	7:36.743
5		1:53.757	35.698	36.437	41.622	238.4	9:33.393	5		1:53.584	35.937	35.993	41.654	236.3	9:30.327
6		1:53.836	35.833	36.430	41.573	238.4	11:27.229	6		1:53.534	35.789	36.052	41.693	237.3	11:23.861
7		1:53.967	35.699	36.559	41.709	238.9	13:21.196	7		1:53.826	36.013	36.257	41.556	237.3	13:17.687
8		1:54.243	35.983	36.585	41.675	237.8	15:15.439	8		1:53.895	35.952	36.160	41.783	235.8	15:11.582
9		1:54.251	35.894	36.542	41.815	237.3	17:09.690	9		1:54.192	35.937	36.345	41.910	234.7	17:05.774
10		1:54.221	36.020	36.525	41.676	237.3	19:03.911	10		1:53.881	35.851	36.374	41.656	235.8	18:59.655
11		1:54.683	36.112	36.732	41.839	238.4	20:58.594	11		1:53.967	35.873	36.316	41.778	236.3	20:53.622
12		1:54.626	36.023	36.691	41.912	236.3	22:53.220	12		1:54.493	36.025	36.600	41.868	234.7	22:48.115

112 Santiago Urrutia Lynk & Co 03 FL
Cyan Racing Lynk & Co

Lap	D	Time	Sector 1	Sector 2	Sector 3	T. Spd	Elapsed
1		3:23.809 P	48.090	59.030	1:36.689	155.1	3:23.809





Autodromo Int. do Algarve
TCR Europe
Race - 1
Lap Analysis



KUMHO TIRE
All-ways. Go with you

168

Yann Ehrlacher

Lynk & Co 03 FL

Cyan Racing Lynk & Co

Lap	D	Time	Sector 1	Sector 2	Sector 3	T. Spd	Elapsed
1		1:58.196	40.412	36.359	41.425	156.9	1:58.196
2		1:53.437	35.679	36.218	41.540	237.3	3:51.633
3		1:53.222	35.612	36.123	41.487	237.8	5:44.855
4		1:53.195	35.631	36.069	41.495	236.3	7:38.050
5		1:53.592	35.732	36.259	41.601	237.3	9:31.642
6		1:53.879	35.811	36.249	41.819	237.8	11:25.521
7		1:54.048	35.784	36.448	41.816	237.8	13:19.569
8		1:54.134	35.722	36.508	41.904	235.8	15:13.703
9		1:54.319	35.733	36.445	42.141	235.8	17:08.022
10		1:54.488	35.886	36.413	42.189	235.2	19:02.510
11		1:54.311	35.782	36.495	42.034	235.8	20:56.821
12		1:55.055	36.129	36.625	42.301	233.7	22:51.876

179

Rob Huff

Audi RS 3 LMS II

Audi Sport Team Comtoyoyou

Lap	D	Time	Sector 1	Sector 2	Sector 3	T. Spd	Elapsed
1		1:55.948	38.435	36.409	41.104	139.1	1:55.948
2		1:52.372	35.333	35.965	41.074	241.6	3:48.320
3		1:52.506	35.333	35.961	41.212	242.6	5:40.826
4		1:52.780	35.460	36.100	41.220	241.0	7:33.606
5		1:52.941	35.369	36.261	41.311	242.1	9:26.547
6		1:53.120	35.464	36.162	41.494	242.1	11:19.667
7		1:53.217	35.461	36.267	41.489	240.5	13:12.884
8		1:53.391	35.472	36.282	41.637	240.0	15:06.275
9		1:53.564	35.521	36.428	41.615	240.5	16:59.839
10		1:53.406	35.484	36.220	41.702	241.6	18:53.245
11		1:53.426	35.455	36.287	41.684	240.5	20:46.671
12		1:53.747	35.652	36.448	41.647	240.0	22:40.418

196

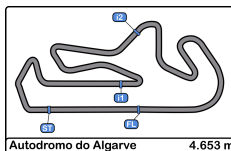
Mikel Azcona

Hyundai Elantra N

BRC Hyundai N Squadra Corse

Lap	D	Time	Sector 1	Sector 2	Sector 3	T. Spd	Elapsed
1		1:55.338	38.066	36.065	41.207	131.8	1:55.338
2		1:52.319	35.439	35.869	41.011	234.2	3:47.657
3		1:52.534	35.428	36.016	41.090	235.8	5:40.191
4		1:52.665	35.585	35.873	41.207	235.2	7:32.856
5		1:53.006	35.623	36.075	41.308	236.3	9:25.862
6		1:53.029	35.697	35.930	41.402	235.2	11:18.891
7		1:53.177	35.644	36.195	41.338	232.7	13:12.068
8		1:53.551	35.622	36.345	41.584	233.2	15:05.619
9		1:53.522	35.660	36.299	41.563	233.7	16:59.141
10		1:53.078	35.615	36.069	41.394	233.7	18:52.219
11		1:53.492	35.730	36.156	41.606	234.2	20:45.711
12		1:53.702	35.787	36.298	41.617	231.7	22:39.413





Autodromo Int. do Algarve

TCR Europe

Race - 1

Analysis by Lap



Autodromo do Algarve 4.653 m.

Num	Lap Time	Gap
Lap 1		
105	1:54.490	
196	1:55.338	00.848
179	1:55.948	01.458
122	1:56.429	01.939
129	1:56.715	02.225
155	1:57.100	02.610
168	1:58.196	03.706
111	1:58.767	04.277
22	1:59.352	04.862
27	1:59.823	05.333
34	2:00.219	05.729
11	2:00.599	06.109
62	2:00.941	06.451
10	2:01.303	06.813
19	2:01.660	07.170
23	2:01.960	07.470
12	2:02.534	08.044
71	2:03.820	09.330
48	2:04.109	09.619
8	2:04.327	09.837
39	2:07.105	12.615
112	3:23.809	1:29.319

Num Lap Time Gap

Num	Lap Time	Gap
Lap 2		
105	1:52.446	
196	1:52.319	00.721
179	1:52.372	01.384
122	1:52.361	01.854
129	1:52.705	02.484
155	1:52.959	03.123
168	1:53.437	04.697
111	1:53.853	05.684
22	1:53.683	06.099
27	1:53.838	06.725
34	1:53.624	06.907
11	1:53.742	07.405
62	1:54.298	08.303
10	1:54.747	09.114
23	1:54.727	09.751
19	1:55.259	09.983
12	1:54.971	10.569
71	1:54.466	11.350
8	1:54.850	12.241
48	1:55.915	13.088
39	1:54.465	14.634

Num Lap Time Gap

Num	Lap Time	Gap
Lap 3		
105	1:52.762	
196	1:52.534	00.493
179	1:52.506	01.128
122	1:52.577	01.669
129	1:52.774	02.496
155	1:53.260	03.621
168	1:53.222	05.157
111	1:53.417	06.339

Num	Lap Time	Gap
22	1:53.540	06.877
34	1:53.491	07.636
27	1:54.637	08.600
11	1:54.258	08.901
10	1:53.336	09.688
62	1:55.387	10.928
23	1:54.157	11.146
19	1:54.429	11.650
12	1:55.477	13.284
71	1:55.065	13.653
8	1:54.385	13.864
48	1:55.311	15.637
39	1:54.158	16.030

Num Lap Time Gap

Num	Lap Time	Gap
Lap 4		
105	1:52.692	
196	1:52.665	00.466
179	1:52.780	01.216
122	1:52.741	01.718
129	1:52.743	02.547
155	1:53.424	04.353
168	1:53.195	05.660
111	1:53.599	07.246
22	1:53.729	07.914
34	1:53.551	08.495
27	1:53.713	09.621
11	1:53.972	10.181
10	1:53.635	10.631
62	1:53.838	12.074
23	1:54.200	12.654
19	1:54.466	13.424
71	1:55.273	16.234
8	1:55.307	16.479
12	1:56.384	16.976
48	1:56.469	19.414
39	1:56.549	19.887

Num Lap Time Gap

Num	Lap Time	Gap
Lap 5		
105	1:52.898	
196	1:53.006	00.574
179	1:52.941	01.259
122	1:52.935	01.755
129	1:53.137	02.786
155	1:53.584	05.039
168	1:53.592	06.354
111	1:53.757	08.105
22	1:54.646	09.662
34	1:54.250	09.847
27	1:53.724	10.447
10	1:54.846	12.579
62	1:54.379	13.555
11	1:56.604	13.887
23	1:54.475	14.231
19	1:54.435	14.961
71	1:55.229	18.565
8	1:55.236	18.817
12	1:55.484	19.562

Num Lap Time Gap

Num	Lap Time	Gap
Lap 6		
105	1:53.022	
196	1:53.029	00.581
179	1:53.120	01.357
122	1:53.158	01.891
129	1:53.180	02.944
155	1:53.534	05.551
168	1:53.879	07.211
111	1:53.836	08.919
27	1:54.342	11.767
22	1:55.897	12.537
34	1:56.074	12.899
10	1:55.817	15.374
62	1:54.952	15.485
11	1:54.954	15.819
23	1:55.430	16.639
19	1:54.934	16.873
8	1:56.179	21.974
71	1:56.574	22.117
12	1:55.729	22.269
39	1:55.194	25.592
48	1:55.784	26.641

Num Lap Time Gap

Num	Lap Time	Gap
Lap 7		
105	1:53.120	
196	1:53.177	00.638
179	1:53.217	01.454
122	1:53.266	02.037
129	1:53.466	03.290
155	1:53.826	06.257
168	1:54.048	08.139
111	1:53.967	09.766
27	1:53.763	12.410
22	1:54.160	13.577
34	1:54.360	14.139
62	1:54.729	17.094
11	1:56.270	18.969
23	1:56.652	20.171
19	1:57.531	21.284
10	2:00.975	23.229
8	1:55.086	23.940
71	1:55.898	24.895
12	1:56.047	25.196
39	1:55.644	28.116
48	1:56.287	29.808

Num Lap Time Gap

Num	Lap Time	Gap
Lap 8		
105	1:53.340	
196	1:53.551	00.849
179	1:53.391	01.505
122	1:54.038	02.735
129	1:53.294	03.244
155	1:53.895	06.812

Num	Lap Time	Gap
39	1:56.431	23.420
48	1:57.363	23.879

Num Lap Time Gap

Num	Lap Time	Gap
Lap 9		
105	1:53.489	
196	1:53.522	00.882
179	1:53.564	01.580
122	1:54.195	03.441
129	1:54.023	03.778
155	1:54.192	07.515
168	1:54.319	09.763
111	1:54.251	11.431
27	1:54.459	14.301
22	1:55.342	17.202
34	1:55.195	17.492
62	1:54.932	20.204
11	1:54.770	21.571
23	1:55.713	24.317
19	1:55.594	24.704
8	1:55.136	28.020
71	1:55.990	30.549
12	1:55.642	31.005
39	1:55.955	33.150
48	1:56.329	35.623
10	2:19.592	57.312

Num Lap Time Gap

Num	Lap Time	Gap
Lap 10		
105	1:53.183	
196	1:53.078	00.777
179	1:53.406	01.803
122	1:53.722	03.980
129	1:53.687	04.282
155	1:53.881	08.213
168	1:54.488	11.068
111	1:54.221	12.469
27	1:54.344	15.462
22	1:56.124	20.143
34	1:56.186	20.495
62	1:55.454	22.475
11	1:54.905	23.293
23	1:55.278	26.412
19	1:55.597	27.118
8	1:55.199	30.036
71	1:55.913	33.279

Num Lap Time Gap

Num	Lap Time	Gap
Lap 11		
105	1:53.543	
196	1:53.492	00.726
179	1:53.426	01.686
122	1:53.829	04.266
129	1:53.938	04.677
155	1:53.967	08.637
168	1:54.311	11.836
111	1:54.683	13.609
27	1:54.696	16.615
22	1:54.898	21.498
34	1:55.382	22.334
62	1:55.279	24.211
11	1:54.702	24.452
23	1:55.464	28.333
19	1:55.774	29.349
8	1:55.000	31.493
71	1:55.336	35.072
12	1:55.648	35.750
39	1:56.301	38.728
48	2:13.874	59.617

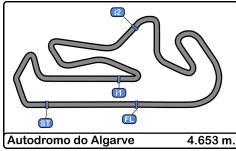
Num Lap Time Gap

Num	Lap Time	Gap
Lap 12		
105	1:53.723	
196	1:53.702	00.705
179	1:53.747	01.710
122	1:53.915	04.458
129	1:53.905	04.859
155	1:54.493	09.407
168	1:55.055	13.168
111	1:54.626	14.512
27	1:54.904	17.796
22	1:54.994	22.769
34	1:55.468	24.079
62	1:55.961	26.449
11	1:56.223	26.952
23	1:55.738	30.348
19	1:56.077	31.703
8	1:55.195	32.965
71	1:55.779	37.128
12	1:55.612	37.639
39	1:57.427	42.432

Num Lap Time Gap

Num	Lap Time	Gap
Lap 12		
105	1:53.723	
196	1:53.702	00.705
179	1:53.747	01.710
122	1:53.915	04.458
129	1:53.905	04.859
155	1:54.493	09.407
168	1:55.055	13.168
111	1:54.626	14.512
27	1:54.904	17.796
22	1:54.994	22.769
34	1:55.468	24.079
62	1:55.961	26.449
11	1:56.223	26.952
23	1:55.738	30.348
19	1:56.077	31.703
8	1:55.195	32.965
71	1:55.779	37.128
12	1:55.612	37.639
39	1:57.427	42.432

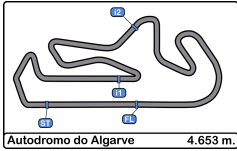




Autodromo Int. do Algarve
TCR Europe
Race - 1
Best Sectors Results



Sector - 1				Sector - 2				Sector - 3				Ideal Lap vs Best Lap			
Clas	Nº	Driver	Time	Nº	Driver	Time	Nº	Driver	Time	Clas	Nº	Driver	Ideal Lap	Best Lap	Clas
1	12	Frédéric Vervisch	35.319	196	Mikel Azcona	35.869	105	Norbert Michelisz	40.936	1	122	VERVISCH	1:52.296	1:52.361	2
2	17	Rob Huff	35.333	105	Norbert Michelisz	35.945	196	Mikel Azcona	41.011	2	196	AZCONA	1:52.308	1:52.319	1
3	12	Néstor Girolami	35.403	10	Viktor Andersson	35.946	122	Frédéric Vervisch	41.023	3	179	HUFF	1:52.368	1:52.372	3
4	19	Mikel Azcona	35.428	129	Néstor Girolami	35.947	179	Rob Huff	41.074	4	105	MICHELISZ	1:52.425	1:52.446	4
5	10	Norbert Michelisz	35.544	122	Frédéric Vervisch	35.954	129	Néstor Girolami	41.147	5	129	GIROLAMI	1:52.497	1:52.705	5
6	10	Viktor Andersson	35.552	179	Rob Huff	35.961	155	Ma Qing Hua	41.156	6	155	MA QING HUA	1:52.835	1:52.959	6
7	16	Yann Ehrlacher	35.612	155	Ma Qing Hua	35.993	34	Tom Coronel	41.405	7	168	EHLACHER	1:53.106	1:53.195	7
8	34	Tom Coronel	35.632	168	Yann Ehrlacher	36.069	22	Kobe Pauwels	41.424	8	34	CORONEL	1:53.137	1:53.491	10
9	23	Isaac Smith	35.639	22	Kobe Pauwels	36.091	168	Yann Ehrlacher	41.425	9	10	ANDERSSON	1:53.177	1:53.336	8
10	27	John Filippi	35.677	34	Tom Coronel	36.100	111	Thed Björk	41.429	10	22	PAUWELS	1:53.194	1:53.540	11
11	22	Kobe Pauwels	35.679	27	John Filippi	36.103	27	John Filippi	41.547	11	111	BJÖRK	1:53.309	1:53.417	9
12	15	Ma Qing Hua	35.686	111	Thed Björk	36.182	62	Dušan Borković	41.601	12	27	FILIPPI	1:53.327	1:53.713	12
13	11	Thed Björk	35.698	23	Isaac Smith	36.187	11	Viktor Davidovski	41.662	13	23	SMITH	1:53.501	1:54.157	15
14	62	Dušan Borković	35.719	11	Viktor Davidovski	36.287	19	Felipe Fernández	41.671	14	11	DAVIDOVSKI	1:53.673	1:53.742	13
15	11	Viktor Davidovski	35.724	39	Lewis Brown	36.334	23	Isaac Smith	41.675	15	62	BORKOVIĆ	1:53.700	1:53.838	14
16	8	Nicola Baldan	35.830	62	Dušan Borković	36.380	10	Viktor Andersson	41.679	16	39	BROWN	1:53.955	1:54.158	16
17	39	Lewis Brown	35.836	71	Ben Bargwanna	36.382	8	Nicola Baldan	41.761	17	19	F.FERNÁNDEZ	1:54.058	1:54.429	18
18	19	Felipe Fernández	35.849	19	Felipe Fernández	36.538	39	Lewis Brown	41.785	18	8	BALDAN	1:54.154	1:54.385	17
19	71	Ben Bargwanna	36.002	8	Nicola Baldan	36.563	12	Rubén Fernández	41.997	19	71	BARGWANNA	1:54.466	1:54.466	19
20	12	Rubén Fernández	36.051	12	Rubén Fernández	36.626	71	Ben Bargwanna	42.082	20	12	R.FERNÁNDEZ	1:54.674	1:54.971	20
21	48	Mikael Karlsson	36.181	48	Mikael Karlsson	36.822	48	Mikael Karlsson	42.242	21	48	KARLSSON	1:55.245	1:55.311	21
22	11	Santiago Urrutia	48.090	112	Santiago Urrutia	59.030	112	Santiago Urrutia	1:36.689	22	112	URRUTIA	3:23.809	3:23.809	22



Autodromo Int. do Algarve
TCR Europe
Race - 1
Leader Sequence

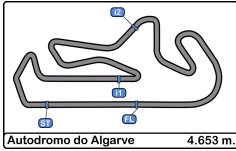


KUMHO TIRE
All-ways. Go with you

Autodromo do Algarve 4.653 m.

N°	Driver	Nat	Cat	Clas	Team	Nat	Vehicle	Start Lap	End Lap	Laps	Total Laps
105	MICHELISZ				BRC Hyundai N Squadra Corse		Hyundai Elantra N	1	12	12	12



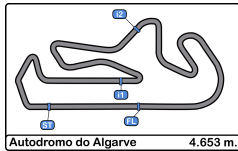


Autodromo Int. do Algarve
 TCR Europe
 Race - 1
 Best 5 Lap Times



Cls	N°	Driver	Nat	Cat	Cls	Team	Nat	Vehicle	Best 1		Best 2		Best 3		Best 4		Best 5	
									Time	Lap	Time	Lap	Time	Lap	Time	Lap	Time	Lap
1	196	AZCONA	ESP			BRC Hyundai N Squadra	ITA	Hyundai Elantra N	1:52.319	2	1:52.534	3	1:52.665	4	1:53.006	5	1:53.029	6
2	122	VERVISCH	BEL			Audi Sport Team	BEL	Audi RS 3 LMS II	1:52.361	2	1:52.577	3	1:52.741	4	1:52.935	5	1:53.158	6
3	179	HUFF	GBR			Audi Sport Team	BEL	Audi RS 3 LMS II	1:52.372	2	1:52.506	3	1:52.780	4	1:52.941	5	1:53.120	6
4	105	MICHELISZ	HUN			BRC Hyundai N Squadra	ITA	Hyundai Elantra N	1:52.446	2	1:52.692	4	1:52.762	3	1:52.898	5	1:53.022	6
5	129	GIROLAMI	ARG			ALM Motorsport	EST	Honda Civic Type R	1:52.705	2	1:52.743	4	1:52.774	3	1:53.137	5	1:53.180	6
6	155	MA QUING HUA	CHN			Cyan Racing Lynk & Co	SWE	Lynk & Co 03 FL	1:52.959	2	1:53.260	3	1:53.424	4	1:53.534	6	1:53.584	5
7	168	EHRLACHER	FRA			Cyan Racing Lynk & Co	SWE	Lynk & Co 03 FL	1:53.195	4	1:53.222	3	1:53.437	2	1:53.592	5	1:53.879	6
8	10	ANDERSSON	SWE	R	1	MA:GP	SWE	Lynk & Co 03	1:53.336	3	1:53.635	4	1:54.747	2	1:54.846	5	1:55.817	6
9	111	BJÖRK	SWE			Cyan Racing Lynk & Co	SWE	Lynk & Co 03 FL	1:53.417	3	1:53.599	4	1:53.757	5	1:53.836	6	1:53.853	2
10	34	CORONEL	NLD	D	1	Comtoy Racing	BEL	Audi RS 3 LMS II	1:53.491	3	1:53.551	4	1:53.624	2	1:54.250	5	1:54.360	7
11	22	PAUWELS	BEL	R	2	Comtoy Racing	BEL	Audi RS 3 LMS II	1:53.540	3	1:53.683	2	1:53.729	4	1:54.160	7	1:54.646	5
12	27	FILIPPI	FRA			Comtoy Racing	BEL	Audi RS 3 LMS II	1:53.713	4	1:53.724	5	1:53.763	7	1:53.838	2	1:54.261	8
13	11	DAVIDOVSKI	MDG	D	2	Comtoy Racing	BEL	Audi RS 3 LMS II	1:53.742	2	1:53.972	4	1:54.258	3	1:54.661	8	1:54.702	11
14	62	BORKOVIĆ	SRB	D	3	Target Competition	ITA	Hyundai Elantra N	1:53.838	4	1:54.298	2	1:54.379	5	1:54.729	7	1:54.932	9
15	23	SMITH	GBR	R	3	Volcano Motorsport	ESP	Audi RS 3 LMS II	1:54.157	3	1:54.200	4	1:54.475	5	1:54.727	2	1:55.262	8
16	39	BROWN	GBR	R	4	Volcano Motorsport	ESP	Audi RS 3 LMS II	1:54.158	3	1:54.465	2	1:55.194	6	1:55.644	7	1:55.908	8
17	8	BALDAN	ITA			Aggressive Team Italia	ITA	Hyundai Elantra N	1:54.385	3	1:54.850	2	1:55.000	11	1:55.086	7	1:55.136	9
18	19	F.FERNÁNDEZ	ESP	D	4	RC2 Racing Team	ESP	Audi RS 3 LMS II	1:54.429	3	1:54.435	5	1:54.466	4	1:54.655	8	1:54.934	6
19	71	BARGWANNA	AUS	R	5	Team Clairet Sport – Burson	FRA	Peugeot 308	1:54.466	2	1:55.065	3	1:55.229	5	1:55.273	4	1:55.336	11
20	12	R.FERNÁNDEZ	ESP	D	5	RC2 Racing Team	ESP	Audi RS 3 LMS II	1:54.971	2	1:55.477	3	1:55.484	5	1:55.612	12	1:55.642	9
21	48	KARLSSON	SWE	D	6	Aggressive Team Italia	ITA	Hyundai Elantra N	1:55.311	3	1:55.784	6	1:55.915	2	1:56.287	7	1:56.315	8
22	112	URRUTIA	URY			Cyan Racing Lynk & Co	SWE	Lynk & Co 03 FL	3:23.809	1								



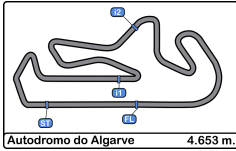


Autodromo Int. do Algarve
 TCR Europe
 Race - 1
 Best 5 Top Speeds



Clas	Nº	Driver	Nat	Cat	Cls	Team	Nat	Vehicle	Top 1		Top 2		Top 3		Top 4		Top 5		Avg
									Km/h	Lap	Km/h	Lap	Km/h	Lap	Km/h	Lap	Km/h	Lap	
1	23	SMITH		R	1	Volcano Motorsport		Audi RS 3 LMS II	245.4	2	245.4	3	245.4	6	244.8	5	243.7	7	245.0
2	34	CORONEL		D	1	Comtoyout Racing		Audi RS 3 LMS II	245.4	3	243.7	2	243.2	6	243.2	7	242.6	5	243.6
3	129	GIROLAMI				ALM Motorsport		Honda Civic Type R	245.4	2	244.8	10	243.7	3	243.7	7	243.7	9	244.3
4	11	DAVIDOVSKI		D	2	Comtoyout Racing		Audi RS 3 LMS II	244.8	4	244.3	2	244.3	6	244.3	7	243.2	5	244.2
5	22	PAUWELS		R	2	Comtoyout Racing		Audi RS 3 LMS II	244.8	3	243.2	4	243.2	5	242.6	2	241.0	6	243.0
6	27	FILIPPI				Comtoyout Racing		Audi RS 3 LMS II	244.3	2	242.6	3	241.6	4	241.6	5	241.6	6	242.3
7	12	R.FERNÁNDEZ		D	3	RC2 Racing Team		Audi RS 3 LMS II	243.7	8	242.1	11							242.9
8	122	VERVISCH				Audi Sport Team Comtoyout		Audi RS 3 LMS II	243.7	2	243.7	3	243.2	5	243.2	6	242.6	7	243.3
9	10	ANDERSSON		R	3	MA:GP		Lynk & Co 03	243.2	5	242.6	2	240.0	4	240.0	7	239.4	3	241.0
10	179	HUFF				Audi Sport Team Comtoyout		Audi RS 3 LMS II	242.6	3	242.1	5	242.1	6	241.6	2	241.6	10	242.0
11	39	BROWN		R	4	Volcano Motorsport		Audi RS 3 LMS II	242.1	3	241.6	4	241.6	5	239.4	2	239.4	8	240.8
12	19	F.FERNÁNDEZ		D	4	RC2 Racing Team		Audi RS 3 LMS II	241.0	9	240.5	2	238.4	5	163.1	1			220.7
13	62	BORKOVIĆ		D	5	Target Competition		Hyundai Elantra N	241.0	2	240.5	7	239.4	3	237.8	5	237.8	6	239.3
14	71	BARGWANNA		R	5	Team Clairet Sport – Burson		Peugeot 308	241.0	3	240.5	8	240.0	4	239.4	5	239.4	6	240.1
15	8	BALDAN				Aggressive Team Italia		Hyundai Elantra N	240.5	6	240.0	2	240.0	5	239.4	3	239.4	4	239.8
16	48	KARLSSON		D	6	Aggressive Team Italia		Hyundai Elantra N	240.0	2	237.3	3	233.7	8	233.2	7	232.2	4	235.3
17	111	BJÖRK				Cyan Racing Lynk & Co		Lynk & Co 03 FL	240.0	2	240.0	3	238.9	7	238.4	4	238.4	5	239.1
18	155	MA QUING HUA				Cyan Racing Lynk & Co		Lynk & Co 03 FL	240.0	2	239.4	3	237.3	6	237.3	7	236.8	4	238.2
19	168	EHLACHER				Cyan Racing Lynk & Co		Lynk & Co 03 FL	237.8	3	237.8	6	237.8	7	237.3	2	237.3	5	237.6
20	196	AZCONA				BRC Hyundai N Squadra Corse		Hyundai Elantra N	236.3	5	235.8	3	235.2	4	235.2	6	234.2	2	235.3
21	105	MICHELISZ				BRC Hyundai N Squadra Corse		Hyundai Elantra N	234.2	6	233.7	3	233.2	4	233.2	5	232.7	7	233.4
22	112	URRUTIA				Cyan Racing Lynk & Co		Lynk & Co 03 FL	155.1	1									155.1





Autodromo Int. do Algarve
TCR Europe
Race - 1
Fastest Laps Sequence

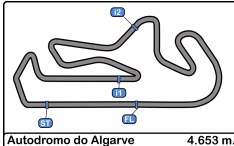


KUMHO TIRE
All-ways. Go with you

Autodromo do Algarve 4.653 m.

Lap	Time of Day	Session Time	Nº Driver	Nat	Cat	Team	Nat	Vehicle	Time	Km/h
2	14:22:38.849	3:46.849	105 MICHELISZ		HUN	BRC Hyundai N Squadra Corse		Hyundai Elantra N	1:52.446	148.9
2	14:22:39.570	3:47.570	196 AZCONA		ESP	BRC Hyundai N Squadra Corse		Hyundai Elantra N	1:52.319	149.1





Autodromo Int. do Algarve

TCR Europe

Race - 1

Event Best Maximum Speed

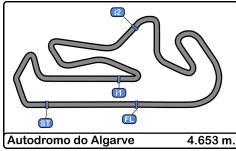


KUMHO TIRE
All-ways. Go with you

Autodromo do Algarve 4.653 m.

Nº	Driver	Nat	Cat	Clas	Team	Nat	Vehicle	Km/h	Session
23	SMITH		GBR	R 1	Volcano Motorsport		ESP Audi RS 3 LMS II	250.5	Private test - 1
34	CORONEL		NLD	D 1	Comtoyout Racing		BEL Audi RS 3 LMS II	250.5	Private test - 2
39	BROWN		GBR	R 2	Volcano Motorsport		ESP Audi RS 3 LMS II	249.4	Private test - 1
27	FILIPPI		FRA		Comtoyout Racing		BEL Audi RS 3 LMS II	249.4	Free Practice - 1
179	HUFF		GBR		Audi Sport Team Comtoyout		BEL Audi RS 3 LMS II	248.8	Private test - 1
122	VERVISCH		BEL		Audi Sport Team Comtoyout		BEL Audi RS 3 LMS II	248.8	Private test - 1
129	GIROLAMI		ARG		ALM Motorsport		EST Honda Civic Type R	248.2	Private test - 2
71	BARGWANNA		AUS	R 3	Team Clairet Sport – Burson		FRA Peugeot 308	248.2	Private test - 2
22	PAUWELS		BEL	R 4	Comtoyout Racing		BEL Audi RS 3 LMS II	247.7	Private test - 2
19	F.FERNÁNDEZ		ESP	D 2	RC2 Racing Team		ESP Audi RS 3 LMS II	247.1	Private test - 1
12	R.FERNÁNDEZ		ESP	D 3	RC2 Racing Team		ESP Audi RS 3 LMS II	247.1	Private test - 2
111	BJÖRK		SWE		Cyan Racing Lynk & Co		SWE Lynk & Co 03 FL	246.0	Private test - 2
10	ANDERSSON		SWE	R 5	MA:GP		SWE Lynk & Co 03	245.4	Private test - 1
41	ORIOLA		ESP		RC2 Racing Team		ESP Audi RS 3 LMS II	245.4	Private test - 2
62	BORKOVIĆ		SRB	D 4	Target Competition		ITA Hyundai Elantra N	245.4	Private test - 2
11	DAVIDOVSKI		MDA	D 5	Comtoyout Racing		BEL Audi RS 3 LMS II	244.8	Private test - 1
168	EHLRACHER		FRA		Cyan Racing Lynk & Co		SWE Lynk & Co 03 FL	244.3	Private test - 2
155	MA QUING HUA		CHN		Cyan Racing Lynk & Co		SWE Lynk & Co 03 FL	244.3	Private test - 2
8	BALDAN		ITA		Aggressive Team Italia		ITA Hyundai Elantra N	244.3	Private test - 2
112	URRUTIA		URY		Cyan Racing Lynk & Co		SWE Lynk & Co 03 FL	244.3	Free Practice - 1
196	AZCONA		ESP		BRC Hyundai N Squadra Corse		ITA Hyundai Elantra N	243.2	Private test - 1
48	KARLSSON		SWE	D 6	Aggressive Team Italia		ITA Hyundai Elantra N	243.2	Private test - 2
105	MICHELISZ		HUN		BRC Hyundai N Squadra Corse		ITA Hyundai Elantra N	243.2	Private test - 2





Autodromo Int. do Algarve
TCR Europe
Race - 1
Lap Chart

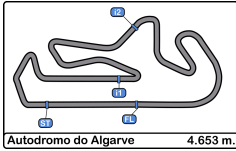


KUMHO TIRE
All-ways. Go with you

LAP

Nr	Pos	Grid	1	2	3	4	5	6	7	8	9	10	11	12
105	1	105	105	105	105	105	105	105	105	105	105	105	105	105
196	2	196	196	196	196	196	196	196	196	196	196	196	196	196
179	3	179	179	179	179	179	179	179	179	179	179	179	179	179
122	4	122	122	122	122	122	122	122	122	122	122	122	122	122
129	5	129	129	129	129	129	129	129	129	129	129	129	129	129
155	6	155	155	155	155	155	155	155	155	155	155	155	155	155
34	7	34	168	168	168	168	168	168	168	168	168	168	168	168
111	8	111	111	111	111	111	111	111	111	111	111	111	111	111
22	9	22	22	22	22	22	27	27	27	27	27	27	27	27
112	10	112	27	27	34	34	34	22	22	22	22	22	22	22
168	11	168	34	34	27	27	27	34	34	34	34	34	34	34
27	12	27	11	11	11	11	10	10	62	62	62	62	62	62
11	13	11	62	62	10	10	62	62	11	11	11	11	11	11
62	14	62	10	10	62	62	11	11	23	23	23	23	23	23
10	15	10	19	23	23	23	23	23	19	19	19	19	19	19
19	16	19	23	19	19	19	19	19	10	8	8	8	8	8
39	17	39	12	12	12	71	71	8	8	71	71	71	71	71
23	18	23	71	71	71	8	8	71	71	12	12	12	12	12
71	19	71	48	8	8	12	12	12	12	39	39	39	39	39
12	20	12	8	48	48	48	39	39	39	10	48	48	48	48
8	21	8	39	39	39	39	48	48	48	10				
48	22	48	112											

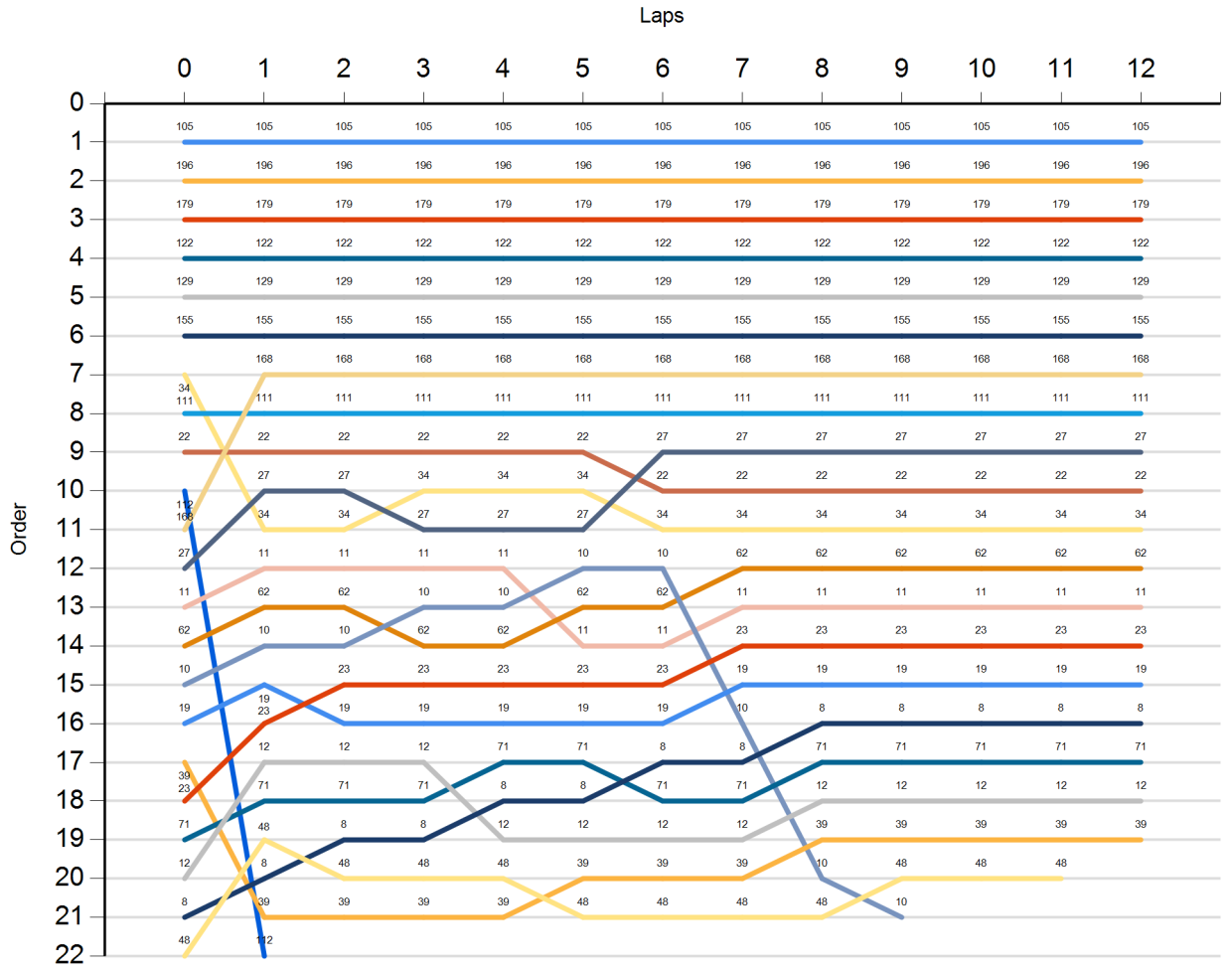


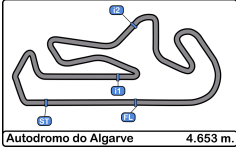


Autodromo Int. do Algarve
TCR Europe
Race - 1
Graphic Lap Chart



- 105
- 196
- 179
- 122
- 129
- 155
- 34
- 111
- 22
- 112
- 168
- 27
- 11
- 62
- 10
- 19
- 39
- 23
- 71
- 12
- 8
- 48





Autodromo Int. do Algarve
TCR Europe
Race - 1
Pit Stop Analysis

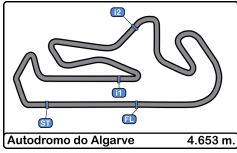


KUMHO TIRE
All-ways. Go with you

Autodromo do Algarve 4.653 m.

Or d.	Nr.	In Day Time	Driver	Nat	Cat	Team	Nat	Vehicle	In Time	Stop N°	Pit Time	Handicap	Dif.
----------	-----	-------------	--------	-----	-----	------	-----	---------	---------	---------	----------	----------	------



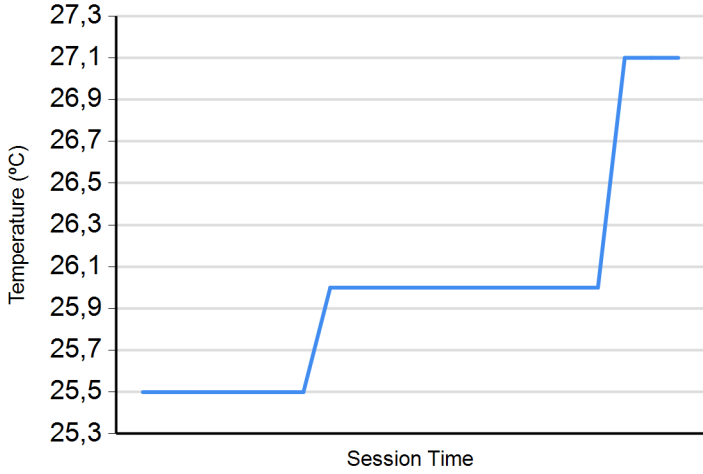


Autodromo Int. do Algarve
TCR Europe
Race - 1
Weather Report

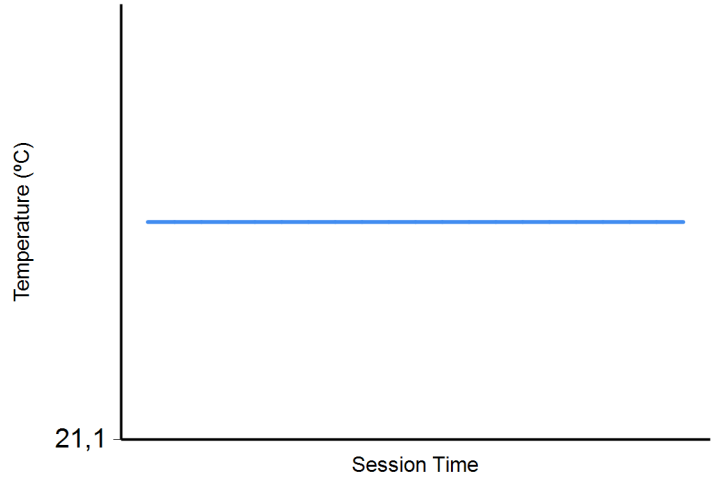


KUMHO TIRE
All-ways. Go with you

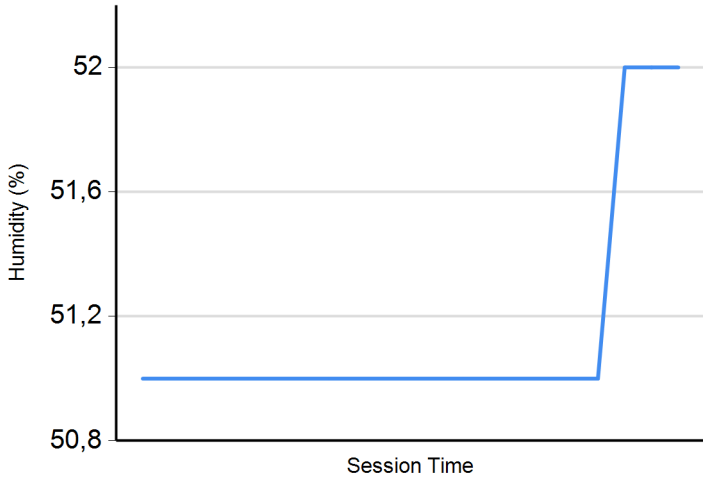
Air Temperature



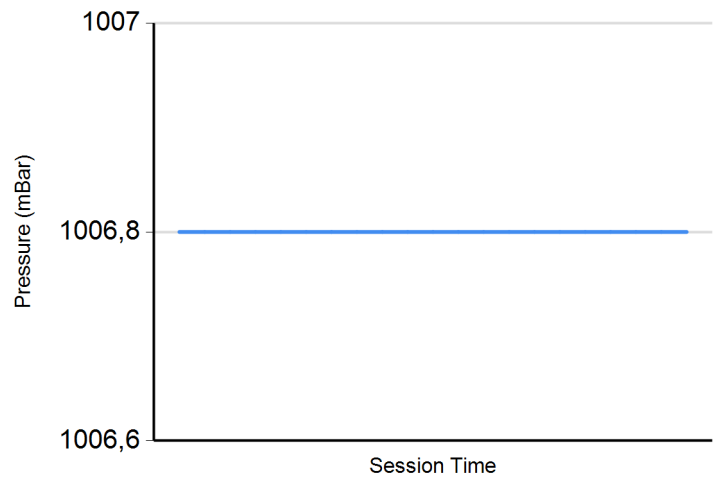
Track Temperature



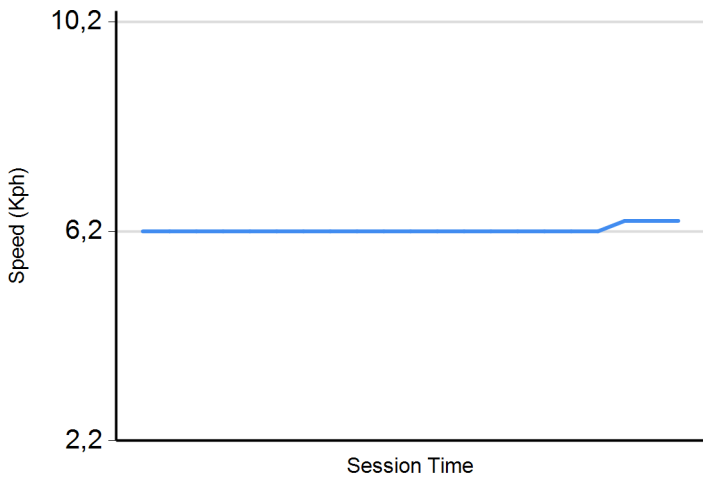
Humidity



Pressure



Wind Speed



Wind direction

