

Spa Francorchamps
TCR Europe
Qualifying - 1
Provisional Results



Clas	Nº	Driver	Nat	Cat	Clas	Team	Nat	Vehicle	Laps	Best	Time	Gap	Interval	Km/h
1	27	FILIPPI	FRA			Comtoyout	BEL	Audi RS 3 LMS II	7	6	2:29.985			168.1
2	34	CORONEL	FRA	D	1	Comtoyout Racing	BEL	Audi RS 3 LMS II	7	2	2:30.028	0.043	0.043	168.0
3	168	EHLRACHER	FRA			Cyan Racing Lynk & Co	SWE	Lynk & Co 03 FL	4	2	2:30.154	0.169	0.126	167.9
4	155	MA QING HUA	CHN			Cyan Racing Lynk & Co	SWE	Lynk & Co 03 FL	7	6	2:30.181	0.196	0.027	167.8
5	112	URRUTIA	LUX			Cyan Racing Lynk & Co	SWE	Lynk & Co 03 FL	5	3	2:30.259	0.274	0.078	167.8
6	111	BJÖRK	SWE			Cyan Racing Lynk & Co	SWE	Lynk & Co 03 FL	6	2	2:30.444	0.459	0.185	167.5
7	129	GIROLAMI	ARG			ALM Motorsport	EST	Honda Civic Type R	7	4	2:30.758	0.773	0.314	167.2
8	22	PAUWELS	BEL	R	1	Comtoyout Racing	BEL	Audi RS 3 LMS II	8	6	2:31.012	1.027	0.254	166.9
9	196	AZCONA	ESP			BRC Hyundai N Squadra Corse	ITA	Hyundai Elantra N	6	5	2:31.071	1.086	0.059	166.9
10	179	HUFF	GBR			Audi Sport Team Comtoyout	BEL	Audi RS 3 LMS II	7	2	2:31.140	1.155	0.069	166.8
11	105	MICHELISZ	HUN			BRC Hyundai N Squadra Corse	ITA	Hyundai Elantra N	5	4	2:31.411	1.426	0.271	166.5
12	19	F.FERNÁNDEZ	ESP	D	2	RC2 Racing Team	ESP	Audi RS 3 LMS II	8	7	2:31.530	1.545	0.119	166.3
13	11	DAVIDOVSKI	MDA	D	3	Comtoyout	BEL	Audi RS 3 LMS II	8	6	2:31.538	1.553	0.008	166.3
14	62	BORKOVIĆ	SRB	D	4	Target Competition	ITA	Hyundai Elantra N	8	3	2:31.557	1.572	0.019	166.3
15	122	VERVISCH	BEL			Audi Sport Team Comtoyout	BEL	Audi RS 3 LMS II	7	6	2:31.752	1.767	0.195	166.1
16	39	BROWN	GBR			Volcano Motorsport	ESP	Audi RS 3 LMS II	8	7	2:31.967	1.982	0.215	165.9
17	71	BARGWANNA	AUS	R	2	Team Clairet Sport – Burson	FRA	Peugeot 308	8	7	2:31.982	1.997	0.015	165.9
18	12	R.FERNÁNDEZ	ESP	D	5	RC2 Racing Team	ESP	Audi RS 3 LMS II	8	7	2:32.242	2.257	0.260	165.6
19	23	SMITH	GBR	R	3	Volcano Motorsport	ESP	Audi RS 3 LMS II	9	7	2:32.249	2.264	0.007	165.6
20	10	ANDERSSON	SWE	R	4	MA:GP	SWE	Lynk & Co 03	8	7	2:32.990	3.005	0.741	164.8
21	48	KARLSSON	SWE	D	6	Aggressive Team Italia	ITA	Hyundai Elantra N	8	3	2:33.532	3.547	0.542	164.2
22	264	LOSONCZY	HUN			Aggressive Team Italia	ITA	Hyundai Elantra N	7	2	2:33.740	3.755	0.208	164.0
23	128	LINDBERG	DNK			ALM Motorsport	EST	Honda Civic Type R	8	7	2:35.190	5.205	1.450	162.4

* PENALTIES

- CARS 48, 105, 128 SOME LAPS CANCELLED DUE TRACK LIMITS
- CAR 23 TIME 2:32.799 DELETED TRACK LIMITS AT T17
- CAR 12 TIME 2:36.169 DELETED TRACK LIMITS
- CAR 23 TIME 2:32.185 DELETED TRACK LIMITS AT T17-19
- CAR 12 TIME 2:32.599 DELETED TRACK LIMITS
- CAR 155 TIME 2:30.484 DELETED TRACK LIMITS
- CAR 264 TIME 2:33.407 DELETED TRACK LIMITS
- CAR 264 TIME 2:33.407 DELETED TRACK LIMITS
- CAR 39 TRACK LIMITS AT T17 - PIT LAP
- CAR 62 CURRENT LAP WILL BE CANCELLED
- CAR 62 CURRENT LAP WILL BE CANCELLED T3 TRACK LIMITS
- CAR 71 TIME 2:32.737 DELETED TRACK LIMITS
- CAR 62 LAP 2:32.355 CANCELLED T3 TRACK LIMITS
- CAR 39 TIME 2:32.266 DELETED TRACK LIMITS T3-19
- CAR 179 LAP 2:30.486 CANCELLED T17 TRACK LIMITS

Published at:.....

Track Temp: 29.9 °C Air Temp: 17.9 °C Humidity: 44 % Track Status: DRY

Race Director:

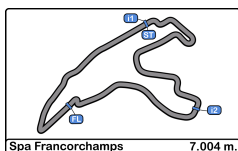
William Watte

Timekeeper:

Luis Angel García Nuñez

JOB-1605-ESP/M





Spa Francorchamps
TCR Europe
Qualifying - 1
Provisional Results by Category



Clas	Nº	Driver	Nat	Cat	Clas	Team	Nat	Vehicle	Laps	Best	Time	Gap	Interval	Km/h
1	27	FILIPPI	FRA			Comtoyoy	BEL	Audi RS 3 LMS II	7	6	2:29.985			168.1
2	168	EHLRACHER	FRA			Cyan Racing Lynk & Co	SWE	Lynk & Co 03 FL	4	2	2:30.154	0.169	0.169	167.9
3	155	MA QING HUA	CHN			Cyan Racing Lynk & Co	SWE	Lynk & Co 03 FL	7	6	2:30.181	0.196	0.027	167.8
4	112	URRUTIA	LUX			Cyan Racing Lynk & Co	SWE	Lynk & Co 03 FL	5	3	2:30.259	0.274	0.078	167.8
5	111	BJÖRK	SWE			Cyan Racing Lynk & Co	SWE	Lynk & Co 03 FL	6	2	2:30.444	0.459	0.185	167.5
6	129	GIROLAMI	ARG			ALM Motorsport	EST	Honda Civic Type R	7	4	2:30.758	0.773	0.314	167.2
7	196	AZCONA	ESP			BRC Hyundai N Squadra Corse	ITA	Hyundai Elantra N	6	5	2:31.071	1.086	0.313	166.9
8	179	HUFF	GER			Audi Sport Team Comtoyoy	BEL	Audi RS 3 LMS II	7	2	2:31.140	1.155	0.069	166.8
9	105	MICHELISZ	HUN			BRC Hyundai N Squadra Corse	ITA	Hyundai Elantra N	5	4	2:31.411	1.426	0.271	166.5
10	122	VERVISCH	BEL			Audi Sport Team Comtoyoy	BEL	Audi RS 3 LMS II	7	6	2:31.752	1.767	0.341	166.1
11	39	BROWN	GER			Volcano Motorsport	ESP	Audi RS 3 LMS II	8	7	2:31.967	1.982	0.215	165.9
12	264	LOSONCZY	HUN			Aggressive Team Italia	ITA	Hyundai Elantra N	7	2	2:33.740	3.755	1.773	164.0
13	128	LINDBERG	DNK			ALM Motorsport	EST	Honda Civic Type R	8	7	2:35.190	5.205	1.450	162.4

D

Clas	Nº	Driver	Nat	Cat	Clas	Team	Nat	Vehicle	Laps	Best	Time	Gap	Interval	Km/h
1	34	CORONEL	NLD	D	1	Comtoyoy Racing	BEL	Audi RS 3 LMS II	7	2	2:30.028			168.0
2	19	F.FERNÁNDEZ	ESP	D	2	RC2 Racing Team	ESP	Audi RS 3 LMS II	8	7	2:31.530	1.502	1.502	166.3
3	11	DAVIDOVSKI	MDA	D	3	Comtoyoy	BEL	Audi RS 3 LMS II	8	6	2:31.538	1.510	0.008	166.3
4	62	BORKOVIĆ	SRB	D	4	Target Competition	ITA	Hyundai Elantra N	8	3	2:31.557	1.529	0.019	166.3
5	12	R.FERNÁNDEZ	ESP	D	5	RC2 Racing Team	ESP	Audi RS 3 LMS II	8	7	2:32.242	2.214	0.685	165.6
6	48	KARLSSON	SWE	D	6	Aggressive Team Italia	ITA	Hyundai Elantra N	8	3	2:33.532	3.504	1.290	164.2

Rookie

Clas	Nº	Driver	Nat	Cat	Clas	Team	Nat	Vehicle	Laps	Best	Time	Gap	Interval	Km/h
1	22	PAUWELS	BEL	R	1	Comtoyoy Racing	BEL	Audi RS 3 LMS II	8	6	2:31.012			166.9
2	71	BARGWANNA	AUS	R	2	Team Clairret Sport – Burson	FRA	Peugeot 308	8	7	2:31.982	0.970	0.970	165.9
3	23	SMITH	GBR	R	3	Volcano Motorsport	ESP	Audi RS 3 LMS II	9	7	2:32.249	1.237	0.267	165.6
4	10	ANDERSSON	SWE	R	4	MA:GP	SWE	Lynk & Co 03	8	7	2:32.990	1.978	0.741	164.8

* PENALTIES

CARS 48, 105, 128 SOME LAPS CANCELLED DUE TRACK LIMITS

CAR 23 TIME 2:32.799 DELETED TRACK LIMITS AT T17

CAR 12 TIME 2:36.169 DELETED TRACK LIMITS

CAR 23 TIME 2:32.185 DELETED TRACK LIMITS AT T17-19

CAR 12 TIME 2:32.599 DELETED TRACK LIMITS

CAR 155 TIME 2:30.484 DELETED TRACK LIMITS

CAR 264 TIME 2:33.407 DELETED TRACK LIMITS

CAR 264 TIME 2:33.407 DELETED TRACK LIMITS

CAR 39 TRACK LIMITS AT T17 - PIT LAP

CAR 62 CURRENT LAP WILL BE CANCELLED

CAR 62 CURRENT LAP WILL BE CANCELLED T3 TRACK LIMITS

CAR 71 TIME 2:32.737 DELETED TRACK LIMITS

CAR 62 LAP 2:32.355 CANCELLED T3 TRACK LIMITS

CAR 39 TIME 2:32.266 DELETED TRACK LIMITS T3-19

CAR 179 LAP 2:30.486 CANCELLED T17 TRACK LIMITS

Published at:.....

Track Temp: 29.9 °C Air Temp: 17.9 °C Humidity: 44 % Track Status: DRY

Race Director:

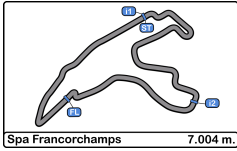
William Watte

Timekeeper:

Luis Angel García Nuñez

JOB-1605-ESP/M





Spa Francorchamps
TCR Europe
Qualifying - 1
Lap Analysis



10 Viktor Andersson Lynk & Co 03 **22** Kobe Pauwels Audi RS 3 LMS II
Rookie MA:GP Rookie Comtoy Racing

Lap	D	Time	Sector 1	Sector 2	Sector 3	T. Spd	Elapsed	Lap	D	Time	Sector 1	Sector 2	Sector 3	T. Spd	Elapsed
1		10:43:05.779	10:41:07.669	1:14.841	43.269	191.8	10:43:05.779	1		10:42:39.675	10:40:47.385	1:12.906	39.384	221.7	10:42:39.675
2		2:34.079	43.753	1:10.716	39.610	237.8	10:45:39.858	2		2:31.234	42.914	1:09.497	38.823	241.0	10:45:10.909
3		2:33.403	43.455	1:10.549	39.399	240.5	10:48:13.261	3		2:38.615	42.685	1:09.226	46.704	241.6	10:47:49.524
4		2:45.461 P	43.401	1:10.987	51.073	240.5	10:50:58.722	4		2:46.064 P	44.189	1:14.324	47.551	229.7	10:50:35.588
5		5:12.728	3:19.450	1:12.954	40.324	223.6	10:56:11.450	5		4:11.530	2:17.389	1:13.124	41.017	213.4	10:54:47.118
6		2:33.057	43.603	1:10.043	39.411	236.8	10:58:44.507	6		2:31.012	42.976	1:09.287	38.749	241.0	10:57:18.130
7		2:32.990	43.398	1:10.115	39.477	237.8	11:01:17.497	7		2:31.356	42.832	1:09.527	38.997	242.1	10:59:49.486
8		3:01.073 P	45.461	1:16.840	58.772	217.3	11:04:18.570	8		2:39.924 P	42.820	1:10.732	46.372	243.7	11:02:29.410

11 Viktor Davidovski Audi RS 3 LMS II **23** Isaac Smith Audi RS 3 LMS II
D Comtoy Rookie Volcano Motorsport

Lap	D	Time	Sector 1	Sector 2	Sector 3	T. Spd	Elapsed	Lap	D	Time	Sector 1	Sector 2	Sector 3	T. Spd	Elapsed
1		10:42:48.401	10:40:50.405	1:13.775	44.221	229.2	10:42:48.401	1		10:42:50.499	10:40:54.712	1:15.105	40.682	199.2	10:42:50.499
2		2:31.750	42.905	1:09.695	39.150	240.5	10:45:20.151	2		2:32.799	43.389	1:10.439	38.971	240.5	10:45:23.298
3		2:31.907	42.876	1:09.781	39.250	242.1	10:47:52.058	3		2:32.954	43.224	1:10.311	39.416	242.1	10:47:56.249
4		2:42.287 P	43.267	1:11.669	47.351	242.6	10:50:34.345	4		2:41.564 P	43.471	1:11.257	46.836	233.2	10:50:37.813
5		3:54.623	2:00.889	1:13.639	40.095	227.3	10:54:28.968	5		4:01.496	2:05.170	1:16.042	40.284	183.9	10:54:39.309
6		2:31.538	43.024	1:09.480	39.034	238.9	10:57:00.506	6		2:32.586	43.144	1:10.192	39.250	234.7	10:57:11.895
7		2:31.768	42.767	1:09.845	39.156	241.6	10:59:32.274	7		2:32.249	43.190	1:09.950	39.109	239.4	10:59:44.144
8		2:50.387 P	42.919	1:10.383	57.085	241.0	11:02:22.661	8		2:34.050	43.276	1:10.847	39.927	240.5	11:02:18.194
9		2:57.678 P	42.919	1:10.383	57.085	241.0	11:05:15.872								

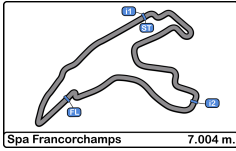
12 Rubén Fernández Audi RS 3 LMS II **27** John Filippi Audi RS 3 LMS II
D RC2 Racing Team Comtoy

Lap	D	Time	Sector 1	Sector 2	Sector 3	T. Spd	Elapsed	Lap	D	Time	Sector 1	Sector 2	Sector 3	T. Spd	Elapsed
1		10:43:02.739	10:41:06.469	1:14.369	41.901	188.4	10:43:02.739	1		10:42:44.123	10:40:49.210	1:13.842	41.071	222.2	10:42:44.123
2		2:36.169	44.598	1:10.305	41.266	236.8	10:45:38.908	2		2:30.694	42.764	1:09.106	38.824	243.2	10:45:14.817
3		2:32.559	43.042	1:10.330	39.187	242.1	10:48:11.467	3		2:30.606	42.501	1:09.287	38.818	243.7	10:47:45.423
4		2:44.670 P	43.205	1:12.181	49.284	241.0	10:50:56.137	4		2:43.413 P	43.177	1:11.937	48.299	237.8	10:50:28.836
5		3:54.519	1:54.113	1:19.757	40.649	117.9	10:54:50.656	5		4:47.463	2:50.919	1:12.523	44.021	226.8	10:55:16.299
6		2:40.085	43.071	1:10.312	46.702	242.6	10:57:30.741	6		2:29.985	42.259	1:09.073	38.653	244.8	10:57:46.284
7		2:32.242	43.083	1:10.113	39.046	243.2	11:00:02.983	7		2:44.066 P	42.421	1:11.923	49.722	245.4	11:00:30.350
8		3:15.827 P	49.636	1:24.565	1:01.626	103.7	11:03:18.810								

19 Felipe Fernández Audi RS 3 LMS II **34** Tom Coronel Audi RS 3 LMS II
D RC2 Racing Team D Comtoy Racing

Lap	D	Time	Sector 1	Sector 2	Sector 3	T. Spd	Elapsed	Lap	D	Time	Sector 1	Sector 2	Sector 3	T. Spd	Elapsed
1		10:43:04.184	10:41:07.113	1:14.890	42.181	190.8	10:43:04.184	1		10:43:29.109	10:41:27.311	1:15.304	46.494	230.7	10:43:29.109
2		2:33.065	43.571	1:10.403	39.091	235.8	10:45:37.249	2		2:30.028	42.385	1:08.859	38.784	246.5	10:45:59.137
3		2:32.185	42.991	1:10.134	39.060	240.0	10:48:09.434	3		2:55.110 P	46.372	1:14.070	54.668	234.7	10:48:54.247
4		2:41.097 P	43.445	1:11.319	46.333	238.4	10:50:50.531	4		5:49.281	3:56.209	1:12.369	40.703	224.0	10:54:43.528
5		3:58.601	1:59.035	1:19.174	40.392	126.4	10:54:49.132	5		2:31.033	42.579	1:09.425	39.029	242.6	10:57:14.561
6		2:32.310	43.015	1:09.928	39.367	242.6	10:57:21.442	6		2:31.422	42.384	1:09.721	39.317	245.4	10:59:45.983
7		2:31.530	42.641	1:09.826	39.063	242.6	10:59:52.972	7		2:48.780 P	44.419	1:13.011	51.350	210.1	11:02:34.763
8		2:45.056 P	43.160	1:10.545	51.351	241.0	11:02:38.028								





Spa Francorchamps
TCR Europe
Qualifying - 1
Lap Analysis



39 Lewis Brown Audi RS 3 LMS II 105 Norbert Michelisz Hyundai Elantra N
Volcano Motorsport BRC Hyundai N Squadra Corse

Lap	D	Time	Sector 1	Sector 2	Sector 3	T. Spd	Elapsed	Lap	D	Time	Sector 1	Sector 2	Sector 3	T. Spd	Elapsed
1		10:43:01.025	P 10:40:56.447	1:14.464	50.114	221.3	10:43:01.025	1		10:43:17.339	10:41:17.482	1:16.442	43.415	190.8	10:43:17.339
2		3:56.751	1:55.284	1:21.531	39.936	187.8	10:46:57.776	2		2:42.347 P	43.183	1:09.188	49.946	237.8	10:45:59.656
3		2:32.418	42.880	1:09.965	39.573	241.0	10:49:30.194	3		9:43.521	7:36.771	1:11.899	54.851	229.7	10:55:43.177
4		2:40.765 P	42.966	1:10.158	47.641	240.0	10:52:10.959	4		2:31.411	43.241	1:09.118	39.052	237.3	10:58:14.588
5		4:07.074	2:14.105	1:13.394	39.575	203.7	10:56:18.033	5		2:43.702	P 42.831	1:09.768	51.103	240.0	11:00:58.290
6		2:32.266	42.771	1:10.393	39.102	243.7	10:58:50.299	111 Thed Björk Lynk & Co 03 FL							
7		2:31.967	42.440	1:10.227	39.300	244.3	11:01:22.266	Cyan Racing Lynk & Co							
8		3:07.655	P 49.700	1:19.149	58.806	196.7	11:04:29.921								

48 Mikael Karlsson Hyundai Elantra N Aggressive Team Italia

Lap	D	Time	Sector 1	Sector 2	Sector 3	T. Spd	Elapsed	Lap	D	Time	Sector 1	Sector 2	Sector 3	T. Spd	Elapsed
1		10:43:08.820	10:41:09.183	1:15.626	44.011	204.5	10:43:08.820	1		10:43:27.097	10:41:24.433	1:16.589	46.075	223.1	10:43:27.097
2		2:33.697	43.809	1:10.649	39.239	236.8	10:45:42.517	2		2:30.444	42.508	1:08.774	39.162	243.2	10:45:57.541
3		2:33.532	43.517	1:10.251	39.764	238.4	10:48:16.049	3		2:39.978	P 42.535	1:08.939	48.504	244.3	10:48:37.519
4		2:50.417	P 45.086	1:15.866	49.465	237.3	10:51:06.466	4		8:14.989	6:22.726	1:11.928	40.335	220.4	10:56:52.508
5		5:06.151	3:13.600	1:12.329	40.222	216.0	10:56:12.617	5		2:30.500	42.752	1:08.889	38.859	241.0	10:59:23.008
6		2:34.285	44.074	1:10.556	39.655	235.8	10:58:46.902	6		2:45.941	P 42.559	1:08.711	54.671	241.0	11:02:08.949
7		2:34.712	43.868	1:11.073	39.771	235.2	11:01:21.614	112 Santiago Urrutia Lynk & Co 03 FL							
8		2:58.513	P 45.197	1:14.008	59.308	231.7	11:04:20.127	Cyan Racing Lynk & Co							

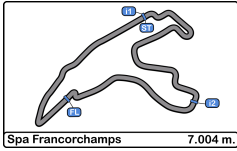
62 Dušan Borković Hyundai Elantra N Target Competition

Lap	D	Time	Sector 1	Sector 2	Sector 3	T. Spd	Elapsed	Lap	D	Time	Sector 1	Sector 2	Sector 3	T. Spd	Elapsed
1		10:42:59.510	10:41:02.252	1:15.982	41.276	183.9	10:42:59.510	1		10:43:18.444	10:41:19.338	1:16.369	42.737	220.4	10:43:18.444
2		2:31.864	43.268	1:09.618	38.978	236.3	10:45:31.374	2		2:31.003	42.797	1:09.116	39.090	242.1	10:45:49.447
3		2:31.557	42.839	1:09.615	39.103	238.9	10:48:02.931	3		2:30.259	42.643	1:08.746	38.870	242.6	10:48:19.706
4		2:44.580	P 44.591	1:11.968	48.021	198.5	10:50:47.511	4		2:43.139	P 43.559	1:11.177	48.403	233.2	10:51:02.845
5		4:49.775	2:44.923	1:13.056	51.796	208.8	10:55:37.286	5		8:20.212	P 6:19.328	1:12.464	48.420	212.1	10:59:23.057
6		2:33.255	43.110	1:09.349	40.796	237.3	10:58:10.541	122 Frédéric Verisch Audi RS 3 LMS II							
7		2:31.929	42.989	1:09.836	39.104	237.3	11:00:42.470	Audi Sport Team Comtoyau							
8		3:28.638	P 1:11.027	1:23.586	54.025	127.0	11:04:11.108								

71 Ben Bargwanna Peugeot 308 Rookie Team Claiert Sport – Burson Auto

Lap	D	Time	Sector 1	Sector 2	Sector 3	T. Spd	Elapsed	Lap	D	Time	Sector 1	Sector 2	Sector 3	T. Spd	Elapsed
1		10:43:09.607	10:41:12.155	1:14.547	42.905	223.1	10:43:09.607	1		10:43:11.221	10:41:12.761	1:14.988	43.472	192.5	10:43:11.221
2		2:34.075	43.372	1:10.906	39.797	241.0	10:45:43.682	2		2:30.197	44.315	1:11.943	42.939	232.7	10:45:50.418
3		2:34.647	42.752	1:12.031	39.864	243.7	10:48:18.329	3		2:36.830	44.508	1:11.967	40.355	236.8	10:48:27.248
4		2:42.206	P 42.973	1:11.431	47.802	228.8	10:51:00.535	4		2:36.375	44.994	1:10.971	40.410	236.8	10:51:03.623
5		4:10.920	2:18.897	1:12.056	39.967	228.3	10:55:11.455	5		2:44.784	P 44.794	1:11.112	48.878	236.3	10:53:48.407
6		2:32.737	43.290	1:10.302	39.145	236.3	10:57:44.192	6		4:04.871	2:10.190	1:13.306	41.375	173.6	10:57:53.278
7		2:31.982	42.667	1:10.064	39.251	239.4	11:00:16.174	7		2:35.190	44.370	1:10.801	40.019	237.8	11:00:28.468
8		3:05.628	P 46.206	1:18.107	1:01.315	202.2	11:03:21.802	8		2:57.450	P 53.260	1:13.046	51.144	198.5	11:03:25.918





Spa Francorchamps
TCR Europe
Qualifying - 1
Lap Analysis



129 Néstor Girolami Honda Civic Type R FL5 264 Levente Losonczy Hyundai Elantra N
ALM Motorsport Aggressive Team Italia

Lap	D	Time	Sector 1	Sector 2	Sector 3	T. Spd	Elapsed	Lap	D	Time	Sector 1	Sector 2	Sector 3	T. Spd	Elapsed
1		10:43:16.574	P 10:41:10.929	1:13.109	52.536	231.7	10:43:16.574	1		10:43:06.624	10:41:08.209	1:14.836	43.579	207.2	10:43:06.624
2		3:48.221	1:54.580	1:13.156	40.485	216.8	10:47:04.795	2		2:33.740	43.471	1:10.798	39.471	239.4	10:45:40.364
3		2:30.915	43.413	1:08.885	38.617	237.8	10:49:35.710	3		2:33.407	43.400	1:10.779	39.228	240.5	10:48:13.771
4		2:30.758	43.043	1:08.935	38.780	239.4	10:52:06.468	4		2:45.823	P 43.381	1:11.657	50.785	213.8	10:50:59.594
5		2:43.043	P 44.750	1:10.823	47.470	229.7	10:54:49.511	5		4:39.082	2:24.797	1:17.144	57.141	187.5	10:55:38.676
6		5:19.590	3:28.743	1:11.102	39.745	232.7	11:00:09.101	6		2:33.973	43.967	1:10.562	39.444	235.2	10:58:12.649
7		2:44.077	P 42.659	1:09.360	52.058	242.6	11:02:53.178	7		2:49.605	P 43.480	1:11.886	54.239	236.3	11:01:02.254

155 Ma Qing Hua Lynk & Co 03 FL
Cyan Racing Lynk & Co

Lap	D	Time	Sector 1	Sector 2	Sector 3	T. Spd	Elapsed
1		10:43:20.984	10:41:19.082	1:16.314	45.588	209.7	10:43:20.984
2		2:30.936	42.788	1:09.123	39.025	241.6	10:45:51.920
3		2:30.484	42.580	1:09.104	38.800	243.7	10:48:22.404
4		2:45.094	P 44.349	1:13.468	47.277	221.7	10:51:07.498
5		4:39.021	2:18.226	1:13.471	1:07.324	189.8	10:55:46.519
6		2:30.181	42.783	1:08.687	38.711	242.6	10:58:16.700
7		2:47.729	P 42.523	1:09.338	55.868	242.6	11:01:04.429

168 Yann Ehrlacher Lynk & Co 03 FL
Cyan Racing Lynk & Co

Lap	D	Time	Sector 1	Sector 2	Sector 3	T. Spd	Elapsed
1		10:43:24.722	10:41:20.353	1:19.311	45.058	224.0	10:43:24.722
2		2:30.154	42.607	1:08.470	39.077	242.1	10:45:54.876
3		2:39.441	P 42.499	1:08.769	48.173	244.3	10:48:34.317
4		10:50.408	P 8:49.477	1:12.620	48.311	217.3	10:59:24.725

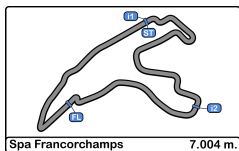
179 Rob Huff Audi RS 3 LMS II
Audi Sport Team Comtoyoyou

Lap	D	Time	Sector 1	Sector 2	Sector 3	T. Spd	Elapsed
1		10:43:13.902	10:41:15.725	1:15.599	42.578	182.1	10:43:13.902
2		2:31.140	42.778	1:09.549	38.813	244.8	10:45:45.042
3		2:31.484	42.400	1:09.734	39.350	249.4	10:48:16.526
4		2:48.301	P 43.625	1:16.092	48.584	242.6	10:51:04.827
5		7:56.236	6:00.553	1:15.037	40.646	230.2	10:59:01.063
6		2:30.486	42.811	1:09.259	38.416	241.0	11:01:31.549
7		2:55.410	P 43.768	1:17.312	54.330	226.8	11:04:26.959

196 Mikel Azcona Hyundai Elantra N
BRC Hyundai N Squadra Corse

Lap	D	Time	Sector 1	Sector 2	Sector 3	T. Spd	Elapsed
1		10:43:15.236	10:41:17.069	1:15.247	42.920	207.2	10:43:15.236
2		2:31.424	43.447	1:09.103	38.874	237.3	10:45:46.660
3		2:39.781	P 43.423	1:10.286	46.072	238.4	10:48:26.441
4		7:17.565	5:11.205	1:11.842	54.518	224.5	10:55:44.006
5		2:31.071	43.091	1:08.971	39.009	240.0	10:58:15.077
6		2:45.005	P 42.721	1:09.854	52.430	242.6	11:01:00.082





Spa Francorchamps

TCR Europe

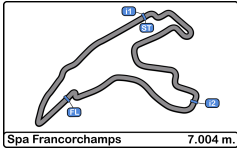
Qualifying - 1

Best Sectors Results



Sector - 1			Sector - 2			Sector - 3			Ideal Lap vs Best Lap						
Clas	Nº	Driver	Time	Nº	Driver	Time	Nº	Driver	Time	Clas	Nº	Driver	Ideal Lap	Best Lap	Clas
1	27	John Filippi	42.259	168	Yann Ehrlacher	1:08.470	179	Rob Huff	38.416	1	155	MA QING HUA	2:29.921	2:30.181	4
2	34	Tom Coronel	42.384	155	Ma Qing Hua	1:08.687	129	Néstor Girolami	38.617	2	27	FILIPPI	2:29.985	2:29.985	1
3	17	Rob Huff	42.400	111	Thed Björk	1:08.711	27	John Filippi	38.653	3	34	CORONEL	2:30.027	2:30.028	2
4	39	Lewis Brown	42.440	112	Santiago Urrutia	1:08.746	155	Ma Qing Hua	38.711	4	168	EHLRACHER	2:30.046	2:30.154	3
5	16	Yann Ehrlacher	42.499	34	Tom Coronel	1:08.859	22	Kobe Pauwels	38.749	5	179	HUFF	2:30.075	2:31.140	10
6	11	Thed Björk	42.508	129	Néstor Girolami	1:08.885	34	Tom Coronel	38.784	6	111	BJÖRK	2:30.078	2:30.444	6
7	15	Ma Qing Hua	42.523	196	Mikel Azcona	1:08.971	111	Thed Björk	38.859	7	129	GIROLAMI	2:30.161	2:30.758	7
8	19	Felipe Fernández	42.641	27	John Filippi	1:09.073	112	Santiago Urrutia	38.870	8	112	URRUTIA	2:30.259	2:30.259	5
9	11	Santiago Urrutia	42.643	105	Norbert Michelisz	1:09.118	196	Mikel Azcona	38.874	9	196	AZCONA	2:30.566	2:31.071	9
10	12	Néstor Girolami	42.659	22	Kobe Pauwels	1:09.226	23	Isaac Smith	38.971	10	22	PAUWELS	2:30.660	2:31.012	8
11	71	Ben Bargwanna	42.667	179	Rob Huff	1:09.259	62	Dušan Borković	38.978	11	105	MICHELISZ	2:31.001	2:31.411	11
12	22	Kobe Pauwels	42.685	62	Dušan Borković	1:09.349	122	Frédéric Verusch	39.015	12	62	BORKOVIĆ	2:31.166	2:31.557	14
13	19	Mikel Azcona	42.721	11	Viktor Davidovski	1:09.480	11	Viktor Davidovski	39.034	13	11	DAVIDOVSKI	2:31.281	2:31.538	13
14	11	Viktor Davidovski	42.767	122	Frédéric Verusch	1:09.761	12	Rubén Fernández	39.046	14	39	BROWN	2:31.507	2:31.967	16
15	10	Norbert Michelisz	42.831	19	Felipe Fernández	1:09.826	105	Norbert Michelisz	39.052	15	19	F.FERNÁNDEZ	2:31.527	2:31.530	12
16	62	Dušan Borković	42.839	23	Isaac Smith	1:09.950	19	Felipe Fernández	39.060	16	122	VERVISH	2:31.626	2:31.752	15
17	12	Frédéric Verusch	42.850	39	Lewis Brown	1:09.965	168	Yann Ehrlacher	39.077	17	71	BARGWANNA	2:31.876	2:31.982	17
18	12	Rubén Fernández	43.042	10	Viktor Andersson	1:10.043	39	Lewis Brown	39.102	18	23	SMITH	2:32.065	2:32.249	19
19	23	Isaac Smith	43.144	71	Ben Bargwanna	1:10.064	71	Ben Bargwanna	39.145	19	12	R.FERNÁNDEZ	2:32.201	2:32.242	18
20	26	Levente Losonczy	43.381	12	Rubén Fernández	1:10.113	264	Levente Losonczy	39.228	20	10	ANDERSSON	2:32.840	2:32.990	20
21	10	Viktor Andersson	43.398	48	Mikael Karlsson	1:10.251	48	Mikael Karlsson	39.239	21	48	KARLSSON	2:33.007	2:33.532	21
22	48	Mikael Karlsson	43.517	264	Levente Losonczy	1:10.562	10	Viktor Andersson	39.399	22	264	LOSONCZY	2:33.171	2:33.740	22
23	12	Philip Lindberg	44.315	128	Philip Lindberg	1:10.801	128	Philip Lindberg	40.019	23	128	LINDBERG	2:35.135	2:35.190	23



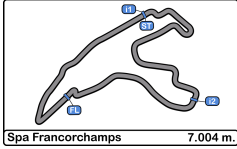


Spa Francorchamps
TCR Europe
Qualifying - 1
Best 5 Lap Times



Cls	N°	Driver	Nat	Cat	Cls	Team	Nat	Vehicle	Best 1		Best 2		Best 3		Best 4		Best 5	
									Time	Lap	Time	Lap	Time	Lap	Time	Lap	Time	Lap
1	27	FILIPPI	FRA			Comtoyout	BEL	Audi RS 3 LMS II	2:29.985	6	2:30.606	3	2:30.694	2	2:43.413	4	2:44.066	7
2	34	CORONEL	BEL	D	1	Comtoyout Racing	BEL	Audi RS 3 LMS II	2:30.028	2	2:31.033	5	2:31.422	6	2:48.780	7	2:55.110	3
3	168	EHLACHER	FRA			Cyan Racing Lynk & Co	SWE	Lynk & Co 03 FL	2:30.154	2	2:39.441	3	10:50.40	4				
4	155	MA QING HUA	CHN			Cyan Racing Lynk & Co	SWE	Lynk & Co 03 FL	2:30.181	6	2:30.936	2	2:45.094	4	2:47.729	7	4:39.021	5
5	112	URRUTIA	URY			Cyan Racing Lynk & Co	SWE	Lynk & Co 03 FL	2:30.259	3	2:31.003	2	2:43.139	4	8:20.212	5		
6	111	BJÖRK	SWE			Cyan Racing Lynk & Co	SWE	Lynk & Co 03 FL	2:30.444	2	2:30.500	5	2:39.978	3	2:45.941	6	8:14.989	4
7	129	GIROLAMI	ARG			ALM Motorsport	EST	Honda Civic Type R	2:30.758	4	2:30.915	3	2:43.043	5	2:44.077	7	3:48.221	2
8	22	PAUWELS	BEL	R	1	Comtoyout Racing	BEL	Audi RS 3 LMS II	2:31.012	6	2:31.234	2	2:31.356	7	2:38.615	3	2:39.924	8
9	196	AZCONA	ESP			BRC Hyundai N Squadra	ITA	Hyundai Elantra N	2:31.071	5	2:31.424	2	2:39.781	3	2:45.005	6	7:17.565	4
10	179	HUFF	GBR			Audi Sport Team	BEL	Audi RS 3 LMS II	2:31.140	2	2:31.484	3	2:48.301	4	2:55.410	7	7:56.236	5
11	105	MICHELISZ	HUN			BRC Hyundai N Squadra	ITA	Hyundai Elantra N	2:31.411	4	2:43.702	5	9:43.521	3				
12	19	F.FERNÁNDEZ	ESP	D	2	RC2 Racing Team	ESP	Audi RS 3 LMS II	2:31.530	7	2:32.185	3	2:32.310	6	2:33.065	2	2:41.097	4
13	11	DAVIDOVSKI	MDG	D	3	Comtoyout	BEL	Audi RS 3 LMS II	2:31.538	6	2:31.750	2	2:31.768	7	2:31.907	3	2:42.287	4
14	62	BORKOVIĆ	SWE	D	4	Target Competition	ITA	Hyundai Elantra N	2:31.557	3	2:31.864	2	2:31.929	7	2:44.580	4	3:28.638	8
15	122	VERVISCH	BEL			Audi Sport Team	BEL	Audi RS 3 LMS II	2:31.752	6	2:31.967	3	2:40.315	4	3:04.570	7	3:55.313	2
16	39	BROWN	GBR			Volcano Motorsport	ESP	Audi RS 3 LMS II	2:31.967	7	2:32.418	3	3:07.655	8	3:56.751	2	4:07.074	5
17	71	BARGWANNA	AUS	R	2	Team Clairet Sport – Burson	FRA	Peugeot 308	2:31.982	7	2:34.075	2	2:34.647	3	2:42.206	4	3:05.628	8
18	12	R.FERNÁNDEZ	ESP	D	5	RC2 Racing Team	ESP	Audi RS 3 LMS II	2:32.242	7	2:40.085	6	2:44.670	4	3:15.827	8	3:54.519	5
19	23	SMITH	GBR	R	3	Volcano Motorsport	ESP	Audi RS 3 LMS II	2:32.249	7	2:32.586	6	2:34.050	8	2:41.564	4	2:57.678	9
20	10	ANDERSSON	SWE	R	4	MA:GP	SWE	Lynk & Co 03	2:32.990	7	2:33.057	6	2:33.403	3	2:34.079	2	2:45.461	4
21	48	KARLSSON	SWE	D	6	Aggressive Team Italia	ITA	Hyundai Elantra N	2:33.532	3	2:34.285	6	2:34.712	7	2:50.417	4	2:58.513	8
22	264	LOSONCZY	HUN			Aggressive Team Italia	ITA	Hyundai Elantra N	2:33.740	2	2:33.973	6	2:45.823	4	2:49.605	7	4:39.082	5
23	128	LINDBERG	DNK			ALM Motorsport	EST	Honda Civic Type R	2:35.190	7	2:36.375	4	2:36.830	3	2:44.784	5	2:57.450	8



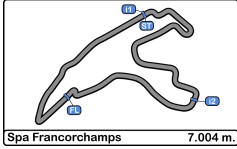


Spa Francorchamps
TCR Europe
Qualifying - 1
Best 5 Top Speeds



Clas	Nº	Driver	Nat	Cat	Cls	Team	Nat	Vehicle	Top 1		Top 2		Top 3		Top 4		Top 5		Avg
									Km/h	Lap	Km/h	Lap	Km/h	Lap	Km/h	Lap	Km/h	Lap	
1	179	HUFF				Audi Sport Team Comtoyout		Audi RS 3 LMS II	249.4	3	244.8	2	242.6	4	241.0	6	230.2	5	241.6
2	34	CORONEL		D	1	Comtoyout Racing		Audi RS 3 LMS II	246.5	2	245.4	6	242.6	5	234.7	3	230.7	1	240.0
3	27	FILIPPI				Comtoyout		Audi RS 3 LMS II	245.4	7	244.8	6	243.7	3	243.2	2	237.8	4	243.0
4	39	BROWN				Volcano Motorsport		Audi RS 3 LMS II	244.3	7	243.7	6	241.0	3	240.0	4	221.3	1	238.1
5	111	BJÖRK				Cyan Racing Lynk & Co		Lynk & Co 03 FL	244.3	3	243.2	2	241.0	5	241.0	6	223.1	1	238.5
6	168	EHLRACHER				Cyan Racing Lynk & Co		Lynk & Co 03 FL	244.3	3	242.1	2	224.0	1	217.3	4			231.9
7	22	PAUWELS		R	1	Comtoyout Racing		Audi RS 3 LMS II	243.7	8	242.1	7	241.6	3	241.0	2	241.0	6	241.9
8	71	BARGWANNA		R	2	Team Clairet Sport – Burson		Peugeot 308	243.7	3	241.0	2	239.4	7	236.3	6	228.8	4	237.8
9	155	MA QING HUA				Cyan Racing Lynk & Co		Lynk & Co 03 FL	243.7	3	242.6	6	242.6	7	241.6	2	221.7	4	238.5
10	12	R.FERNÁNDEZ		D	2	RC2 Racing Team		Audi RS 3 LMS II	243.2	7	242.6	6	242.1	3	241.0	4	236.8	2	241.2
11	11	DAVIDOVSKI		D	3	Comtoyout		Audi RS 3 LMS II	242.6	4	242.1	3	241.6	7	241.0	8	240.5	2	241.6
12	19	F.FERNÁNDEZ		D	4	RC2 Racing Team		Audi RS 3 LMS II	242.6	6	242.6	7	241.0	8	240.0	3	238.4	4	240.9
13	112	URRUTIA				Cyan Racing Lynk & Co		Lynk & Co 03 FL	242.6	3	242.1	2	233.2	4	220.4	1	212.1	5	230.1
14	129	GIROLAMI				ALM Motorsport		Honda Civic Type R	242.6	7	239.4	4	237.8	3	232.7	6	231.7	1	236.9
15	196	AZCONA				BRC Hyundai N Squadra Corse		Hyundai Elantra N	242.6	6	240.0	5	238.4	3	237.3	2	224.5	4	236.6
16	23	SMITH		R	3	Volcano Motorsport		Audi RS 3 LMS II	242.1	3	240.5	2	240.5	8	239.4	7	234.7	6	239.4
17	10	ANDERSSON		R	4	MA:GP		Lynk & Co 03	240.5	3	240.5	4	237.8	2	237.8	7	236.8	6	238.7
18	122	VERVISCH				Audi Sport Team Comtoyout		Audi RS 3 LMS II	240.5	6	238.9	4	238.4	2	238.4	3	196.7	5	230.6
19	264	LOSONCZY				Aggressive Team Italia		Hyundai Elantra N	240.5	3	239.4	2	236.3	7	235.2	6	213.8	4	233.0
20	105	MICHELISZ				BRC Hyundai N Squadra Corse		Hyundai Elantra N	240.0	5	237.8	2	237.3	4	229.7	3	190.8	1	227.1
21	62	BORKOVIĆ		D	5	Target Competition		Hyundai Elantra N	238.9	3	237.3	6	237.3	7	236.3	2	208.8	5	231.7
22	48	KARLSSON		D	6	Aggressive Team Italia		Hyundai Elantra N	238.4	3	237.3	4	236.8	2	235.8	6	235.2	7	236.7
23	128	LINDBERG				ALM Motorsport		Honda Civic Type R	237.8	7	236.8	3	236.8	4	236.3	5	232.7	2	236.1



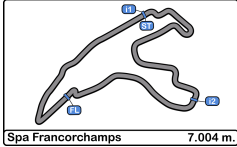


Spa Francorchamps
TCR Europe
Qualifying - 1
Fastest Laps Sequence



Lap	Time of Day	Session Time	N° Driver	Nat	Cat	Team	Nat	Vehicle	Time	Km/h		
2	10:45:10.909	5:10.909	22 PAUWELS		BEL	R	Comtoyou Racing		BEL	Audi RS 3 LMS II	2:31.234	166.7
2	10:45:14.817	5:14.817	27 FILIPPI		FRA	Comtoyou		BEL	Audi RS 3 LMS II	2:30.694	167.3	
2	10:45:54.876	5:54.876	168 EHRLACHER		FRA	Cyan Racing Lynk & Co		SWE	Lynk & Co 03 FL	2:30.154	167.9	
2	10:45:59.137	5:59.137	34 CORONEL		NLD	D	Comtoyou Racing		BEL	Audi RS 3 LMS II	2:30.028	168.0
6	10:57:46.284	17:46.284	27 FILIPPI		FRA	Comtoyou		BEL	Audi RS 3 LMS II	2:29.985	168.1	



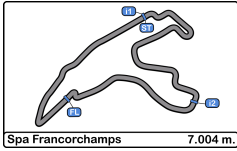


Spa Francorchamps
TCR Europe
Qualifying - 1
Event Best Maximum Speed



Nº	Driver	Nat	Cat	Clas	Team	Nat	Vehicle	Km/h	Session
179	HUFF				Audi Sport Team Comtoyout		Audi RS 3 LMS II	249.4	Qualifying - 1
22	PAUWELS		R	1	Comtoyout Racing		Audi RS 3 LMS II	248.8	Free Practice - 2
19	F.FERNÁNDEZ		D	1	RC2 Racing Team		Audi RS 3 LMS II	248.2	Free Practice - 1
34	CORONEL		D	2	Comtoyout Racing		Audi RS 3 LMS II	247.1	Free Practice - 1
27	FILIPPI				Comtoyout		Audi RS 3 LMS II	246.5	Free Practice - 1
39	BROWN				Volcano Motorsport		Audi RS 3 LMS II	246.5	Free Practice - 2
122	VERVISCH				Audi Sport Team Comtoyout		Audi RS 3 LMS II	245.4	Free Practice - 1
129	GIROLAMI				ALM Motorsport		Honda Civic Type R	245.4	Free Practice - 2
11	DAVIDOVSKI		D	3	Comtoyout		Audi RS 3 LMS II	244.8	Free Practice - 1
111	BJÖRK				Cyan Racing Lynk & Co		Lynk & Co 03 FL	244.3	Free Practice - 2
168	EHLRACHER				Cyan Racing Lynk & Co		Lynk & Co 03 FL	244.3	Qualifying - 1
71	BARGWANNA		R	2	Team Clairet Sport – Burson		Peugeot 308	243.7	Qualifying - 1
155	MA QING HUA				Cyan Racing Lynk & Co		Lynk & Co 03 FL	243.7	Qualifying - 1
23	SMITH		R	3	Volcano Motorsport		Audi RS 3 LMS II	243.2	Free Practice - 1
112	URRUTIA				Cyan Racing Lynk & Co		Lynk & Co 03 FL	243.2	Free Practice - 2
12	R.FERNÁNDEZ		D	4	RC2 Racing Team		Audi RS 3 LMS II	243.2	Qualifying - 1
62	BORKOVIĆ		D	5	Target Competition		Hyundai Elantra N	242.6	Free Practice - 2
196	AZCONA				BRC Hyundai N Squadra Corse		Hyundai Elantra N	242.6	Qualifying - 1
105	MICHELISZ				BRC Hyundai N Squadra Corse		Hyundai Elantra N	242.1	Free Practice - 2
10	ANDERSSON		R	4	MA:GP		Lynk & Co 03	240.5	Free Practice - 1
264	LOSONCZY				Aggressive Team Italia		Hyundai Elantra N	240.5	Qualifying - 1
48	KARLSSON		D	6	Aggressive Team Italia		Hyundai Elantra N	240.0	Free Practice - 2
128	LINDBERG				ALM Motorsport		Honda Civic Type R	239.4	Free Practice - 2





Spa Francorchamps
TCR Europe
Qualifying - 1
Pit Stop Analysis



10 Viktor Andersson Lynk & Co 03
Rookie MA:GP

N°	In Day Time	In Time	Out Time	Pit Time	T. Pit Time	Handicap	Diff.
1	10:50:52.672	10:50:52.672	10:53:36.774	2:44.102	2:44.102		

11 Viktor Davidovski Audi RS 3 LMS II
D Comtoyoyou

N°	In Day Time	In Time	Out Time	Pit Time	T. Pit Time	Handicap	Diff.
1	10:50:28.976	10:50:28.976	10:51:53.977	1:25.001	1:25.001		

12 Rubén Fernández Audi RS 3 LMS II
D RC2 Racing Team

N°	In Day Time	In Time	Out Time	Pit Time	T. Pit Time	Handicap	Diff.
1	10:50:49.861	10:50:49.861	10:52:08.036	1:18.175	1:18.175		

19 Felipe Fernández Audi RS 3 LMS II
D RC2 Racing Team

N°	In Day Time	In Time	Out Time	Pit Time	T. Pit Time	Handicap	Diff.
1	10:50:45.340	10:50:45.340	10:52:05.288	1:19.948	1:19.948		

22 Kobe Pauwels Audi RS 3 LMS II
Rookie Comtoyoyou Racing

N°	In Day Time	In Time	Out Time	Pit Time	T. Pit Time	Handicap	Diff.
1	10:50:30.464	10:50:30.464	10:52:12.444	1:41.980	1:41.980		

23 Isaac Smith Audi RS 3 LMS II
Rookie Volcano Motorsport

N°	In Day Time	In Time	Out Time	Pit Time	T. Pit Time	Handicap	Diff.
1	10:50:32.660	10:50:32.660	10:52:02.346	1:29.686	1:29.686		

27 John Filippi Audi RS 3 LMS II
Comtoyoyou

N°	In Day Time	In Time	Out Time	Pit Time	T. Pit Time	Handicap	Diff.
1	10:50:23.686	10:50:23.686	10:52:38.371	2:14.685	2:14.685		

34 Tom Coronel Audi RS 3 LMS II
D Comtoyoyou Racing

N°	In Day Time	In Time	Out Time	Pit Time	T. Pit Time	Handicap	Diff.
1	10:48:48.492	10:48:48.492	10:52:10.802	3:22.310	3:22.310		

39 Lewis Brown Audi RS 3 LMS II
Volcano Motorsport

N°	In Day Time	In Time	Out Time	Pit Time	T. Pit Time	Handicap	Diff.
1	10:42:55.864	10:42:55.864	10:44:12.293	1:16.429	1:16.429		
2	10:52:05.848	10:52:05.848	10:53:43.037	1:37.189	2:53.618		

48 Mikael Karlsson Hyundai Elantra N
D Aggressive Team Italia

N°	In Day Time	In Time	Out Time	Pit Time	T. Pit Time	Handicap	Diff.
1	10:51:00.349	10:51:00.349	10:53:39.304	2:38.955	2:38.955		

62 Dušan Borković Hyundai Elantra N
D Target Competition

N°	In Day Time	In Time	Out Time	Pit Time	T. Pit Time	Handicap	Diff.
1	10:50:41.015	10:50:41.015	10:52:52.304	2:11.289	2:11.289		

71 Ben Bargwanna Peugeot 308
Rookie Team Clairet Sport – Burson Auto Parts

N°	In Day Time	In Time	Out Time	Pit Time	T. Pit Time	Handicap	Diff.
1	10:50:55.096	10:50:55.096	10:52:39.137	1:44.041	1:44.041		

105 Norbert Michelisz Hyundai Elantra N
BRC Hyundai N Squadra Corse

N°	In Day Time	In Time	Out Time	Pit Time	T. Pit Time	Handicap	Diff.
1	10:45:53.567	10:45:53.567	10:52:57.807	7:04.240	7:04.240		

111 Thed Björk Lynk & Co 03 FL
Cyan Racing Lynk & Co

N°	In Day Time	In Time	Out Time	Pit Time	T. Pit Time	Handicap	Diff.
1	10:48:32.305	10:48:32.305	10:54:20.102	5:47.797	5:47.797		

112 Santiago Urrutia Lynk & Co 03 FL
Cyan Racing Lynk & Co

N°	In Day Time	In Time	Out Time	Pit Time	T. Pit Time	Handicap	Diff.
1	10:50:56.746	10:50:56.746	10:56:42.537	5:45.791	5:45.791		

122 Frédéric Vervisch Audi RS 3 LMS II
Audi Sport Team Comtoyoyou

N°	In Day Time	In Time	Out Time	Pit Time	T. Pit Time	Handicap	Diff.
1	10:43:12.179	10:43:12.179	10:44:42.991	1:30.812	1:30.812		
2	10:52:19.745	10:52:19.745	10:54:31.469	2:11.724	3:42.536		

128 Philip Lindberg Honda Civic Type R FL5
ALM Motorsport

N°	In Day Time	In Time	Out Time	Pit Time	T. Pit Time	Handicap	Diff.
1	10:53:43.215	10:53:43.215	10:55:17.499	1:34.284	1:34.284		

129 Néstor Girolami Honda Civic Type R FL5
ALM Motorsport

N°	In Day Time	In Time	Out Time	Pit Time	T. Pit Time	Handicap	Diff.
1	10:43:10.558	10:43:10.558	10:44:30.446	1:19.888	1:19.888		
2	10:54:43.574	10:54:43.574	10:57:38.809	2:55.235	4:15.123		

155 Ma Qing Hua Lynk & Co 03 FL
Cyan Racing Lynk & Co

N°	In Day Time	In Time	Out Time	Pit Time	T. Pit Time	Handicap	Diff.
1	10:51:01.962	10:51:01.962	10:52:44.182	1:42.220	1:42.220		

168 Yann Ehrlacher Lynk & Co 03 FL
Cyan Racing Lynk & Co

N°	In Day Time	In Time	Out Time	Pit Time	T. Pit Time	Handicap	Diff.
1	10:48:29.161	10:48:29.161	10:56:44.382	8:15.221	8:15.221		

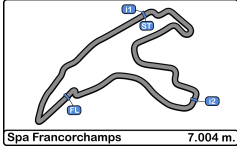
179 Rob Huff Audi RS 3 LMS II
Audi Sport Team Comtoyoyou

N°	In Day Time	In Time	Out Time	Pit Time	T. Pit Time	Handicap	Diff.
1	10:50:58.666	10:50:58.666	10:56:21.472	5:22.806	5:22.806		

196 Mikel Azcona Hyundai Elantra N
BRC Hyundai N Squadra Corse

N°	In Day Time	In Time	Out Time	Pit Time	T. Pit Time	Handicap	Diff.
1	10:48:21.175	10:48:21.175	10:52:58.987	4:37.812	4:37.812		





Spa Francorchamps
TCR Europe
Qualifying - 1
Pit Stop Analysis

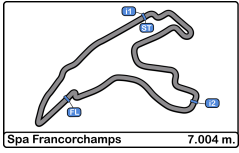


KUMHO TIRE
All-ways. Go with you

264 Levente Losonczy Hyundai Elantra N
Aggressive Team Italia

N°	In Day Time	In Time	Out Time	Pit Time	T. Pit Time	Handicap	Diff.
1	10:50:53.823	10:50:53.823	10:52:42.000	1:48.177	1:48.177		



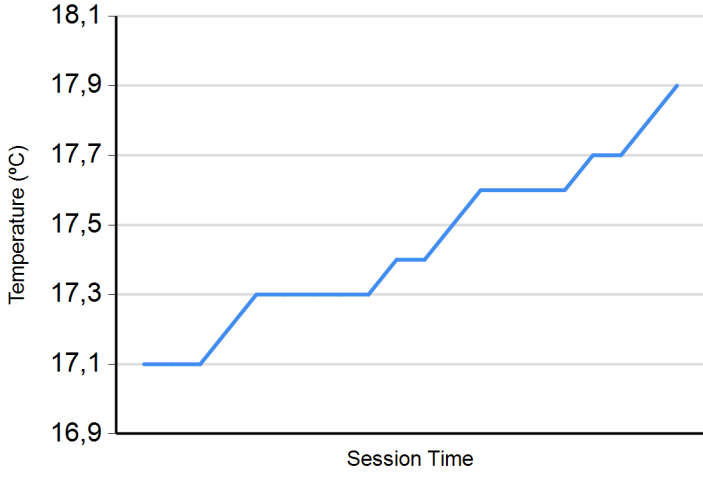


Spa Francorchamps
TCR Europe
Qualifying - 1
Weather Report

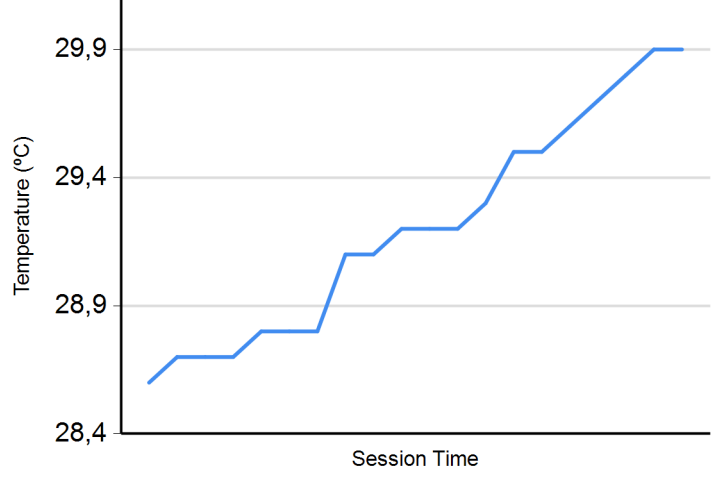


KUMHO TIRE
All-ways. Go with you.

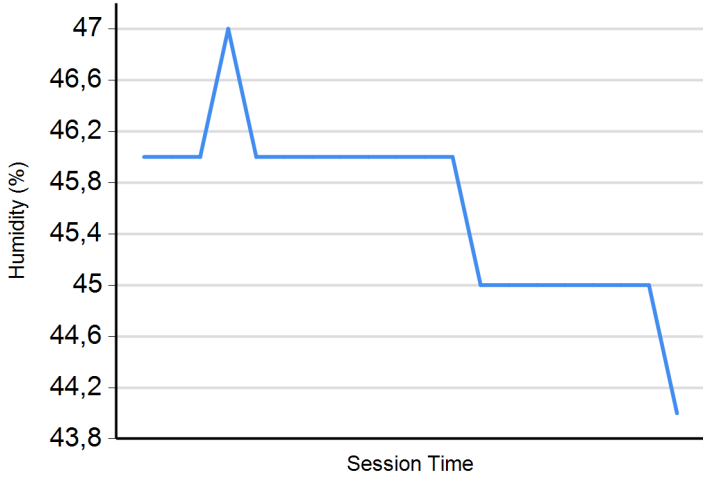
Air Temperature



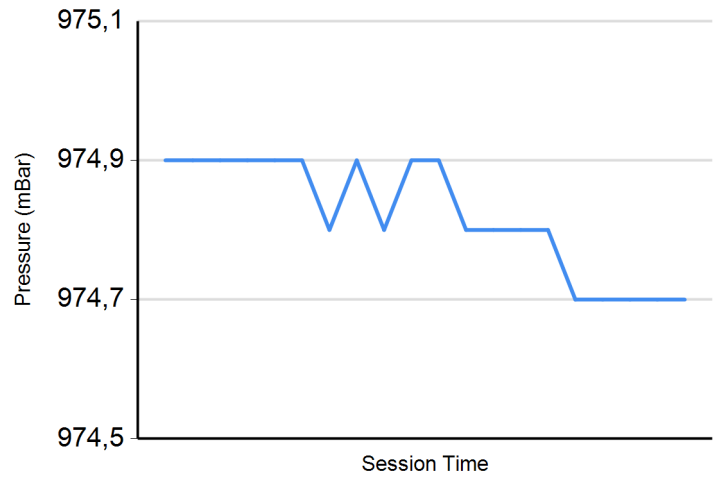
Track Temperature



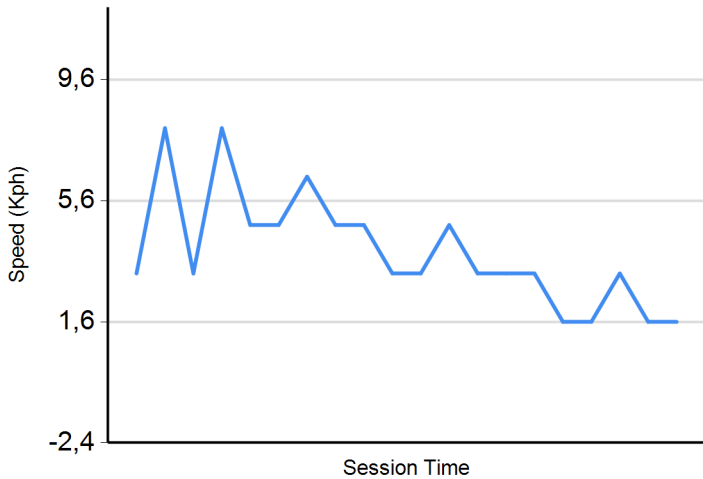
Humidity



Pressure



Wind Speed



Wind direction

North = 0°/360° Est = 90° South = 180° West = 270°

