

Spa Francorchamps  
TCR Europe  
Qualifying - 2  
Provisional Results



Clas	Nº	Driver	Nat	Cat	Clas	Team	Nat	Vehicle	Laps	Best	Time	Gap	Interval	Km/h
1	168	EHRLACHER				Cyan Racing Lynk & Co		Lynk & Co 03 FL	3	2	2:29.470			168.6
2	155	MA QING HUA				Cyan Racing Lynk & Co		Lynk & Co 03 FL	3	3	2:29.785	0.315	0.315	168.3
3	129	GIROLAMI				ALM Motorsport		Honda Civic Type R	3	3	2:29.977	0.507	0.192	168.1
4	22	PAUWELS		R	1	Comtoy Racing		Audi RS 3 LMS II	4	2	2:30.612	1.142	0.635	167.4
5	112	URRUTIA				Cyan Racing Lynk & Co		Lynk & Co 03 FL	3	3	2:30.797	1.327	0.185	167.2
6	179	HUFF				Audi Sport Team Comtoy		Audi RS 3 LMS II	2	2	2:30.865	1.395	0.068	167.1
7	34	CORONEL		D	1	Comtoy Racing		Audi RS 3 LMS II	3	3	2:31.015	1.545	0.150	166.9
8	105	MICHELISZ				BRC Hyundai N Squadra Corse		Hyundai Elantra N	2	2	2:31.339	1.869	0.324	166.6
9	19	F.FERNÁNDEZ		D	2	RC2 Racing Team		Audi RS 3 LMS II	2	2	2:32.361	2.891	1.022	165.4
10	27	FILIPPI				Comtoy		Audi RS 3 LMS II	3	3	2:32.515	3.045	0.154	165.3
11	196	AZCONA				BRC Hyundai N Squadra Corse		Hyundai Elantra N	2	1	11:13:34.424	11:11:04.	11:11:01.	00.0
12	111	BJÖRK				Cyan Racing Lynk & Co		Lynk & Co 03 FL	2	1	11:13:36.856	11:11:07.	2.432	00.0

\* PENALTIES

CAR 112 TIME 2:31.719 DELETED TRACK LIMITS AT T3

CAR 111 TIME 2:30.895 DELETED TRACK LIMITS AT T19

CAR 196 TIME 2:34.402 DELETED TRACK LIMITS AT T19

Published at:.....

Track Temp: 31.4 °C Air Temp: 18.3 °C Humidity: 43 % Track Status: DRY

Race Director:

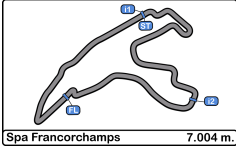
William Watte

Timekeeper:

Luis Angel García Nuñez

JOB-1605-ESP/M





**Spa Francorchamps**  
**TCR Europe**  
**Qualifying - 2**  
**Provisional Results by Category**



Clas	Nº	Driver	Nat	Cat	Clas	Team	Nat	Vehicle	Laps	Best	Time	Gap	Interval	Km/h
1	168	EHRLACHER	FRA			Cyan Racing Lynk & Co	SWE	Lynk & Co 03 FL	3	2	2:29.470			168.6
2	155	MA QING HUA	CHN			Cyan Racing Lynk & Co	SWE	Lynk & Co 03 FL	3	3	2:29.785	0.315	0.315	168.3
3	129	GIROLAMI	ARG			ALM Motorsport	EST	Honda Civic Type R	3	3	2:29.977	0.507	0.192	168.1
4	112	URRUTIA	URY			Cyan Racing Lynk & Co	SWE	Lynk & Co 03 FL	3	3	2:30.797	1.327	0.820	167.2
5	179	HUFF	GBR			Audi Sport Team Comtoyoyu	BEL	Audi RS 3 LMS II	2	2	2:30.865	1.395	0.068	167.1
6	105	MICHELISZ	HUN			BRC Hyundai N Squadra Corse	ITA	Hyundai Elantra N	2	2	2:31.339	1.869	0.474	166.6
7	27	FILIPPI	FRA			Comtoyoyu	BEL	Audi RS 3 LMS II	3	3	2:32.515	3.045	1.176	165.3
8	196	AZCONA	ESP			BRC Hyundai N Squadra Corse	ITA	Hyundai Elantra N	2	1	11:13:34.424	11:11:04.	11:11:01.	00.0
9	111	BJÖRK	SWE			Cyan Racing Lynk & Co	SWE	Lynk & Co 03 FL	2	1	11:13:36.856	11:11:07.	2.432	00.0

**Rookie**

Clas	Nº	Driver	Nat	Cat	Clas	Team	Nat	Vehicle	Laps	Best	Time	Gap	Interval	Km/h
1	22	PAUWELS	BEL	R	1	Comtoyoyu Racing	BEL	Audi RS 3 LMS II	4	2	2:30.612			167.4

**D**

Clas	Nº	Driver	Nat	Cat	Clas	Team	Nat	Vehicle	Laps	Best	Time	Gap	Interval	Km/h
1	34	CORONEL	NLD	D	1	Comtoyoyu Racing	BEL	Audi RS 3 LMS II	3	3	2:31.015			166.9
2	19	F.FERNÁNDEZ	ESP	D	2	RC2 Racing Team	ESP	Audi RS 3 LMS II	2	2	2:32.361	1.346	1.346	165.4

**\* PENALTIES**

CAR 112 TIME 2:31.719 DELETED TRACK LIMITS AT T3

CAR 111 TIME 2:30.895 DELETED TRACK LIMITS AT T19

CAR 196 TIME 2:34.402 DELETED TRACK LIMITS AT T19

Published at:.....

Track Temp: **31.4 °C** Air Temp: **18.3 °C** Humidity: **43 %** Track Status: **DRY**

**Race Director:**

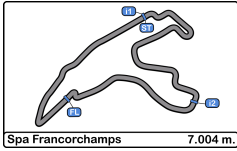
William Watte

**Timekeeper:**

Luis Angel García Nuñez

JOB-1605-ESP/M





Spa Francorchamps  
TCR Europe  
Qualifying - 2  
Lap Analysis



**19** Felipe Fernández Audi RS 3 LMS II **155** Ma Qing Hua Lynk & Co 03 FL  
D RC2 Racing Team Cyan Racing Lynk & Co

Lap	D	Time	Sector 1	Sector 2	Sector 3	T. Spd	Elapsed	Lap	D	Time	Sector 1	Sector 2	Sector 3	T. Spd	Elapsed
1		11:13:38.949	11:11:02.322	1:19.898	1:16.729	175.6	11:13:38.949	1		11:12:29.298	11:10:31.169	1:14.642	43.487	216.4	11:12:29.298
2		<b>2:32.361</b>	<b>43.017</b>	1:10.196	<b>39.148</b>	243.2	11:16:11.310	2		2:42.476	43.772	1:15.175	43.529	222.6	11:15:11.774

**22** Kobe Pauwels Audi RS 3 LMS II **168** Yann Ehrlacher Lynk & Co 03 FL  
Rookie Comtoy Racing Cyan Racing Lynk & Co

Lap	D	Time	Sector 1	Sector 2	Sector 3	T. Spd	Elapsed	Lap	D	Time	Sector 1	Sector 2	Sector 3	T. Spd	Elapsed
1		11:08:44.347	11:06:51.476	1:13.364	39.507	227.8	11:08:44.347	1		11:12:55.576	11:11:03.063	1:12.205	40.308	227.8	11:12:55.576
2		<b>2:30.612</b>	42.855	<b>1:09.085</b>	<b>38.672</b>	241.0	11:11:14.959	2		<b>2:29.470</b>	42.752	<b>1:08.053</b>	<b>38.665</b>	240.0	11:15:25.046
3		2:31.213	<b>42.628</b>	1:09.532	39.053	242.1	11:13:46.172	3		2:30.164	<b>42.532</b>	1:08.490	39.142	242.1	11:17:55.210
4		2:47.119 P	42.778	1:13.093	51.248	243.2	11:16:33.291								

**27** John Filippi Audi RS 3 LMS II **179** Rob Huff Audi RS 3 LMS II  
Comtoy Audi Sport Team Comtoy

Lap	D	Time	Sector 1	Sector 2	Sector 3	T. Spd	Elapsed	Lap	D	Time	Sector 1	Sector 2	Sector 3	T. Spd	Elapsed
1		11:11:02.047	11:08:59.410	1:14.602	48.035	219.5	11:11:02.047	1		11:13:32.715	11:11:04.051	1:20.636	1:08.028	183.9	11:13:32.715
2		2:32.786	<b>42.436</b>	<b>1:09.028</b>	41.322	242.6	11:13:34.833	2		<b>2:30.865</b>	<b>42.823</b>	<b>1:09.386</b>	<b>38.656</b>	241.0	11:16:03.580
3		<b>2:32.515</b>	43.046	1:10.511	<b>38.958</b>	242.1	11:16:07.348								

**34** Tom Coronel Audi RS 3 LMS II **196** Mikel Azcona Hyundai Elantra N  
D Comtoy BRC Hyundai N Squadra Corse

Lap	D	Time	Sector 1	Sector 2	Sector 3	T. Spd	Elapsed	Lap	D	Time	Sector 1	Sector 2	Sector 3	T. Spd	Elapsed
1		11:11:04.212	11:09:12.595	1:11.037	40.580	233.7	11:11:04.212	1		<b>11:13:34.424</b>	11:11:05.489	1:20.516	1:08.419	175.6	11:13:34.424
2		2:31.327	42.546	<b>1:08.786</b>	39.995	242.6	11:13:35.539	2		<b>2:34.402</b>	<b>43.217</b>	<b>1:12.358</b>	<b>38.827</b>	238.4	11:16:08.826
3		<b>2:31.015</b>	<b>42.183</b>	1:09.918	<b>38.914</b>	248.8	11:16:06.554								

**105** Norbert Michelisz Hyundai Elantra N  
BRC Hyundai N Squadra Corse

Lap	D	Time	Sector 1	Sector 2	Sector 3	T. Spd	Elapsed
1		11:13:33.760	11:11:04.464	1:21.122	1:08.174	172.5	11:13:33.760
2		<b>2:31.339</b>	<b>43.116</b>	<b>1:09.114</b>	<b>39.109</b>	237.8	11:16:05.099

**111** Thed Björk Lynk & Co 03 FL  
Cyan Racing Lynk & Co

Lap	D	Time	Sector 1	Sector 2	Sector 3	T. Spd	Elapsed
1		<b>11:13:36.856</b>	11:11:10.371	1:21.142	1:05.343	173.0	11:13:36.856
2		<b>2:30.805</b>	<b>42.545</b>	<b>1:09.396</b>	<b>38.954</b>	244.8	11:16:07.751

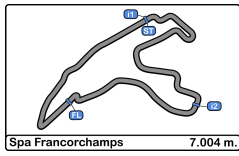
**112** Santiago Urrutia Lynk & Co 03 FL  
Cyan Racing Lynk & Co

Lap	D	Time	Sector 1	Sector 2	Sector 3	T. Spd	Elapsed
1		11:12:37.779	11:10:41.803	1:13.027	42.949	209.3	11:12:37.779
2		<b>2:34.749</b>	42.906	1:09.412	39.401	238.4	11:15:09.498
3		<b>2:30.797</b>	<b>42.897</b>	<b>1:09.035</b>	<b>38.865</b>	238.4	11:17:40.295

**129** Néstor Girolami Honda Civic Type R FL5  
ALM Motorsport

Lap	D	Time	Sector 1	Sector 2	Sector 3	T. Spd	Elapsed
1		11:09:47.986 P	11:07:50.332	1:09.665	47.989	234.7	11:09:47.986
2		4:12.771	2:20.855	1:12.039	39.877	225.4	11:14:00.757
3		<b>2:29.977</b>	<b>42.540</b>	<b>1:08.952</b>	<b>38.485</b>	243.7	11:16:30.734



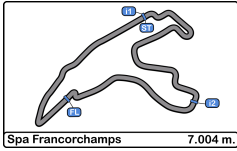


**Spa Francorchamps**  
**TCR Europe**  
**Qualifying - 2**  
**Best Sectors Results**



Sector - 1				Sector - 2				Sector - 3				Ideal Lap vs Best Lap			
Clas	Nº	Driver	Time	Nº	Driver	Time	Nº	Driver	Time	Clas	Nº	Driver	Ideal Lap	Best Lap	Clas
1	34	Tom Coronel	42.183	168	Yann Ehrlacher	1:08.053	129	Néstor Girolami	38.485	1	168	EHRLACHER	2:29.250	2:29.470	1
2	27	John Filippi	42.436	155	Ma Qing Hua	1:08.576	179	Rob Huff	38.656	2	155	MA QING HUA	2:29.785	2:29.785	2
3	16	Yann Ehrlacher	42.532	34	Tom Coronel	1:08.786	155	Ma Qing Hua	38.664	3	34	CORONEL	2:29.883	2:31.015	7
4	12	Néstor Girolami	42.540	129	Néstor Girolami	1:08.952	168	Yann Ehrlacher	38.665	4	129	GIROLAMI	2:29.977	2:29.977	3
5	15	Ma Qing Hua	42.545	27	John Filippi	1:09.028	22	Kobe Pauwels	38.672	5	22	PAUWELS	2:30.385	2:30.612	4
6	11	Thed Björk	42.545	112	Santiago Urrutia	1:09.035	196	Mikel Azcona	38.827	6	27	FILIPPI	2:30.422	2:32.515	10
7	22	Kobe Pauwels	42.628	22	Kobe Pauwels	1:09.085	112	Santiago Urrutia	38.865	7	112	URRUTIA	2:30.797	2:30.797	5
8	17	Rob Huff	42.823	105	Norbert Michelisz	1:09.114	34	Tom Coronel	38.914	8	179	HUFF	2:30.865	2:30.865	6
9	11	Santiago Urrutia	42.897	179	Rob Huff	1:09.386	111	Thed Björk	38.954	9	111	BJÖRK	2:30.895	Transpo	12
10	19	Felipe Fernández	43.017	111	Thed Björk	1:09.396	27	John Filippi	38.958	10	105	MICHELISZ	2:31.339	2:31.339	8
11	10	Norbert Michelisz	43.116	19	Felipe Fernández	1:10.196	105	Norbert Michelisz	39.109	11	19	F.FERNÁNDEZ	2:32.361	2:32.361	9
12	19	Mikel Azcona	43.217	196	Mikel Azcona	1:12.358	19	Felipe Fernández	39.148	12	196	AZCONA	2:34.402	Transpo	11





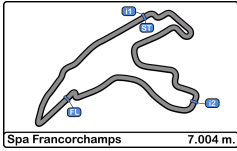
**Spa Francorchamps**  
**TCR Europe**  
**Qualifying - 2**  
**Best 5 Lap Times**



**KUMHO TIRE**  
*All-ways. Go with you*

Cls	N°	Driver	Nat	Cat	Cls	Team	Nat	Vehicle	Best 1		Best 2		Best 3		Best 4		Best 5	
									Time	Lap	Time	Lap	Time	Lap	Time	Lap	Time	Lap
1	168	EHLRACHER				Cyan Racing Lynk & Co		Lynk & Co 03 FL	2:29.470	2	2:30.164	3						
2	155	MA QING HUA				Cyan Racing Lynk & Co		Lynk & Co 03 FL	2:29.785	3	2:42.476	2						
3	129	GIROLAMI				ALM Motorsport		Honda Civic Type R	2:29.977	3	4:12.771	2						
4	22	PAUWELS		R	1	Comtoyout Racing		Audi RS 3 LMS II	2:30.612	2	2:31.213	3	2:47.119	4				
5	112	URRUTIA				Cyan Racing Lynk & Co		Lynk & Co 03 FL	2:30.797	3								
6	179	HUFF				Audi Sport Team		Audi RS 3 LMS II	2:30.865	2								
7	34	CORONEL		D	1	Comtoyout Racing		Audi RS 3 LMS II	2:31.015	3	2:31.327	2						
8	105	MICHELISZ				BRC Hyundai N Squadra		Hyundai Elantra N	2:31.339	2								
9	19	F.FERNÁNDEZ		D	2	RC2 Racing Team		Audi RS 3 LMS II	2:32.361	2								
10	27	FILIPPI				Comtoyout		Audi RS 3 LMS II	2:32.515	3	2:32.786	2						
11	111	BJÖRK				Cyan Racing Lynk & Co		Lynk & Co 03 FL										
12	196	AZCONA				BRC Hyundai N Squadra		Hyundai Elantra N										



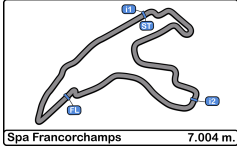


Spa Francorchamps  
TCR Europe  
Qualifying - 2  
Best 5 Top Speeds



Clas	Nº	Driver	Nat	Cat	Cls	Team	Nat	Vehicle	Top 1		Top 2		Top 3		Top 4		Top 5		Avg
									Km/h	Lap	Km/h	Lap	Km/h	Lap	Km/h	Lap	Km/h	Lap	
1	34	CORONEL		D	1	Comtoyoy Racing		Audi RS 3 LMS II	248.8	3	242.6	2	233.7	1					241.7
2	111	BJÖRK				Cyan Racing Lynk & Co		Lynk & Co 03 FL	244.8	2	173.0	1							208.9
3	129	GIROLAMI				ALM Motorsport		Honda Civic Type R	243.7	3	234.7	1	225.4	2					234.6
4	19	F.FERNÁNDEZ		D	2	RC2 Racing Team		Audi RS 3 LMS II	243.2	2	175.6	1							209.4
5	22	PAUWELS		R	1	Comtoyoy Racing		Audi RS 3 LMS II	243.2	4	242.1	3	241.0	2	227.8	1			238.5
6	27	FILIPPI				Comtoyoy		Audi RS 3 LMS II	242.6	2	242.1	3	219.5	1					234.7
7	155	MA QING HUA				Cyan Racing Lynk & Co		Lynk & Co 03 FL	242.1	3	222.6	2	216.4	1					227.0
8	168	EHLACHER				Cyan Racing Lynk & Co		Lynk & Co 03 FL	242.1	3	240.0	2	227.8	1					236.6
9	179	HUFF				Audi Sport Team Comtoyoy		Audi RS 3 LMS II	241.0	2	183.9	1							212.5
10	112	URRUTIA				Cyan Racing Lynk & Co		Lynk & Co 03 FL	238.4	2	238.4	3	209.3	1					228.7
11	196	AZCONA				BRC Hyundai N Squadra Corse		Hyundai Elantra N	238.4	2	175.6	1							207.0
12	105	MICHELISZ				BRC Hyundai N Squadra Corse		Hyundai Elantra N	237.8	2	172.5	1							205.2



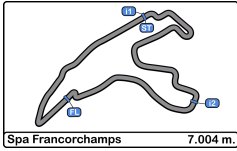


Spa Francorchamps  
TCR Europe  
Qualifying - 2  
Fastest Laps Sequence



Lap	Time of Day	Session Time	N° Driver	Nat	Cat	Team	Nat	Vehicle	Time	Km/h
2	11:11:14.959	5:14.959	22 PAUWELS		BEL	R Comtoy Racing		BEL Audi RS 3 LMS II	2:30.612	167.4
2	11:15:25.046	9:25.046	168 EHLACHER		FRA	Cyan Racing Lynk & Co		SWE Lynk & Co 03 FL	2:29.470	168.6





**Spa Francorchamps**  
**TCR Europe**  
**Qualifying - 2**  
**Event Best Maximum Speed**

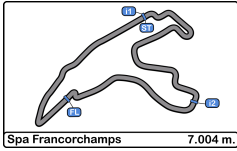


Spa Francorchamps 7.004 m.

Nº	Driver	Nat	Cat	Clas	Team	Nat	Vehicle	Km/h	Session
179	HUFF				Audi Sport Team Comtoyout		Audi RS 3 LMS II	249.4	Qualifying - 1
22	PAUWELS		R	1	Comtoyout Racing		Audi RS 3 LMS II	248.8	Free Practice - 2
34	CORONEL		D	1	Comtoyout Racing		Audi RS 3 LMS II	248.8	Qualifying - 2
19	F.FERNÁNDEZ		D	2	RC2 Racing Team		Audi RS 3 LMS II	248.2	Free Practice - 1
27	FILIPPI				Comtoyout		Audi RS 3 LMS II	246.5	Free Practice - 1
39	BROWN				Volcano Motorsport		Audi RS 3 LMS II	246.5	Free Practice - 2
122	VERVISCH				Audi Sport Team Comtoyout		Audi RS 3 LMS II	245.4	Free Practice - 1
129	GIROLAMI				ALM Motorsport		Honda Civic Type R	245.4	Free Practice - 2
11	DAVIDOVSKI		D	3	Comtoyout		Audi RS 3 LMS II	244.8	Free Practice - 1
111	BJÖRK				Cyan Racing Lynk & Co		Lynk & Co 03 FL	244.8	Qualifying - 2
168	EHLRACHER				Cyan Racing Lynk & Co		Lynk & Co 03 FL	244.3	Qualifying - 1
71	BARGWANNA		R	2	Team Clairet Sport – Burson		Peugeot 308	243.7	Qualifying - 1
155	MA QING HUA				Cyan Racing Lynk & Co		Lynk & Co 03 FL	243.7	Qualifying - 1
23	SMITH		R	3	Volcano Motorsport		Audi RS 3 LMS II	243.2	Free Practice - 1
12	R.FERNÁNDEZ		D	4	RC2 Racing Team		Audi RS 3 LMS II	243.2	Free Practice - 2
112	URRUTIA				Cyan Racing Lynk & Co		Lynk & Co 03 FL	243.2	Free Practice - 2
62	BORKOVIĆ		D	5	Target Competition		Hyundai Elantra N	242.6	Free Practice - 2
196	AZCONA				BRC Hyundai N Squadra Corse		Hyundai Elantra N	242.6	Qualifying - 1
105	MICHELISZ				BRC Hyundai N Squadra Corse		Hyundai Elantra N	242.1	Free Practice - 2
10	ANDERSSON		R	4	MA:GP		Lynk & Co 03	240.5	Free Practice - 1
264	LOSONCZY				Aggressive Team Italia		Hyundai Elantra N	240.5	Qualifying - 1
48	KARLSSON		D	6	Aggressive Team Italia		Hyundai Elantra N	240.0	Free Practice - 2
128	LINDBERG				ALM Motorsport		Honda Civic Type R	239.4	Free Practice - 2







**Spa Francorchamps**  
TCR Europe  
Qualifying - 2  
Pit Stop Analysis



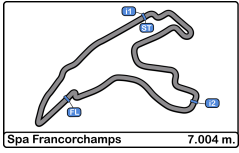
**22** Kobe Pauwels Audi RS 3 LMS II  
Rookie Comtoy Racing

N°	In Day Time	In Time	Out Time	Pit Time	T. Pit Time	Handicap	Diff.
1	11:16:28.197	11:16:28.197	11:18:52.742	2:24.545	2:24.545		

**129** Néstor Girolami Honda Civic Type R FL5  
ALM Motorsport

N°	In Day Time	In Time	Out Time	Pit Time	T. Pit Time	Handicap	Diff.
1	11:09:41.510	11:09:41.510	11:11:29.529	1:48.019	1:48.019		



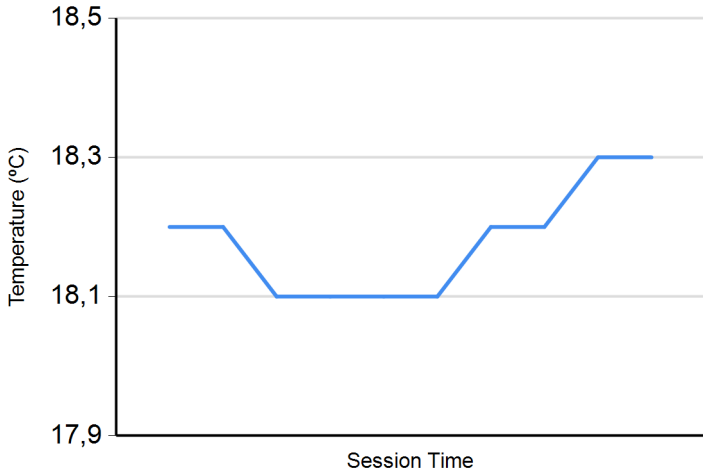


**Spa Francorchamps**  
**TCR Europe**  
**Qualifying - 2**  
**Weather Report**

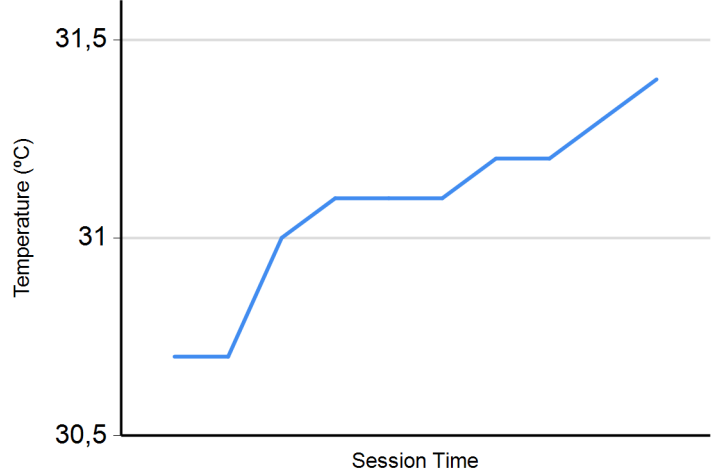


**KUMHO TIRE**  
*All-ways. Go with you*

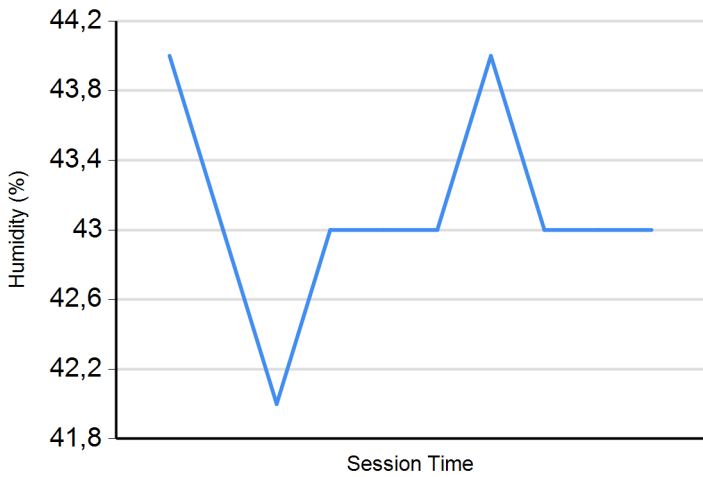
**Air Temperature**



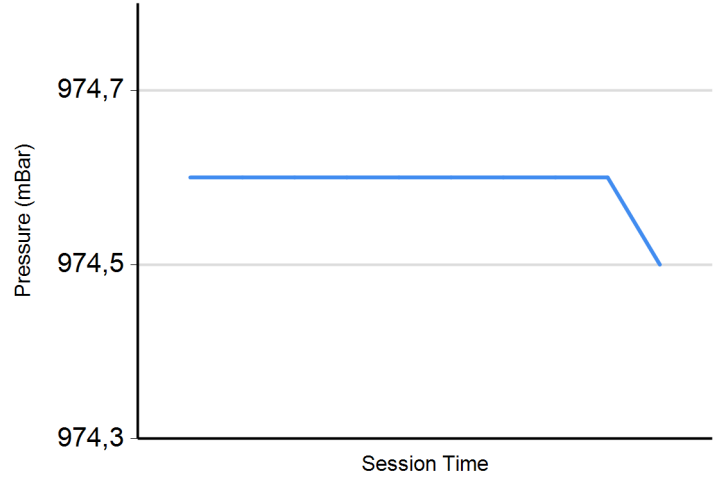
**Track Temperature**



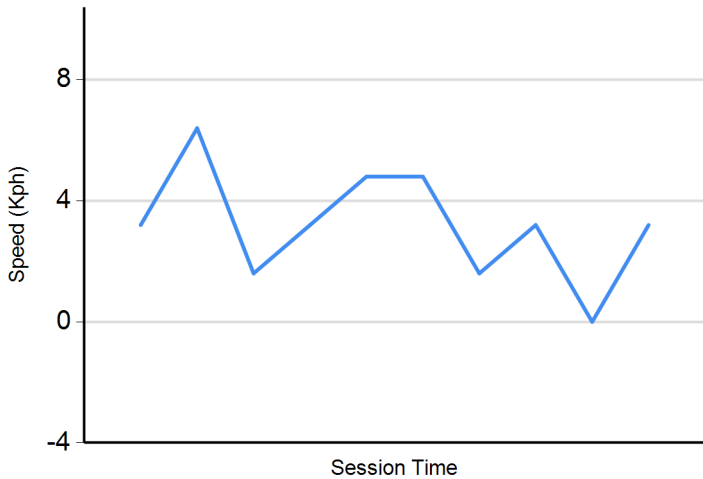
**Humidity**



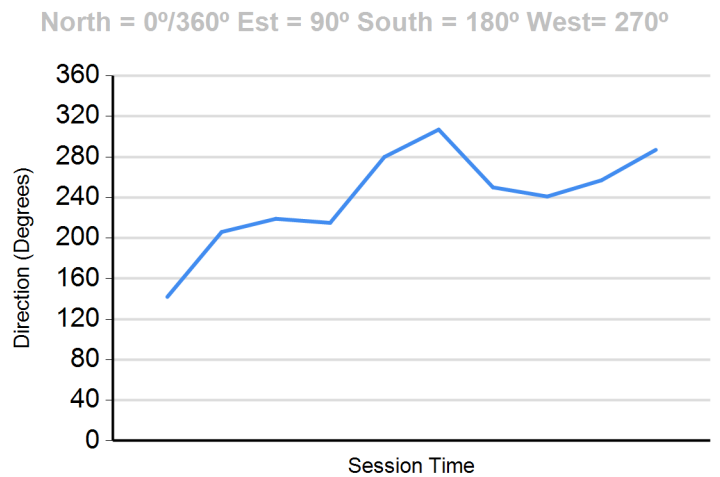
**Pressure**

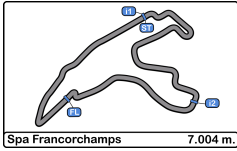


**Wind Speed**



**Wind direction**





**Spa Francorchamps**  
**TCR Europe**  
**Qualifying - 1 - 2**  
**Provisional Results**



Cls	Nº	Driver	Nat	Team	Nat	Vehicle	Cat	Clas	Laps	Qualifying - 1	Qualifying - 2	Qualifying	Gap	Interval	Km/h
1	168	Yann Ehrlacher	FRA	Cyan Racing Lynk & Co	SWE	Lynk & Co 03 FL			7	2:30.154	2	2:29.470			168.6
2	155	Ma Qing Hua	CHN	Cyan Racing Lynk & Co	SWE	Lynk & Co 03 FL			10	2:30.181	6	2:29.785	0.315	0.315	168.3
3	129	Néstor Girolami	ARG	ALM Motorsport	EST	Honda Civic Type R FL5			10	2:30.758	4	2:29.977	0.507	0.192	168.1
4	22	Kobe Pauwels	BEL	Comtoy Racing	BEL	Audi RS 3 LMS II	R	1	12	2:31.012	6	2:30.612	1.142	0.635	167.4
5	112	Santiago Urrutia	URY	Cyan Racing Lynk & Co	SWE	Lynk & Co 03 FL			8	2:30.259	3	2:30.797	1.327	0.185	167.8
6	179	Rob Huff	GBR	Audi Sport Team	BEL	Audi RS 3 LMS II			9	2:31.140	2	2:30.865	1.395	0.068	167.1
7	34	Tom Coronel	NLD	Comtoy Racing	BEL	Audi RS 3 LMS II	D	1	10	2:30.028	2	2:31.015	1.545	0.150	168.0
8	105	Norbert Michelisz	HUN	BRC Hyundai N Squadra Corse	ITA	Hyundai Elantra N			7	2:31.411	4	2:31.339	1.869	0.324	166.6
9	19	Felipe Fernández	ESP	RC2 Racing Team	ESP	Audi RS 3 LMS II	D	2	10	2:31.530	7	2:32.361	2.891	1.022	166.3
10	27	John Filippi	FRA	Comtoy Racing	BEL	Audi RS 3 LMS II			10	2:29.985	6	2:32.515	3.045	0.154	168.1
11	196	Mikel Azcona	ESP	BRC Hyundai N Squadra Corse	ITA	Hyundai Elantra N			8	2:31.071	5	11:13.34	1685185	1685185	166.9
12	111	Theo Björk	SWE	Cyan Racing Lynk & Co	SWE	Lynk & Co 03 FL			8	2:30.444	2	11:13.36	1685185	2.432	167.5
13	11	Viktor Davidovski	MKD	Comtoy Racing	BEL	Audi RS 3 LMS II	D	3	8	2:31.538	6	2:31.538			166.3
14	62	Dušan Borković	SRB	Target Competition	ITA	Hyundai Elantra N	D	4	8	2:31.557	3	2:31.557	2.087	0.019	166.3
15	122	Frédéric Vervisch	BEL	Audi Sport Team	BEL	Audi RS 3 LMS II			7	2:31.752	6	2:31.752	2.282	0.195	166.1
16	39	Lewis Brown	GBR	Volcano Motorsport	ESP	Audi RS 3 LMS II			8	2:31.967	7	2:31.967	2.497	0.215	165.9
17	71	Ben Bargwanna	AUS	Team Clairret Sport - Burson Auto Parts Racing	FRA	Peugeot 308	R	2	8	2:31.982	7	2:31.982	2.512	0.015	165.9
18	12	Rubén Fernández	ESP	RC2 Racing Team	ESP	Audi RS 3 LMS II	D	5	8	2:32.242	7	2:32.242	2.772	0.260	165.6
19	23	Isaac Smith	GBR	Volcano Motorsport	ESP	Audi RS 3 LMS II	R	3	9	2:32.249	7	2:32.249	2.779	0.007	165.6
20	10	Viktor Andersson	SWE	MA:GP	SWE	Lynk & Co 03	R	4	8	2:32.990	7	2:32.990	3.520	0.741	164.8
21	48	Mikael Karlsson	SWE	Aggressive Team Italia	ITA	Hyundai Elantra N	D	6	8	2:33.532	3	2:33.532	4.062	0.542	164.2
22	264	Levente Losonczy	HUN	Aggressive Team Italia	ITA	Hyundai Elantra N			7	2:33.740	2	2:33.740	4.270	0.208	164.0
23	128	Philip Lindberg	DNK	ALM Motorsport	EST	Honda Civic Type R FL5			8	2:35.190	7	2:35.190	5.720	1.450	162.4

**\* PENALTIES**

CARS 48, 105, 128 SOME LAPS CANCELLED DUE TRACK LIMITS

CAR 23 TIME 2:32.799 DELETED TRACK LIMITS AT T17

CAR 12 TIME 2:36.169 DELETED TRACK LIMITS

CAR 23 TIME 2:32.185 DELETED TRACK LIMITS AT T17-19

CAR 112 TIME 2:31.719 DELETED TRACK LIMITS AT T3

CAR 12 TIME 2:32.599 DELETED TRACK LIMITS

CAR 111 TIME 2:30.895 DELETED TRACK LIMITS AT T19

CAR 155 TIME 2:30.484 DELETED TRACK LIMITS

CAR 196 TIME 2:34.402 DELETED TRACK LIMITS AT T19

CAR 264 TIME 2:33.407 DELETED TRACK LIMITS

CAR 264 TIME 2:33.407 DELETED TRACK LIMITS

CAR 39 TRACK LIMITS AT T17 - PIT LAP

CAR 62 CURRENT LAP WILL BE CANCELLED

CAR 62 CURRENT LAP WILL BE CANCELLED T3 TRACK LIMITS

CAR 71 TIME 2:32.737 DELETED TRACK LIMITS

CAR 62 LAP 2:32.355 CANCELLED T3 TRACK LIMITS

CAR 39 TIME 2:32.266 DELETED TRACK LIMITS T3-19

CAR 179 LAP 2:30.486 CANCELLED T17 TRACK LIMITS

Published at:.....

<b>Race Director:</b> William Watte	<b>Timekeeper:</b>  Luis Angel García Nuñez JOB-1605-ESP/M
--	---

