

Spa Francorchamps
TCR Europe
Race - 1
Provisional Results



| Clas | Nº | Driver | Nat | Cat | Clas | Team | Nat | Vehicle | Laps | Total Time | Gap | Interval | Km/h | Best | Time | Km/h |
|--|-----------|-------------|-----|-----|------|-----------------------------|-----|--------------------|------|------------|--------|----------|-------|------|----------|-------|
| 1 | 168 | EHLRACHER | FRA | | | Cyan Racing Lynk & Co | SWE | Lynk & Co 03 FL | 9 | 24:38.571 | | | 153.4 | 4 | 2:31.367 | 166.5 |
| 2 | 129 | GIROLAMI | ARG | | | ALM Motorsport | EST | Honda Civic Type R | 9 | 24:40.208 | 1.637 | 1.637 | 153.3 | 4 | 2:31.983 | 165.9 |
| 3 | 112 | URRUTIA | URY | | | Cyan Racing Lynk & Co | SWE | Lynk & Co 03 FL | 9 | 24:43.807 | 5.236 | 3.599 | 152.9 | 5 | 2:32.706 | 165.1 |
| 4 | 22 | PAUWELS | BEL | R | 1 | Comtoyout Racing | BEL | Audi RS 3 LMS II | 9 | 24:44.548 | 5.977 | 0.741 | 152.8 | 5 | 2:32.854 | 164.9 |
| 5 | 179 | HUFF | GBR | | | Audi Sport Team Comtoyout | BEL | Audi RS 3 LMS II | 9 | 24:46.178 | 7.607 | 1.630 | 152.6 | 6 | 2:33.097 | 164.6 |
| 6 | 122 | VERVISCH | BEL | | | Audi Sport Team Comtoyout | BEL | Audi RS 3 LMS II | 9 | 24:46.947 | 8.376 | 0.769 | 152.6 | 6 | 2:33.294 | 164.4 |
| 7 | 34 | CORONEL | NLD | D | 1 | Comtoyout Racing | BEL | Audi RS 3 LMS II | 9 | 24:47.442 | 8.871 | 0.495 | 152.5 | 6 | 2:32.729 | 165.0 |
| 8 | 105 | MICHELISZ | HUN | | | BRC Hyundai N Squadra | ITA | Hyundai Elantra N | 9 | 24:49.047 | 10.476 | 1.605 | 152.3 | 7 | 2:33.524 | 164.2 |
| 9 | 111 | BJÖRK | SWE | | | Cyan Racing Lynk & Co | SWE | Lynk & Co 03 FL | 9 | 24:50.057 | 11.486 | 1.010 | 152.2 | 6 | 2:33.380 | 164.3 |
| 10 | 27 | FILIPPI | FRA | | | Comtoyout | BEL | Audi RS 3 LMS II | 9 | 24:50.470 | 11.899 | 0.413 | 152.2 | 6 | 2:33.871 | 163.8 |
| 11 | 155 | MA QING HUA | CHN | | | Cyan Racing Lynk & Co | SWE | Lynk & Co 03 FL | 9 | 24:50.847 | 12.276 | 0.377 | 152.2 | 8 | 2:33.303 | 164.4 |
| 12 | 11 | DAVIDOVSKI | UKR | D | 2 | Comtoyout | BEL | Audi RS 3 LMS II | 9 | 24:54.602 | 16.031 | 3.755 | 151.8 | 5 | 2:34.106 | 163.6 |
| 13 | 39 | BROWN | GBR | | | Volcano Motorsport | ESP | Audi RS 3 LMS II | 9 | 24:55.228 | 16.657 | 0.626 | 151.7 | 4 | 2:33.955 | 163.7 |
| 14 | 19 | F.FERNÁNDEZ | ESP | D | 3 | RC2 Racing Team | ESP | Audi RS 3 LMS II | 9 | 24:55.440 | 16.869 | 0.212 | 151.7 | 4 | 2:34.052 | 163.6 |
| 15 | 23 | SMITH | GBR | R | 2 | Volcano Motorsport | ESP | Audi RS 3 LMS II | 9 | 24:58.989 | 20.418 | 3.549 | 151.3 | 6 | 2:34.642 | 163.0 |
| 16 | 196 | AZCONA | ESP | | | BRC Hyundai N Squadra | ITA | Hyundai Elantra N | 9 | 24:59.314 | 20.743 | 0.325 | 151.3 | 5 | 2:34.063 | 163.6 |
| 17 | 10 | ANDERSSON | SWE | R | 3 | MA:GP | SWE | Lynk & Co 03 | 9 | 24:59.998 | 21.427 | 0.684 | 151.2 | 6 | 2:34.702 | 162.9 |
| 18 | 12 | R.FERNÁNDEZ | ESP | D | 4 | RC2 Racing Team | ESP | Audi RS 3 LMS II | 9 | 25:00.770 | 22.199 | 0.772 | 151.2 | 5 | 2:34.813 | 162.8 |
| 19 | 264 | LOSONCZY | HUN | | | Aggressive Team Italia | ITA | Hyundai Elantra N | 9 | 25:16.189 | 37.618 | 15.419 | 149.6 | 4 | 2:36.312 | 161.3 |
| 20 | 48 | KARLSSON | SWE | D | 5 | Aggressive Team Italia | ITA | Hyundai Elantra N | 9 | 25:16.655 | 38.084 | 0.466 | 149.6 | 5 | 2:36.258 | 161.3 |
| 21 | 128 | LINDBERG | DNK | | | ALM Motorsport | EST | Honda Civic Type R | 9 | 25:18.230 | 39.659 | 1.575 | 149.4 | 5 | 2:37.153 | 160.4 |
| Not classified: (Requirements: 75% of number laps of leader = 7 Laps) | | | | | | | | | | | | | | | | |
| 71 | BARGWANNA | AUS | R | | | Team Clairet Sport – Burson | FRA | Peugeot 308 | 1 | 2:43.177 | 8 Laps | 8 Laps | 154.5 | 1 | 2:43.177 | 154.5 |
| 62 | BORKOVIĆ | SRB | D | | | Target Competition | ITA | Hyundai Elantra N | 1 | 2:43.297 | 8 Laps | 0.120 | 154.4 | 1 | 2:43.297 | 154.4 |

Fastest lap EHLRACHER in 2:31.367 at 166.5 Km/h in lap 4

Published at:.....

Track Temp: **42.0 °C** Air Temp: **22.9 °C** Humidity: **28 %** Track Status: **DRY**

Race Director:

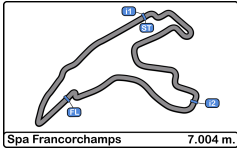
William Watte

Timekeeper:

Luis Angel García Nuñez

JOB-1605-ESP/M





Spa Francorchamps
TCR Europe
Race - 1
Provisional Results by Category



| Clas | Nº | Driver | Nat | Cat | Clas | Team | Nat | Vehicle | Laps | Total Time | Gap | Interval | Km/h | Best | Time | Km/h |
|------|-----|-------------|-----|-----|------|--------------------------|-----|------------------------|------|------------|--------|----------|-------|------|----------|-------|
| 1 | 168 | EHLACHER | FRA | | | Cyan Racing Lynk & Co | SWE | Lynk & Co 03 FL | 9 | 24:38.571 | | | 153.4 | 4 | 2:31.367 | 166.5 |
| 2 | 129 | GIROLAMI | ARG | | | ALM Motorsport | EST | Honda Civic Type R FL5 | 9 | 24:40.208 | 1.637 | 1.637 | 153.3 | 4 | 2:31.983 | 165.9 |
| 3 | 112 | URRUTIA | URY | | | Cyan Racing Lynk & Co | SWE | Lynk & Co 03 FL | 9 | 24:43.807 | 5.236 | 3.599 | 152.9 | 5 | 2:32.706 | 165.1 |
| 4 | 179 | HUFF | GBR | | | Audi Sport Team Comtoyoy | BEL | Audi RS 3 LMS II | 9 | 24:46.178 | 7.607 | 2.371 | 152.6 | 6 | 2:33.097 | 164.6 |
| 5 | 122 | VERVISCH | BEL | | | Audi Sport Team Comtoyoy | BEL | Audi RS 3 LMS II | 9 | 24:46.947 | 8.376 | 0.769 | 152.6 | 6 | 2:33.294 | 164.4 |
| 6 | 105 | MICHELISZ | HUN | | | BRC Hyundai N Squadra | ITA | Hyundai Elantra N | 9 | 24:49.047 | 10.476 | 2.100 | 152.3 | 7 | 2:33.524 | 164.2 |
| 7 | 111 | BJÖRK | SWE | | | Cyan Racing Lynk & Co | SWE | Lynk & Co 03 FL | 9 | 24:50.057 | 11.486 | 1.010 | 152.2 | 6 | 2:33.380 | 164.3 |
| 8 | 27 | FILIPPI | FRA | | | Comtoyoy | BEL | Audi RS 3 LMS II | 9 | 24:50.470 | 11.899 | 0.413 | 152.2 | 6 | 2:33.871 | 163.8 |
| 9 | 155 | MA QING HUA | CHN | | | Cyan Racing Lynk & Co | SWE | Lynk & Co 03 FL | 9 | 24:50.847 | 12.276 | 0.377 | 152.2 | 8 | 2:33.303 | 164.4 |
| 10 | 39 | BROWN | GBR | | | Volcano Motorsport | ESP | Audi RS 3 LMS II | 9 | 24:55.228 | 16.657 | 4.381 | 151.7 | 4 | 2:33.955 | 163.7 |
| 11 | 196 | AZCONA | ESP | | | BRC Hyundai N Squadra | ITA | Hyundai Elantra N | 9 | 24:59.314 | 20.743 | 4.086 | 151.3 | 5 | 2:34.063 | 163.6 |
| 12 | 264 | LOSONCZY | HUN | | | Aggressive Team Italia | ITA | Hyundai Elantra N | 9 | 25:16.189 | 37.618 | 16.875 | 149.6 | 4 | 2:36.312 | 161.3 |
| 13 | 128 | LINDBERG | DNK | | | ALM Motorsport | EST | Honda Civic Type R FL5 | 9 | 25:18.230 | 39.659 | 2.041 | 149.4 | 5 | 2:37.153 | 160.4 |

Rookie

| Clas | Nº | Driver | Nat | Cat | Clas | Team | Nat | Vehicle | Laps | Total Time | Gap | Interval | Km/h | Best | Time | Km/h |
|------|----|-----------|-----|-----|------|--------------------|-----|------------------|------|------------|--------|----------|-------|------|----------|-------|
| 1 | 22 | PAUWELS | BEL | R | 1 | Comtoyoy Racing | BEL | Audi RS 3 LMS II | 9 | 24:44.548 | | | 152.8 | 5 | 2:32.854 | 164.9 |
| 2 | 23 | SMITH | GBR | R | 2 | Volcano Motorsport | ESP | Audi RS 3 LMS II | 9 | 24:58.989 | 14.441 | 14.441 | 151.3 | 6 | 2:34.642 | 163.0 |
| 3 | 10 | ANDERSSON | SWE | R | 3 | MA:GP | SWE | Lynk & Co 03 | 9 | 24:59.998 | 15.450 | 1.009 | 151.2 | 6 | 2:34.702 | 162.9 |

Not classified: (Requirements: 75% of number laps of leader = 7 Laps)

| | | | | | | | | | | | | | | | |
|----|-----------|-----|---|---|-----------------------------|-----|-------------|---|----------|--------|--------|-------|---|----------|-------|
| 71 | BARGWANNA | AUS | R | 4 | Team Clairet Sport – Burson | FRA | Peugeot 308 | 1 | 2:43.177 | 8 Laps | 8 Laps | 154.5 | 1 | 2:43.177 | 154.5 |
|----|-----------|-----|---|---|-----------------------------|-----|-------------|---|----------|--------|--------|-------|---|----------|-------|

D

| Clas | Nº | Driver | Nat | Cat | Clas | Team | Nat | Vehicle | Laps | Total Time | Gap | Interval | Km/h | Best | Time | Km/h |
|------|----|-------------|-----|-----|------|------------------------|-----|-------------------|------|------------|--------|----------|-------|------|----------|-------|
| 1 | 34 | CORONEL | NLD | D | 1 | Comtoyoy Racing | BEL | Audi RS 3 LMS II | 9 | 24:47.442 | | | 152.5 | 6 | 2:32.729 | 165.0 |
| 2 | 11 | DAVIDOVSKI | MKD | D | 2 | Comtoyoy | BEL | Audi RS 3 LMS II | 9 | 24:54.602 | 7.160 | 7.160 | 151.8 | 5 | 2:34.106 | 163.6 |
| 3 | 19 | F.FERNÁNDEZ | ESP | D | 3 | RC2 Racing Team | ESP | Audi RS 3 LMS II | 9 | 24:55.440 | 7.998 | 0.838 | 151.7 | 4 | 2:34.052 | 163.6 |
| 4 | 12 | R.FERNÁNDEZ | ESP | D | 4 | RC2 Racing Team | ESP | Audi RS 3 LMS II | 9 | 25:00.770 | 13.328 | 5.330 | 151.2 | 5 | 2:34.813 | 162.8 |
| 5 | 48 | KARLSSON | SWE | D | 5 | Aggressive Team Italia | ITA | Hyundai Elantra N | 9 | 25:16.655 | 29.213 | 15.885 | 149.6 | 5 | 2:36.258 | 161.3 |

Not classified: (Requirements: 75% of number laps of leader = 7 Laps)

| | | | | | | | | | | | | | | | |
|----|----------|-----|---|---|--------------------|-----|-------------------|---|----------|--------|--------|-------|---|----------|-------|
| 62 | BORKOVIĆ | HRV | D | 6 | Target Competition | ITA | Hyundai Elantra N | 1 | 2:43.297 | 8 Laps | 8 Laps | 154.4 | 1 | 2:43.297 | 154.4 |
|----|----------|-----|---|---|--------------------|-----|-------------------|---|----------|--------|--------|-------|---|----------|-------|

Fastest lap EHLACHER in 2:31.367 at 166.5 Km/h in lap 4

Published at:.....

Track Temp: **42.0 °C** Air Temp: **22.9 °C** Humidity: **28 %** Track Status: **DRY**

Race Director:

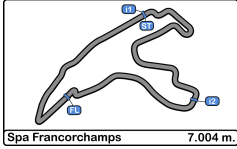
William Watte

Timekeeper:

Luis Angel García Nuñez

JOB-1605-ESP/M





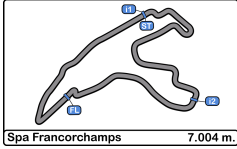
Spa Francorchamps
TCR Europe
Race - 1



KUMHO TIRE
All-ways. Go with you

Provisional Classification by Driver Fastest Lap

| Clas | Nº | Driver | Nat | Cat | Clas | Team | Nat | Vehicle | Laps | Best | Time | Gap | Interval | Km/h |
|------|-----|-------------|-----|-----|------|---------------------------|-----|--------------------|------|------|----------|--------|----------|-------|
| 1 | 168 | EHLRACHER | | | | Cyan Racing Lynk & Co | | Lynk & Co 03 FL | 9 | 4 | 2:31.367 | | | 166.5 |
| 2 | 129 | GIROLAMI | | | | ALM Motorsport | | Honda Civic Type R | 9 | 4 | 2:31.983 | 0.616 | 0.616 | 165.9 |
| 3 | 112 | URRUTIA | | | | Cyan Racing Lynk & Co | | Lynk & Co 03 FL | 9 | 5 | 2:32.706 | 1.339 | 0.723 | 165.1 |
| 4 | 34 | CORONEL | | D | 1 | Comtoyout Racing | | Audi RS 3 LMS II | 9 | 6 | 2:32.729 | 1.362 | 0.023 | 165.0 |
| 5 | 22 | PAUWELS | | R | 1 | Comtoyout Racing | | Audi RS 3 LMS II | 9 | 5 | 2:32.854 | 1.487 | 0.125 | 164.9 |
| 6 | 179 | HUFF | | | | Audi Sport Team Comtoyout | | Audi RS 3 LMS II | 9 | 6 | 2:33.097 | 1.730 | 0.243 | 164.6 |
| 7 | 122 | VERVISCH | | | | Audi Sport Team Comtoyout | | Audi RS 3 LMS II | 9 | 6 | 2:33.294 | 1.927 | 0.197 | 164.4 |
| 8 | 155 | MA QING HUA | | | | Cyan Racing Lynk & Co | | Lynk & Co 03 FL | 9 | 8 | 2:33.303 | 1.936 | 0.009 | 164.4 |
| 9 | 111 | BJÖRK | | | | Cyan Racing Lynk & Co | | Lynk & Co 03 FL | 9 | 6 | 2:33.380 | 2.013 | 0.077 | 164.3 |
| 10 | 105 | MICHELISZ | | | | BRC Hyundai N Squadra | | Hyundai Elantra N | 9 | 7 | 2:33.524 | 2.157 | 0.144 | 164.2 |
| 11 | 27 | FILIPPI | | | | Comtoyout | | Audi RS 3 LMS II | 9 | 6 | 2:33.871 | 2.504 | 0.347 | 163.8 |
| 12 | 39 | BROWN | | | | Volcano Motorsport | | Audi RS 3 LMS II | 9 | 4 | 2:33.955 | 2.588 | 0.084 | 163.7 |
| 13 | 19 | F.FERNÁNDEZ | | D | 2 | RC2 Racing Team | | Audi RS 3 LMS II | 9 | 4 | 2:34.052 | 2.685 | 0.097 | 163.6 |
| 14 | 196 | AZCONA | | | | BRC Hyundai N Squadra | | Hyundai Elantra N | 9 | 5 | 2:34.063 | 2.696 | 0.011 | 163.6 |
| 15 | 11 | DAVIDOVSKI | | D | 3 | Comtoyout | | Audi RS 3 LMS II | 9 | 5 | 2:34.106 | 2.739 | 0.043 | 163.6 |
| 16 | 23 | SMITH | | R | 2 | Volcano Motorsport | | Audi RS 3 LMS II | 9 | 6 | 2:34.642 | 3.275 | 0.536 | 163.0 |
| 17 | 10 | ANDERSSON | | R | 3 | MA:GP | | Lynk & Co 03 | 9 | 6 | 2:34.702 | 3.335 | 0.060 | 162.9 |
| 18 | 12 | R.FERNÁNDEZ | | D | 4 | RC2 Racing Team | | Audi RS 3 LMS II | 9 | 5 | 2:34.813 | 3.446 | 0.111 | 162.8 |
| 19 | 48 | KARLSSON | | D | 5 | Aggressive Team Italia | | Hyundai Elantra N | 9 | 5 | 2:36.258 | 4.891 | 1.445 | 161.3 |
| 20 | 264 | LOSONCZY | | | | Aggressive Team Italia | | Hyundai Elantra N | 9 | 4 | 2:36.312 | 4.945 | 0.054 | 161.3 |
| 21 | 128 | LINDBERG | | | | ALM Motorsport | | Honda Civic Type R | 9 | 5 | 2:37.153 | 5.786 | 0.841 | 160.4 |
| 22 | 71 | BARGWANNA | | R | 4 | Team Clairat Sport – | | Peugeot 308 | 1 | 1 | 2:43.177 | 11.810 | 6.024 | 154.5 |
| 23 | 62 | BORKOVIĆ | | D | 6 | Target Competition | | Hyundai Elantra N | 1 | 1 | 2:43.297 | 11.930 | 0.120 | 154.4 |



Spa Francorchamps
TCR Europe
Race - 1



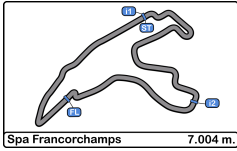
KUMHO TIRE
All-ways. Go with you

Spa Francorchamps 7.004 m.

Distance and Speed Average

| Clas | Nº | Driver | Nat | Cat | Clas | Team | Nat | Vehicle | Laps | Distance | Total Time | Km/h |
|------|-----|-------------|-----|-----|------|--------------------------|-----|--------------------|------|----------|------------|-------|
| 1 | 168 | EHLRACHER | | | | Cyan Racing Lynk & Co | | Lynk & Co 03 FL | 9 | 63.03 | 24:38.571 | 153.4 |
| 2 | 129 | GIROLAMI | | | | ALM Motorsport | | Honda Civic Type R | 9 | 63.03 | 24:40.208 | 153.3 |
| 3 | 112 | URRUTIA | | | | Cyan Racing Lynk & Co | | Lynk & Co 03 FL | 9 | 63.03 | 24:43.807 | 152.9 |
| 4 | 22 | PAUWELS | | R | 1 | Comtoyoy Racing | | Audi RS 3 LMS II | 9 | 63.03 | 24:44.548 | 152.8 |
| 5 | 179 | HUFF | | | | Audi Sport Team Comtoyoy | | Audi RS 3 LMS II | 9 | 63.03 | 24:46.178 | 152.6 |
| 6 | 122 | VERVISCH | | | | Audi Sport Team Comtoyoy | | Audi RS 3 LMS II | 9 | 63.03 | 24:46.947 | 152.6 |
| 7 | 34 | CORONEL | | D | 1 | Comtoyoy Racing | | Audi RS 3 LMS II | 9 | 63.03 | 24:47.442 | 152.5 |
| 8 | 105 | MICHELISZ | | | | BRC Hyundai N Squadra | | Hyundai Elantra N | 9 | 63.03 | 24:49.047 | 152.3 |
| 9 | 111 | BJÖRK | | | | Cyan Racing Lynk & Co | | Lynk & Co 03 FL | 9 | 63.03 | 24:50.057 | 152.2 |
| 10 | 27 | FILIPPI | | | | Comtoyoy | | Audi RS 3 LMS II | 9 | 63.03 | 24:50.470 | 152.2 |
| 11 | 155 | MA QING HUA | | | | Cyan Racing Lynk & Co | | Lynk & Co 03 FL | 9 | 63.03 | 24:50.847 | 152.2 |
| 12 | 11 | DAVIDOVSKI | | D | 2 | Comtoyoy | | Audi RS 3 LMS II | 9 | 63.03 | 24:54.602 | 151.8 |
| 13 | 39 | BROWN | | | | Volcano Motorsport | | Audi RS 3 LMS II | 9 | 63.03 | 24:55.228 | 151.7 |
| 14 | 19 | F.FERNÁNDEZ | | D | 3 | RC2 Racing Team | | Audi RS 3 LMS II | 9 | 63.03 | 24:55.440 | 151.7 |
| 15 | 23 | SMITH | | R | 2 | Volcano Motorsport | | Audi RS 3 LMS II | 9 | 63.03 | 24:58.989 | 151.3 |
| 16 | 196 | AZCONA | | | | BRC Hyundai N Squadra | | Hyundai Elantra N | 9 | 63.03 | 24:59.314 | 151.3 |
| 17 | 10 | ANDERSSON | | R | 3 | MA:GP | | Lynk & Co 03 | 9 | 63.03 | 24:59.998 | 151.2 |
| 18 | 12 | R.FERNÁNDEZ | | D | 4 | RC2 Racing Team | | Audi RS 3 LMS II | 9 | 63.03 | 25:00.770 | 151.2 |
| 19 | 264 | LOSONCZY | | | | Aggressive Team Italia | | Hyundai Elantra N | 9 | 63.03 | 25:16.189 | 149.6 |
| 20 | 48 | KARLSSON | | D | 5 | Aggressive Team Italia | | Hyundai Elantra N | 9 | 63.03 | 25:16.655 | 149.6 |
| 21 | 128 | LINDBERG | | | | ALM Motorsport | | Honda Civic Type R | 9 | 63.03 | 25:18.230 | 149.4 |
| 22 | 71 | BARGWANNA | | R | 4 | Team Clairet Sport – | | Peugeot 308 | 1 | 07.00 | 2:43.177 | 154.5 |
| 23 | 62 | BORKOVIĆ | | D | 6 | Target Competition | | Hyundai Elantra N | 1 | 07.00 | 2:43.297 | 154.4 |





Spa Francorchamps
TCR Europe
Race - 1
Lap Analysis



10 Viktor Andersson Lynk & Co 03 **22** Kobe Pauwels Audi RS 3 LMS II
Rookie MA:GP Rookie Comtoyout Racing

| Lap | D | Time | Sector 1 | Sector 2 | Sector 3 | T. Spd | Elapsed | Lap | D | Time | Sector 1 | Sector 2 | Sector 3 | T. Spd | Elapsed |
|-----|---|----------|----------|----------|----------|--------|-----------|-----|---|----------|----------|----------|----------|--------|-----------|
| 1 | | 2:44.991 | 51.331 | 1:13.080 | 40.580 | 237.8 | 2:44.991 | 1 | | 2:35.505 | 46.398 | 1:10.255 | 38.852 | 239.4 | 2:35.505 |
| 2 | | 2:43.461 | 44.700 | 1:11.298 | 47.463 | 238.4 | 5:28.452 | 2 | | 2:37.045 | 42.717 | 1:10.026 | 44.302 | 243.2 | 5:12.550 |
| 3 | | 3:59.869 | 1:13.190 | 1:38.049 | 1:08.630 | 120.5 | 9:28.321 | 3 | | 4:09.879 | 1:16.490 | 1:42.191 | 1:11.198 | 111.9 | 9:22.429 |
| 4 | | 2:35.031 | 43.586 | 1:11.690 | 39.755 | 242.6 | 12:03.352 | 4 | | 2:33.978 | 43.287 | 1:11.451 | 39.240 | 241.6 | 11:56.407 |
| 5 | | 2:34.938 | 43.350 | 1:11.826 | 39.762 | 243.7 | 14:38.290 | 5 | | 2:32.854 | 42.801 | 1:10.804 | 39.249 | 246.5 | 14:29.261 |
| 6 | | 2:34.702 | 43.275 | 1:11.717 | 39.710 | 242.1 | 17:12.992 | 6 | | 2:33.037 | 42.532 | 1:10.999 | 39.506 | 246.0 | 17:02.298 |
| 7 | | 2:34.803 | 43.309 | 1:11.636 | 39.858 | 244.3 | 19:47.795 | 7 | | 2:34.528 | 43.137 | 1:11.741 | 39.650 | 243.2 | 19:36.826 |
| 8 | | 2:36.135 | 43.451 | 1:12.013 | 40.671 | 243.2 | 22:23.930 | 8 | | 2:33.395 | 42.780 | 1:11.172 | 39.443 | 245.4 | 22:10.221 |
| 9 | | 2:36.068 | 43.483 | 1:12.399 | 40.186 | 240.5 | 24:59.998 | 9 | | 2:34.327 | 42.883 | 1:11.588 | 39.856 | 243.2 | 24:44.548 |

11 Viktor Davidovski Audi RS 3 LMS II **23** Isaac Smith Audi RS 3 LMS II
D Comtoyout Rookie Volcano Motorsport

| Lap | D | Time | Sector 1 | Sector 2 | Sector 3 | T. Spd | Elapsed | Lap | D | Time | Sector 1 | Sector 2 | Sector 3 | T. Spd | Elapsed |
|-----|---|----------|----------|----------|----------|--------|-----------|-----|---|----------|----------|----------|----------|--------|-----------|
| 1 | | 2:41.745 | 49.345 | 1:12.662 | 39.738 | 234.7 | 2:41.745 | 1 | | 2:43.824 | 50.519 | 1:12.627 | 40.678 | 231.7 | 2:43.824 |
| 2 | | 2:39.689 | 43.148 | 1:10.681 | 45.860 | 239.4 | 5:21.434 | 2 | | 2:40.457 | 43.163 | 1:11.043 | 46.251 | 244.8 | 5:24.281 |
| 3 | | 4:04.546 | 1:13.975 | 1:40.826 | 1:09.745 | 109.6 | 9:25.980 | 3 | | 4:03.067 | 1:14.082 | 1:39.680 | 1:09.305 | 133.1 | 9:27.348 |
| 4 | | 2:34.222 | 42.705 | 1:11.354 | 40.163 | 244.8 | 12:00.202 | 4 | | 2:35.215 | 43.516 | 1:12.297 | 39.402 | 243.7 | 12:02.563 |
| 5 | | 2:34.106 | 42.664 | 1:11.544 | 39.898 | 245.4 | 14:34.308 | 5 | | 2:34.909 | 43.235 | 1:12.008 | 39.666 | 240.5 | 14:37.472 |
| 6 | | 2:34.439 | 42.666 | 1:11.682 | 40.091 | 247.1 | 17:08.747 | 6 | | 2:34.642 | 42.891 | 1:11.921 | 39.830 | 244.8 | 17:12.114 |
| 7 | | 2:35.410 | 43.138 | 1:11.793 | 40.479 | 243.7 | 19:44.157 | 7 | | 2:35.156 | 43.245 | 1:12.035 | 39.876 | 242.6 | 19:47.270 |
| 8 | | 2:35.096 | 43.257 | 1:11.609 | 40.230 | 241.6 | 22:19.253 | 8 | | 2:35.845 | 43.401 | 1:12.314 | 40.130 | 242.6 | 22:23.115 |
| 9 | | 2:35.349 | 43.311 | 1:11.729 | 40.309 | 241.0 | 24:54.602 | 9 | | 2:35.874 | 43.455 | 1:12.311 | 40.108 | 243.2 | 24:58.989 |

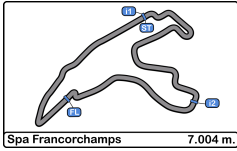
12 Rubén Fernández Audi RS 3 LMS II **27** John Filippi Audi RS 3 LMS II
D RC2 Racing Team Comtoyout

| Lap | D | Time | Sector 1 | Sector 2 | Sector 3 | T. Spd | Elapsed | Lap | D | Time | Sector 1 | Sector 2 | Sector 3 | T. Spd | Elapsed |
|-----|---|----------|----------|----------|----------|--------|-----------|-----|---|----------|----------|----------|----------|--------|-----------|
| 1 | | 2:45.234 | 51.201 | 1:13.570 | 40.463 | 239.4 | 2:45.234 | 1 | | 2:38.609 | 47.819 | 1:11.462 | 39.328 | 242.1 | 2:38.609 |
| 2 | | 2:44.932 | 44.504 | 1:11.746 | 48.682 | 241.6 | 5:30.166 | 2 | | 2:38.891 | 42.963 | 1:10.775 | 45.153 | 246.0 | 5:17.500 |
| 3 | | 3:58.729 | 1:12.014 | 1:38.564 | 1:08.151 | 129.9 | 9:28.895 | 3 | | 4:07.033 | 1:14.840 | 1:41.225 | 1:10.968 | 114.8 | 9:24.533 |
| 4 | | 2:35.171 | 43.191 | 1:12.127 | 39.853 | 227.3 | 12:04.066 | 4 | | 2:34.554 | 43.199 | 1:11.856 | 39.499 | 243.2 | 11:59.087 |
| 5 | | 2:34.813 | 43.272 | 1:11.731 | 39.810 | 239.4 | 14:38.879 | 5 | | 2:34.537 | 42.969 | 1:11.911 | 39.657 | 245.4 | 14:33.624 |
| 6 | | 2:34.965 | 43.133 | 1:11.860 | 39.972 | 243.7 | 17:13.844 | 6 | | 2:33.871 | 42.986 | 1:11.391 | 39.494 | 248.2 | 17:07.495 |
| 7 | | 2:34.836 | 43.220 | 1:11.801 | 39.815 | 246.0 | 19:48.680 | 7 | | 2:33.971 | 42.826 | 1:11.484 | 39.661 | 246.0 | 19:41.466 |
| 8 | | 2:36.036 | 43.195 | 1:12.808 | 40.033 | 246.5 | 22:24.716 | 8 | | 2:34.617 | 42.740 | 1:11.956 | 39.921 | 247.7 | 22:16.083 |
| 9 | | 2:36.054 | 43.522 | 1:12.325 | 40.207 | 243.7 | 25:00.770 | 9 | | 2:34.387 | 42.989 | 1:11.460 | 39.938 | 245.4 | 24:50.470 |

19 Felipe Fernández Audi RS 3 LMS II **34** Tom Coronel Audi RS 3 LMS II
D RC2 Racing Team D Comtoyout Racing

| Lap | D | Time | Sector 1 | Sector 2 | Sector 3 | T. Spd | Elapsed | Lap | D | Time | Sector 1 | Sector 2 | Sector 3 | T. Spd | Elapsed |
|-----|---|----------|----------|----------|----------|--------|-----------|-----|---|----------|----------|----------|----------|--------|-----------|
| 1 | | 2:42.521 | 48.487 | 1:13.593 | 40.441 | 235.8 | 2:42.521 | 1 | | 2:37.058 | 47.206 | 1:10.839 | 39.013 | 244.8 | 2:37.058 |
| 2 | | 2:40.364 | 43.375 | 1:10.720 | 46.269 | 242.1 | 5:22.885 | 2 | | 2:37.417 | 42.638 | 1:09.945 | 44.834 | 248.8 | 5:14.475 |
| 3 | | 4:03.590 | 1:13.602 | 1:40.477 | 1:09.511 | 119.8 | 9:26.475 | 3 | | 4:08.537 | 1:15.831 | 1:41.778 | 1:10.928 | 118.9 | 9:23.012 |
| 4 | | 2:34.052 | 43.112 | 1:10.905 | 40.035 | 244.8 | 12:00.527 | 4 | | 2:33.969 | 43.126 | 1:11.401 | 39.442 | 247.7 | 11:56.981 |
| 5 | | 2:35.967 | 43.308 | 1:13.121 | 39.538 | 238.9 | 14:36.494 | 5 | | 2:33.021 | 42.562 | 1:10.847 | 39.612 | 248.2 | 14:30.002 |
| 6 | | 2:34.343 | 43.107 | 1:11.208 | 40.028 | 244.3 | 17:10.837 | 6 | | 2:32.729 | 42.700 | 1:10.714 | 39.315 | 246.5 | 17:02.731 |
| 7 | | 2:34.977 | 43.473 | 1:11.873 | 39.631 | 235.8 | 19:45.814 | 7 | | 2:34.494 | 42.863 | 1:11.891 | 39.740 | 235.2 | 19:37.225 |
| 8 | | 2:34.644 | 43.258 | 1:11.478 | 39.908 | 240.0 | 22:20.458 | 8 | | 2:33.895 | 42.784 | 1:11.327 | 39.784 | 249.4 | 22:11.120 |
| 9 | | 2:34.982 | 43.305 | 1:11.707 | 39.970 | 243.2 | 24:55.440 | 9 | | 2:36.322 | 42.931 | 1:11.664 | 41.727 | 246.0 | 24:47.442 |





Spa Francorchamps
TCR Europe
Race - 1
Lap Analysis



39 Lewis Brown Audi RS 3 LMS II **111** Thed Björk Lynk & Co 03 FL
 Volcano Motorsport Cyan Racing Lynk & Co

| Lap | D | Time | Sector 1 | Sector 2 | Sector 3 | T. Spd | Elapsed | Lap | D | Time | Sector 1 | Sector 2 | Sector 3 | T. Spd | Elapsed |
|-----|---|----------|----------|----------|----------|--------|-----------|-----|---|----------|----------|----------|----------|--------|-----------|
| 1 | | 2:43.450 | 50.093 | 1:12.970 | 40.387 | 244.8 | 2:43.450 | 1 | | 2:39.996 | 48.182 | 1:12.421 | 39.393 | 240.5 | 2:39.996 |
| 2 | | 2:39.978 | 43.118 | 1:10.673 | 46.187 | 245.4 | 5:23.428 | 2 | | 2:40.209 | 42.514 | 1:10.707 | 46.988 | 244.8 | 5:20.205 |
| 3 | | 4:03.526 | 1:14.194 | 1:39.947 | 1:09.385 | 126.0 | 9:26.954 | 3 | | 4:05.103 | 1:14.463 | 1:40.919 | 1:09.721 | 111.8 | 9:25.308 |
| 4 | | 2:33.955 | 42.956 | 1:11.397 | 39.602 | 240.0 | 12:00.909 | 4 | | 2:34.257 | 42.587 | 1:11.911 | 39.759 | 242.6 | 11:59.565 |
| 5 | | 2:34.550 | 43.014 | 1:11.915 | 39.621 | 240.5 | 14:35.459 | 5 | | 2:33.820 | 42.570 | 1:11.518 | 39.732 | 249.4 | 14:33.385 |
| 6 | | 2:35.091 | 42.734 | 1:11.833 | 40.524 | 245.4 | 17:10.550 | 6 | | 2:33.380 | 42.633 | 1:11.178 | 39.569 | 247.7 | 17:06.765 |
| 7 | | 2:34.535 | 43.405 | 1:11.585 | 39.545 | 245.4 | 19:45.085 | 7 | | 2:34.137 | 42.712 | 1:11.737 | 39.688 | 248.2 | 19:40.902 |
| 8 | | 2:34.837 | 43.057 | 1:11.719 | 40.061 | 240.0 | 22:19.922 | 8 | | 2:33.947 | 42.757 | 1:11.422 | 39.768 | 246.5 | 22:14.849 |
| 9 | | 2:35.306 | 42.995 | 1:11.988 | 40.323 | 241.0 | 24:55.228 | 9 | | 2:35.208 | 42.842 | 1:12.146 | 40.220 | 247.7 | 24:50.057 |

48 Mikael Karlsson Hyundai Elantra N **112** Santiago Urrutia Lynk & Co 03 FL
 Aggressive Team Italia Cyan Racing Lynk & Co

| Lap | D | Time | Sector 1 | Sector 2 | Sector 3 | T. Spd | Elapsed | Lap | D | Time | Sector 1 | Sector 2 | Sector 3 | T. Spd | Elapsed |
|-----|---|----------|----------|----------|----------|--------|-----------|-----|---|----------|----------|----------|----------|--------|-----------|
| 1 | | 2:44.363 | 51.130 | 1:12.834 | 40.399 | 237.8 | 2:44.363 | 1 | | 2:36.367 | 46.671 | 1:10.800 | 38.896 | 244.3 | 2:36.367 |
| 2 | | 3:01.487 | 1:05.106 | 1:12.120 | 44.261 | 217.7 | 5:45.850 | 2 | | 2:36.898 | 42.521 | 1:10.378 | 43.999 | 246.0 | 5:13.265 |
| 3 | | 3:44.401 | 58.663 | 1:37.414 | 1:08.324 | 124.8 | 9:30.251 | 3 | | 4:09.300 | 1:16.539 | 1:41.843 | 1:10.918 | 115.5 | 9:22.565 |
| 4 | | 2:36.908 | 43.815 | 1:12.670 | 40.423 | 240.5 | 12:07.159 | 4 | | 2:33.329 | 43.173 | 1:10.958 | 39.198 | 248.2 | 11:55.894 |
| 5 | | 2:36.258 | 43.607 | 1:12.024 | 40.627 | 241.0 | 14:43.417 | 5 | | 2:32.706 | 42.735 | 1:10.731 | 39.240 | 244.3 | 14:28.600 |
| 6 | | 2:36.798 | 43.681 | 1:12.304 | 40.813 | 240.0 | 17:20.215 | 6 | | 2:33.473 | 42.777 | 1:10.964 | 39.732 | 242.1 | 17:02.073 |
| 7 | | 2:37.747 | 44.312 | 1:12.916 | 40.519 | 236.3 | 19:57.962 | 7 | | 2:33.676 | 43.109 | 1:11.157 | 39.410 | 241.6 | 19:35.749 |
| 8 | | 2:40.351 | 46.568 | 1:13.165 | 40.618 | 225.9 | 22:38.313 | 8 | | 2:33.863 | 42.877 | 1:11.122 | 39.864 | 242.6 | 22:09.612 |
| 9 | | 2:38.342 | 44.512 | 1:13.032 | 40.798 | 235.8 | 25:16.655 | 9 | | 2:34.195 | 42.995 | 1:11.458 | 39.742 | 240.5 | 24:43.807 |

62 Dušan Borković Hyundai Elantra N **122** Frédéric Vervisch Audi RS 3 LMS II
 Target Competition Audi Sport Team Comtoyoy

| Lap | D | Time | Sector 1 | Sector 2 | Sector 3 | T. Spd | Elapsed | Lap | D | Time | Sector 1 | Sector 2 | Sector 3 | T. Spd | Elapsed |
|-----|---|----------|----------|----------|----------|--------|-----------|-----|---|----------|----------|----------|----------|--------|-----------|
| 1 | | 2:43.297 | 48.932 | 1:13.731 | 40.634 | 243.2 | 2:43.297 | 1 | | 2:39.318 | 48.194 | 1:12.047 | 39.077 | 239.4 | 2:39.318 |
| 2 | | 2:39.721 | 42.498 | 1:11.025 | 46.198 | 246.0 | 5:19.039 | 2 | | 2:39.721 | 42.498 | 1:11.025 | 46.198 | 246.0 | 5:19.039 |
| 3 | | 4:05.872 | 1:14.579 | 1:40.779 | 1:10.514 | 120.8 | 9:24.911 | 3 | | 4:05.872 | 1:14.579 | 1:40.779 | 1:10.514 | 120.8 | 9:24.911 |
| 4 | | 2:33.548 | 42.638 | 1:11.337 | 39.573 | 248.8 | 11:58.459 | 4 | | 2:33.548 | 42.638 | 1:11.337 | 39.573 | 248.8 | 11:58.459 |
| 5 | | 2:33.363 | 43.013 | 1:10.838 | 39.512 | 248.2 | 14:31.822 | 5 | | 2:33.363 | 43.013 | 1:10.838 | 39.512 | 248.2 | 14:31.822 |
| 6 | | 2:33.294 | 42.635 | 1:11.234 | 39.425 | 246.0 | 17:05.116 | 6 | | 2:33.294 | 42.635 | 1:11.234 | 39.425 | 246.0 | 17:05.116 |
| 7 | | 2:33.400 | 42.604 | 1:11.380 | 39.416 | 247.1 | 19:38.516 | 7 | | 2:33.400 | 42.604 | 1:11.380 | 39.416 | 247.1 | 19:38.516 |
| 8 | | 2:33.739 | 42.474 | 1:11.506 | 39.759 | 247.7 | 22:12.255 | 8 | | 2:33.739 | 42.474 | 1:11.506 | 39.759 | 247.7 | 22:12.255 |
| 9 | | 2:34.692 | 42.726 | 1:11.662 | 40.304 | 248.2 | 24:46.947 | 9 | | 2:34.692 | 42.726 | 1:11.662 | 40.304 | 248.2 | 24:46.947 |

71 Ben Bargwanna Peugeot 308 Rookie Team Clairet Sport – Burson Auto

| Lap | D | Time | Sector 1 | Sector 2 | Sector 3 | T. Spd | Elapsed |
|-----|---|----------|----------|----------|----------|--------|----------|
| 1 | | 2:43.177 | 49.551 | 1:13.268 | 40.358 | 235.8 | 2:43.177 |

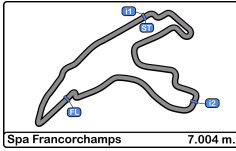
105 Norbert Michelisz Hyundai Elantra N BRC Hyundai N Squadra Corse

| Lap | D | Time | Sector 1 | Sector 2 | Sector 3 | T. Spd | Elapsed |
|-----|---|----------|----------|----------|----------|--------|-----------|
| 1 | | 2:38.191 | 47.795 | 1:10.961 | 39.435 | 237.8 | 2:38.191 |
| 2 | | 2:38.645 | 42.974 | 1:10.526 | 45.145 | 242.1 | 5:16.836 |
| 3 | | 4:07.246 | 1:15.109 | 1:41.368 | 1:10.769 | 118.0 | 9:24.082 |
| 4 | | 2:34.236 | 42.994 | 1:11.397 | 39.845 | 245.4 | 11:58.318 |
| 5 | | 2:34.304 | 43.101 | 1:11.477 | 39.726 | 242.6 | 14:32.622 |
| 6 | | 2:33.803 | 42.999 | 1:10.929 | 39.875 | 243.7 | 17:06.425 |
| 7 | | 2:33.524 | 42.980 | 1:11.302 | 39.242 | 242.1 | 19:39.949 |
| 8 | | 2:34.565 | 43.301 | 1:11.288 | 39.976 | 241.6 | 22:14.514 |
| 9 | | 2:34.533 | 43.175 | 1:11.646 | 39.712 | 240.5 | 24:49.047 |

128 Philip Lindberg Honda Civic Type R FL5 ALM Motorsport

| Lap | D | Time | Sector 1 | Sector 2 | Sector 3 | T. Spd | Elapsed |
|-----|---|----------|----------|----------|----------|--------|-----------|
| 1 | | 2:47.997 | 54.622 | 1:12.413 | 40.962 | 221.7 | 2:47.997 |
| 2 | | 2:43.237 | 45.058 | 1:12.565 | 45.614 | 236.3 | 5:31.234 |
| 3 | | 3:58.847 | 1:12.660 | 1:37.723 | 1:08.464 | 116.8 | 9:30.081 |
| 4 | | 2:38.851 | 45.648 | 1:12.270 | 40.933 | 213.0 | 12:08.932 |
| 5 | | 2:37.153 | 44.281 | 1:11.846 | 41.026 | 241.0 | 14:46.085 |
| 6 | | 2:37.801 | 44.932 | 1:11.871 | 40.998 | 238.9 | 17:23.886 |
| 7 | | 2:37.246 | 44.335 | 1:12.036 | 40.875 | 240.0 | 20:01.132 |
| 8 | | 2:38.747 | 44.534 | 1:12.963 | 41.250 | 238.4 | 22:39.879 |
| 9 | | 2:38.351 | 44.312 | 1:12.873 | 41.166 | 242.6 | 25:18.230 |





Spa Francorchamps
TCR Europe
Race - 1
Lap Analysis



129 Néstor Girolami Honda Civic Type R FL5 196 Mikel Azcona Hyundai Elantra N
ALM Motorsport BRC Hyundai N Squadra Corse

| Lap | D | Time | Sector 1 | Sector 2 | Sector 3 | T. Spd | Elapsed | Lap | D | Time | Sector 1 | Sector 2 | Sector 3 | T. Spd | Elapsed |
|-----|---|----------|----------|----------|----------|--------|-----------|-----|---|----------|----------|----------|----------|--------|-----------|
| 1 | | 2:33.818 | 45.540 | 1:09.495 | 38.783 | 242.1 | 2:33.818 | 1 | | 2:42.738 | 49.430 | 1:12.857 | 40.451 | 243.7 | 2:42.738 |
| 2 | | 2:36.424 | 42.667 | 1:09.539 | 44.218 | 243.7 | 5:10.242 | 2 | | 3:53.208 | 2:04.146 | 1:09.603 | 39.459 | 231.2 | 6:35.946 |
| 3 | | 4:11.333 | 1:17.114 | 1:42.525 | 1:11.694 | 107.6 | 9:21.575 | 3 | | 2:54.637 | 43.787 | 1:10.701 | 1:00.149 | 236.8 | 9:30.583 |
| 4 | | 2:31.983 | 43.160 | 1:09.808 | 39.015 | 242.1 | 11:53.558 | 4 | | 2:35.568 | 44.750 | 1:11.135 | 39.683 | 237.3 | 12:06.151 |
| 5 | | 2:32.064 | 42.892 | 1:09.887 | 39.285 | 242.6 | 14:25.622 | 5 | | 2:34.063 | 43.470 | 1:11.070 | 39.523 | 238.4 | 14:40.214 |
| 6 | | 2:32.088 | 42.691 | 1:10.228 | 39.169 | 243.7 | 16:57.710 | 6 | | 2:34.477 | 43.215 | 1:11.097 | 40.165 | 242.6 | 17:14.691 |
| 7 | | 2:32.954 | 43.011 | 1:10.589 | 39.354 | 243.2 | 19:30.664 | 7 | | 2:34.548 | 43.195 | 1:11.561 | 39.792 | 243.7 | 19:49.239 |
| 8 | | 2:33.845 | 42.932 | 1:11.133 | 39.780 | 242.6 | 22:04.509 | 8 | | 2:34.909 | 43.025 | 1:11.698 | 40.186 | 243.2 | 22:24.148 |
| 9 | | 2:35.699 | 43.768 | 1:11.756 | 40.175 | 239.4 | 24:40.208 | 9 | | 2:35.166 | 43.248 | 1:11.953 | 39.965 | 242.6 | 24:59.314 |

155 Ma Qing Hua Lynk & Co 03 FL 264 Levente Losonczy Hyundai Elantra N
Cyan Racing Lynk & Co Aggressive Team Italia

| Lap | D | Time | Sector 1 | Sector 2 | Sector 3 | T. Spd | Elapsed | Lap | D | Time | Sector 1 | Sector 2 | Sector 3 | T. Spd | Elapsed |
|-----|---|----------|----------|----------|----------|--------|-----------|-----|---|----------|----------|----------|----------|--------|-----------|
| 1 | | 2:44.904 | 54.264 | 1:10.409 | 40.231 | 238.4 | 2:44.904 | 1 | | 2:45.850 | 52.444 | 1:12.815 | 40.591 | 237.8 | 2:45.850 |
| 2 | | 2:42.128 | 44.028 | 1:09.919 | 48.181 | 241.0 | 5:27.032 | 2 | | 2:44.709 | 44.703 | 1:11.757 | 48.249 | 235.2 | 5:30.559 |
| 3 | | 4:00.866 | 1:12.138 | 1:39.343 | 1:09.385 | 129.1 | 9:27.898 | 3 | | 3:58.886 | 1:12.560 | 1:37.971 | 1:08.355 | 122.4 | 9:29.445 |
| 4 | | 2:33.488 | 43.196 | 1:10.917 | 39.375 | 244.8 | 12:01.386 | 4 | | 2:36.312 | 44.057 | 1:11.934 | 40.321 | 237.3 | 12:05.757 |
| 5 | | 2:34.641 | 42.911 | 1:12.284 | 39.446 | 244.3 | 14:36.027 | 5 | | 2:36.777 | 43.926 | 1:12.486 | 40.365 | 218.6 | 14:42.534 |
| 6 | | 2:34.331 | 42.825 | 1:11.352 | 40.154 | 246.0 | 17:10.358 | 6 | | 2:37.367 | 43.913 | 1:12.500 | 40.954 | 236.8 | 17:19.901 |
| 7 | | 2:33.365 | 43.135 | 1:10.793 | 39.437 | 246.0 | 19:43.723 | 7 | | 2:37.757 | 44.118 | 1:12.706 | 40.933 | 236.3 | 19:57.658 |
| 8 | | 2:33.303 | 42.919 | 1:10.725 | 39.659 | 243.2 | 22:17.026 | 8 | | 2:40.041 | 46.344 | 1:13.006 | 40.691 | 228.3 | 22:37.699 |
| 9 | | 2:33.821 | 42.877 | 1:11.160 | 39.784 | 246.0 | 24:50.847 | 9 | | 2:38.490 | 44.162 | 1:12.657 | 41.671 | 235.2 | 25:16.189 |

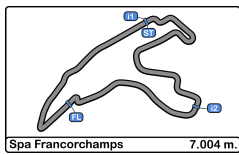
168 Yann Ehrlacher Lynk & Co 03 FL
Cyan Racing Lynk & Co

| Lap | D | Time | Sector 1 | Sector 2 | Sector 3 | T. Spd | Elapsed |
|-----|---|----------|----------|----------|----------|--------|-----------|
| 1 | | 2:33.072 | 45.208 | 1:09.018 | 38.846 | 237.8 | 2:33.072 |
| 2 | | 2:35.843 | 42.852 | 1:09.141 | 43.850 | 240.0 | 5:08.915 |
| 3 | | 4:11.836 | 1:17.368 | 1:43.133 | 1:11.335 | 104.0 | 9:20.751 |
| 4 | | 2:31.367 | 42.897 | 1:09.419 | 39.051 | 240.0 | 11:52.118 |
| 5 | | 2:32.058 | 42.946 | 1:09.832 | 39.280 | 241.0 | 14:24.176 |
| 6 | | 2:32.081 | 42.815 | 1:09.823 | 39.443 | 240.5 | 16:56.257 |
| 7 | | 2:32.677 | 42.908 | 1:10.241 | 39.528 | 241.0 | 19:28.934 |
| 8 | | 2:33.209 | 43.005 | 1:10.432 | 39.772 | 241.0 | 22:02.143 |
| 9 | | 2:36.428 | 43.617 | 1:11.315 | 41.496 | 238.9 | 24:38.571 |

179 Rob Huff Audi RS 3 LMS II
Audi Sport Team Comtoyoyou

| Lap | D | Time | Sector 1 | Sector 2 | Sector 3 | T. Spd | Elapsed |
|-----|---|----------|----------|----------|----------|--------|-----------|
| 1 | | 2:37.030 | 46.550 | 1:11.233 | 39.247 | 230.7 | 2:37.030 |
| 2 | | 2:38.869 | 42.804 | 1:10.511 | 45.554 | 238.4 | 5:15.899 |
| 3 | | 4:07.635 | 1:15.177 | 1:41.501 | 1:10.957 | 117.9 | 9:23.534 |
| 4 | | 2:33.967 | 42.934 | 1:11.586 | 39.447 | 248.2 | 11:57.501 |
| 5 | | 2:33.307 | 42.698 | 1:10.995 | 39.614 | 247.1 | 14:30.808 |
| 6 | | 2:33.097 | 42.585 | 1:10.996 | 39.516 | 248.8 | 17:03.905 |
| 7 | | 2:34.104 | 42.885 | 1:11.381 | 39.838 | 246.0 | 19:38.009 |
| 8 | | 2:33.568 | 42.706 | 1:11.416 | 39.446 | 249.4 | 22:11.577 |
| 9 | | 2:34.601 | 42.967 | 1:11.783 | 39.851 | 248.2 | 24:46.178 |





Spa Francorchamps

TCR Europe

Race - 1

Analysis by Lap



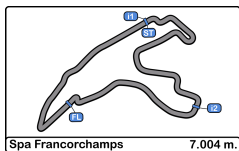
| Num | Lap Time | Gap |
|--------------|----------|----------|
| Lap 1 | | |
| 168 | 2:33.072 | |
| 129 | 2:33.818 | 00.746 |
| 22 | 2:35.505 | 02.433 |
| 112 | 2:36.367 | 03.295 |
| 179 | 2:37.030 | 03.958 |
| 34 | 2:37.058 | 03.986 |
| 105 | 2:38.191 | 05.119 |
| 27 | 2:38.609 | 05.537 |
| 122 | 2:39.318 | 06.246 |
| 111 | 2:39.996 | 06.924 |
| 11 | 2:41.745 | 08.673 |
| 19 | 2:42.521 | 09.449 |
| 196 | 2:42.738 | 09.666 |
| 71 | 2:43.177 | 10.105 |
| 62 | 2:43.297 | 10.225 |
| 39 | 2:43.450 | 10.378 |
| 23 | 2:43.824 | 10.752 |
| 48 | 2:44.363 | 11.291 |
| 155 | 2:44.904 | 11.832 |
| 10 | 2:44.991 | 11.919 |
| 12 | 2:45.234 | 12.162 |
| 264 | 2:45.850 | 12.778 |
| 128 | 2:47.997 | 14.925 |
| Num | Lap Time | Gap |
| Lap 2 | | |
| 168 | 2:35.843 | |
| 129 | 2:36.424 | 01.327 |
| 22 | 2:37.045 | 03.635 |
| 112 | 2:36.898 | 04.350 |
| 34 | 2:37.417 | 05.560 |
| 179 | 2:38.869 | 06.984 |
| 105 | 2:38.645 | 07.921 |
| 27 | 2:38.891 | 08.585 |
| 122 | 2:39.721 | 10.124 |
| 111 | 2:40.209 | 11.290 |
| 11 | 2:39.689 | 12.519 |
| 19 | 2:40.364 | 13.970 |
| 39 | 2:39.978 | 14.513 |
| 23 | 2:40.457 | 15.366 |
| 155 | 2:42.128 | 18.117 |
| 10 | 2:43.461 | 19.537 |
| 12 | 2:44.932 | 21.251 |
| 264 | 2:44.709 | 21.644 |
| 128 | 2:43.237 | 22.319 |
| 48 | 3:01.487 | 36.935 |
| 196 | 3:53.208 | 1:27.031 |
| Num | Lap Time | Gap |
| Lap 3 | | |
| 168 | 4:11.836 | |
| 129 | 4:11.333 | 00.824 |
| 22 | 4:09.879 | 01.678 |
| 112 | 4:09.300 | 01.814 |
| 34 | 4:08.537 | 02.261 |
| 179 | 4:07.635 | 02.783 |
| 105 | 4:07.246 | 03.331 |

| Num | Lap Time | Gap |
|--------------|----------|--------|
| 27 | 4:07.033 | 03.782 |
| 122 | 4:05.872 | 04.160 |
| 111 | 4:05.103 | 04.557 |
| 11 | 4:04.546 | 05.229 |
| 19 | 4:03.590 | 05.724 |
| 39 | 4:03.526 | 06.203 |
| 23 | 4:03.067 | 06.597 |
| 155 | 4:00.866 | 07.147 |
| 10 | 3:59.869 | 07.570 |
| 12 | 3:58.729 | 08.144 |
| 264 | 3:58.886 | 08.694 |
| 128 | 3:58.847 | 09.330 |
| 48 | 3:44.401 | 09.500 |
| 196 | 2:54.637 | 09.832 |
| Num | Lap Time | Gap |
| Lap 4 | | |
| 168 | 2:31.367 | |
| 129 | 2:31.983 | 01.440 |
| 112 | 2:33.329 | 03.776 |
| 22 | 2:33.978 | 04.289 |
| 34 | 2:33.969 | 04.863 |
| 179 | 2:33.967 | 05.383 |
| 105 | 2:34.236 | 06.200 |
| 122 | 2:33.548 | 06.341 |
| 27 | 2:34.554 | 06.969 |
| 111 | 2:34.257 | 07.447 |
| 11 | 2:34.222 | 08.084 |
| 19 | 2:34.052 | 08.409 |
| 39 | 2:33.955 | 08.791 |
| 155 | 2:33.488 | 09.268 |
| 23 | 2:35.215 | 10.445 |
| 10 | 2:35.031 | 11.234 |
| 12 | 2:35.171 | 11.948 |
| 264 | 2:36.312 | 13.639 |
| 196 | 2:35.568 | 14.033 |
| 48 | 2:36.908 | 15.041 |
| 128 | 2:38.851 | 16.814 |
| Num | Lap Time | Gap |
| Lap 5 | | |
| 168 | 2:32.058 | |
| 129 | 2:32.064 | 01.446 |
| 112 | 2:32.706 | 04.424 |
| 22 | 2:32.854 | 05.085 |
| 34 | 2:33.021 | 05.826 |
| 179 | 2:33.307 | 06.632 |
| 122 | 2:33.363 | 07.646 |
| 105 | 2:34.304 | 08.446 |
| 111 | 2:33.820 | 09.209 |
| 27 | 2:34.537 | 09.448 |
| 11 | 2:34.106 | 10.132 |
| 39 | 2:34.550 | 11.283 |
| 155 | 2:34.641 | 11.851 |
| 19 | 2:35.967 | 12.318 |
| 23 | 2:34.909 | 13.296 |
| 10 | 2:34.938 | 14.114 |
| 12 | 2:34.813 | 14.703 |
| 196 | 2:34.063 | 16.038 |

| Num | Lap Time | Gap |
|--------------|----------|--------|
| 264 | 2:36.777 | 18.358 |
| 48 | 2:36.258 | 19.241 |
| 128 | 2:37.153 | 21.909 |
| Num | Lap Time | Gap |
| Lap 6 | | |
| 168 | 2:32.081 | |
| 129 | 2:32.088 | 01.453 |
| 112 | 2:33.473 | 05.816 |
| 22 | 2:33.037 | 06.041 |
| 34 | 2:32.729 | 06.474 |
| 179 | 2:33.097 | 07.648 |
| 122 | 2:33.294 | 08.859 |
| 105 | 2:33.803 | 10.168 |
| 111 | 2:33.380 | 10.508 |
| 27 | 2:33.871 | 11.238 |
| 11 | 2:34.439 | 12.490 |
| 155 | 2:34.331 | 14.101 |
| 39 | 2:35.091 | 14.293 |
| 19 | 2:34.343 | 14.580 |
| 23 | 2:34.642 | 15.857 |
| 10 | 2:34.702 | 16.735 |
| 12 | 2:34.965 | 17.587 |
| 196 | 2:34.477 | 18.434 |
| 264 | 2:37.367 | 23.644 |
| 48 | 2:36.798 | 23.958 |
| 128 | 2:37.801 | 27.629 |
| Num | Lap Time | Gap |
| Lap 7 | | |
| 168 | 2:32.677 | |
| 129 | 2:32.954 | 01.730 |
| 112 | 2:33.676 | 06.815 |
| 22 | 2:34.528 | 07.892 |
| 34 | 2:34.494 | 08.291 |
| 179 | 2:34.104 | 09.075 |
| 122 | 2:33.400 | 09.582 |
| 105 | 2:33.524 | 11.015 |
| 111 | 2:34.137 | 11.968 |
| 27 | 2:33.971 | 12.532 |
| 155 | 2:33.365 | 14.789 |
| 11 | 2:35.410 | 15.223 |
| 39 | 2:34.535 | 16.151 |
| 19 | 2:34.977 | 16.880 |
| 23 | 2:35.156 | 18.336 |
| 10 | 2:34.803 | 18.861 |
| 12 | 2:34.836 | 19.746 |
| 196 | 2:34.548 | 20.305 |
| 264 | 2:37.757 | 28.724 |
| 48 | 2:37.747 | 29.028 |
| 128 | 2:37.246 | 32.198 |
| Num | Lap Time | Gap |
| Lap 8 | | |
| 168 | 2:33.209 | |
| 129 | 2:33.845 | 02.366 |
| 112 | 2:33.863 | 07.469 |
| 22 | 2:33.395 | 08.078 |
| 34 | 2:33.895 | 08.977 |

| Num | Lap Time | Gap |
|--------------|----------|--------|
| 179 | 2:33.568 | 09.434 |
| 122 | 2:33.739 | 10.112 |
| 105 | 2:34.565 | 12.371 |
| 111 | 2:33.947 | 12.706 |
| 27 | 2:34.617 | 13.940 |
| 155 | 2:33.303 | 14.883 |
| 11 | 2:35.096 | 17.110 |
| 39 | 2:34.837 | 17.779 |
| 19 | 2:34.644 | 18.315 |
| 23 | 2:35.845 | 20.972 |
| 10 | 2:36.135 | 21.787 |
| 196 | 2:34.909 | 22.005 |
| 12 | 2:36.036 | 22.573 |
| 264 | 2:40.041 | 35.556 |
| 48 | 2:40.351 | 36.170 |
| 128 | 2:38.747 | 37.736 |
| Num | Lap Time | Gap |
| Lap 9 | | |
| 168 | 2:36.428 | |
| 129 | 2:35.699 | 01.637 |
| 112 | 2:34.195 | 05.236 |
| 22 | 2:34.327 | 05.977 |
| 179 | 2:34.601 | 07.607 |
| 122 | 2:34.692 | 08.376 |
| 34 | 2:36.322 | 08.871 |
| 105 | 2:34.533 | 10.476 |
| 111 | 2:35.208 | 11.486 |
| 27 | 2:34.387 | 11.899 |
| 155 | 2:33.821 | 12.276 |
| 11 | 2:35.349 | 16.031 |
| 39 | 2:35.306 | 16.657 |
| 19 | 2:34.982 | 16.869 |
| 23 | 2:35.874 | 20.418 |
| 196 | 2:35.166 | 20.743 |
| 10 | 2:36.068 | 21.427 |
| 12 | 2:36.054 | 22.199 |
| 264 | 2:38.490 | 37.618 |
| 48 | 2:38.342 | 38.084 |
| 128 | 2:38.351 | 39.659 |





Spa Francorchamps

TCR Europe

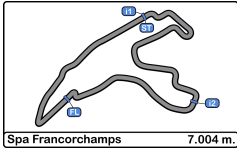
Race - 1

Best Sectors Results



| Sector - 1 | | | | Sector - 2 | | | | Sector - 3 | | | | Ideal Lap vs Best Lap | | | |
|------------|----|-------------------|--------|------------|-------------------|----------|-----|-------------------|--------|------|-----|-----------------------|-----------|----------|------|
| Clas | Nº | Driver | Time | Nº | Driver | Time | Nº | Driver | Time | Clas | Nº | Driver | Ideal Lap | Best Lap | Clas |
| 1 | 12 | Frédéric Vervisch | 42.474 | 168 | Yann Ehrlacher | 1:09.018 | 129 | Néstor Girolami | 38.783 | 1 | 168 | EHLRACHER | 2:30.679 | 2:31.367 | 1 |
| 2 | 11 | Thed Björk | 42.514 | 129 | Néstor Girolami | 1:09.495 | 168 | Yann Ehrlacher | 38.846 | 2 | 129 | GIROLAMI | 2:30.945 | 2:31.983 | 2 |
| 3 | 11 | Santiago Urrutia | 42.521 | 196 | Mikel Azcona | 1:09.603 | 22 | Kobe Pauwels | 38.852 | 3 | 22 | PAUWELS | 2:31.410 | 2:32.854 | 5 |
| 4 | 22 | Kobe Pauwels | 42.532 | 155 | Ma Qing Hua | 1:09.919 | 112 | Santiago Urrutia | 38.896 | 4 | 34 | CORONEL | 2:31.520 | 2:32.729 | 4 |
| 5 | 34 | Tom Coronel | 42.562 | 34 | Tom Coronel | 1:09.945 | 34 | Tom Coronel | 39.013 | 5 | 112 | URRUTIA | 2:31.795 | 2:32.706 | 3 |
| 6 | 17 | Rob Huff | 42.585 | 22 | Kobe Pauwels | 1:10.026 | 122 | Frédéric Vervisch | 39.077 | 6 | 196 | AZCONA | 2:32.087 | 2:34.063 | 14 |
| 7 | 11 | Viktor Davidovski | 42.664 | 112 | Santiago Urrutia | 1:10.378 | 105 | Norbert Michelisz | 39.242 | 7 | 155 | MA QING HUA | 2:32.119 | 2:33.303 | 8 |
| 8 | 12 | Néstor Girolami | 42.667 | 179 | Rob Huff | 1:10.511 | 179 | Rob Huff | 39.247 | 8 | 179 | HUFF | 2:32.343 | 2:33.097 | 6 |
| 9 | 39 | Lewis Brown | 42.734 | 105 | Norbert Michelisz | 1:10.526 | 27 | John Filippi | 39.328 | 9 | 122 | VERVISCH | 2:32.389 | 2:33.294 | 7 |
| 10 | 27 | John Filippi | 42.740 | 39 | Lewis Brown | 1:10.673 | 155 | Ma Qing Hua | 39.375 | 10 | 111 | BJÖRK | 2:32.614 | 2:33.380 | 9 |
| 11 | 16 | Yann Ehrlacher | 42.815 | 11 | Viktor Davidovski | 1:10.681 | 111 | Thed Björk | 39.393 | 11 | 105 | MICHELISZ | 2:32.742 | 2:33.524 | 10 |
| 12 | 15 | Ma Qing Hua | 42.825 | 111 | Thed Björk | 1:10.707 | 23 | Isaac Smith | 39.402 | 12 | 27 | FILIPPI | 2:32.843 | 2:33.871 | 11 |
| 13 | 23 | Isaac Smith | 42.891 | 19 | Felipe Fernández | 1:10.720 | 196 | Mikel Azcona | 39.459 | 13 | 39 | BROWN | 2:32.952 | 2:33.955 | 12 |
| 14 | 10 | Norbert Michelisz | 42.974 | 27 | John Filippi | 1:10.775 | 19 | Felipe Fernández | 39.538 | 14 | 11 | DAVIDOVSKI | 2:33.083 | 2:34.106 | 15 |
| 15 | 19 | Mikel Azcona | 43.025 | 122 | Frédéric Vervisch | 1:10.838 | 39 | Lewis Brown | 39.545 | 15 | 23 | SMITH | 2:33.336 | 2:34.642 | 16 |
| 16 | 19 | Felipe Fernández | 43.107 | 23 | Isaac Smith | 1:11.043 | 10 | Viktor Andersson | 39.710 | 16 | 19 | F.FERNÁNDEZ | 2:33.365 | 2:34.052 | 13 |
| 17 | 12 | Rubén Fernández | 43.133 | 10 | Viktor Andersson | 1:11.298 | 11 | Viktor Davidovski | 39.738 | 17 | 10 | ANDERSSON | 2:34.283 | 2:34.702 | 17 |
| 18 | 10 | Viktor Andersson | 43.275 | 12 | Rubén Fernández | 1:11.731 | 12 | Rubén Fernández | 39.810 | 18 | 12 | R.FERNÁNDEZ | 2:34.674 | 2:34.813 | 18 |
| 19 | 48 | Mikael Karlsson | 43.607 | 264 | Levente Losonczy | 1:11.757 | 264 | Levente Losonczy | 40.321 | 19 | 264 | LOSONCZY | 2:35.991 | 2:36.312 | 20 |
| 20 | 26 | Levente Losonczy | 43.913 | 128 | Philip Lindberg | 1:11.846 | 71 | Ben Bargwanna | 40.358 | 20 | 48 | KARLSSON | 2:36.030 | 2:36.258 | 19 |
| 21 | 12 | Philip Lindberg | 44.281 | 48 | Mikael Karlsson | 1:12.024 | 48 | Mikael Karlsson | 40.399 | 21 | 128 | LINDBERG | 2:37.002 | 2:37.153 | 21 |
| 22 | 62 | Dušan Borković | 48.932 | 71 | Ben Bargwanna | 1:13.268 | 62 | Dušan Borković | 40.634 | 22 | 71 | BARGWANNA | 2:43.177 | 2:43.177 | 22 |
| 23 | 71 | Ben Bargwanna | 49.551 | 62 | Dušan Borković | 1:13.731 | 128 | Philip Lindberg | 40.875 | 23 | 62 | BORKOVIĆ | 2:43.297 | 2:43.297 | 23 |



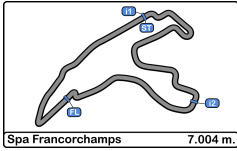


Spa Francorchamps
TCR Europe
Race - 1
Leader Sequence



| N° | Driver | Nat | Cat | Clas | Team | Nat | Vehicle | Start Lap | End Lap | Laps | Total Laps |
|-----|-----------|-----|-----|------|-----------------------|-----|-----------------|-----------|---------|------|------------|
| 168 | EHRLACHER | FRA | | | Cyan Racing Lynk & Co | SWE | Lynk & Co 03 FL | 1 | 9 | 9 | 9 |



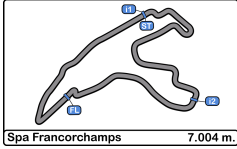


Spa Francorchamps
TCR Europe
Race - 1
Best 5 Lap Times



| Cls | N° | Driver | Nat | Cat | Cls | Team | Nat | Vehicle | Best 1 | | Best 2 | | Best 3 | | Best 4 | | Best 5 | |
|-----|-----|-------------|-----|-----|-----|-----------------------------|-----|--------------------|----------|-----|----------|-----|----------|-----|----------|-----|----------|-----|
| | | | | | | | | | Time | Lap | Time | Lap | Time | Lap | Time | Lap | Time | Lap |
| 1 | 168 | EHLRACHER | | | | Cyan Racing Lynk & Co | | Lynk & Co 03 FL | 2:31.367 | 4 | 2:32.058 | 5 | 2:32.081 | 6 | 2:32.677 | 7 | 2:33.072 | 1 |
| 2 | 129 | GIROLAMI | | | | ALM Motorsport | | Honda Civic Type R | 2:31.983 | 4 | 2:32.064 | 5 | 2:32.088 | 6 | 2:32.954 | 7 | 2:33.818 | 1 |
| 3 | 112 | URRUTIA | | | | Cyan Racing Lynk & Co | | Lynk & Co 03 FL | 2:32.706 | 5 | 2:33.329 | 4 | 2:33.473 | 6 | 2:33.676 | 7 | 2:33.863 | 8 |
| 4 | 34 | CORONEL | | D | 1 | Comtoyout Racing | | Audi RS 3 LMS II | 2:32.729 | 6 | 2:33.021 | 5 | 2:33.895 | 8 | 2:33.969 | 4 | 2:34.494 | 7 |
| 5 | 22 | PAUWELS | | R | 1 | Comtoyout Racing | | Audi RS 3 LMS II | 2:32.854 | 5 | 2:33.037 | 6 | 2:33.395 | 8 | 2:33.978 | 4 | 2:34.327 | 9 |
| 6 | 179 | HUFF | | | | Audi Sport Team | | Audi RS 3 LMS II | 2:33.097 | 6 | 2:33.307 | 5 | 2:33.568 | 8 | 2:33.967 | 4 | 2:34.104 | 7 |
| 7 | 122 | VERVISCH | | | | Audi Sport Team | | Audi RS 3 LMS II | 2:33.294 | 6 | 2:33.363 | 5 | 2:33.400 | 7 | 2:33.548 | 4 | 2:33.739 | 8 |
| 8 | 155 | MA QING HUA | | | | Cyan Racing Lynk & Co | | Lynk & Co 03 FL | 2:33.303 | 8 | 2:33.365 | 7 | 2:33.488 | 4 | 2:33.821 | 9 | 2:34.331 | 6 |
| 9 | 111 | BJÖRK | | | | Cyan Racing Lynk & Co | | Lynk & Co 03 FL | 2:33.380 | 6 | 2:33.820 | 5 | 2:33.947 | 8 | 2:34.137 | 7 | 2:34.257 | 4 |
| 10 | 105 | MICHELISZ | | | | BRC Hyundai N Squadra | | Hyundai Elantra N | 2:33.524 | 7 | 2:33.803 | 6 | 2:34.236 | 4 | 2:34.304 | 5 | 2:34.533 | 9 |
| 11 | 27 | FILIPPI | | | | Comtoyout | | Audi RS 3 LMS II | 2:33.871 | 6 | 2:33.971 | 7 | 2:34.387 | 9 | 2:34.537 | 5 | 2:34.554 | 4 |
| 12 | 39 | BROWN | | | | Volcano Motorsport | | Audi RS 3 LMS II | 2:33.955 | 4 | 2:34.535 | 7 | 2:34.550 | 5 | 2:34.837 | 8 | 2:35.091 | 6 |
| 13 | 19 | F.FERNÁNDEZ | | D | 2 | RC2 Racing Team | | Audi RS 3 LMS II | 2:34.052 | 4 | 2:34.343 | 6 | 2:34.644 | 8 | 2:34.977 | 7 | 2:34.982 | 9 |
| 14 | 196 | AZCONA | | | | BRC Hyundai N Squadra | | Hyundai Elantra N | 2:34.063 | 5 | 2:34.477 | 6 | 2:34.548 | 7 | 2:34.909 | 8 | 2:35.166 | 9 |
| 15 | 11 | DAVIDOVSKI | | D | 3 | Comtoyout | | Audi RS 3 LMS II | 2:34.106 | 5 | 2:34.222 | 4 | 2:34.439 | 6 | 2:35.096 | 8 | 2:35.349 | 9 |
| 16 | 23 | SMITH | | R | 2 | Volcano Motorsport | | Audi RS 3 LMS II | 2:34.642 | 6 | 2:34.909 | 5 | 2:35.156 | 7 | 2:35.215 | 4 | 2:35.845 | 8 |
| 17 | 10 | ANDERSSON | | R | 3 | MA:GP | | Lynk & Co 03 | 2:34.702 | 6 | 2:34.803 | 7 | 2:34.938 | 5 | 2:35.031 | 4 | 2:36.068 | 9 |
| 18 | 12 | R.FERNÁNDEZ | | D | 4 | RC2 Racing Team | | Audi RS 3 LMS II | 2:34.813 | 5 | 2:34.836 | 7 | 2:34.965 | 6 | 2:35.171 | 4 | 2:36.036 | 8 |
| 19 | 48 | KARLSSON | | D | 5 | Aggressive Team Italia | | Hyundai Elantra N | 2:36.258 | 5 | 2:36.798 | 6 | 2:36.908 | 4 | 2:37.747 | 7 | 2:38.342 | 9 |
| 20 | 264 | LOSONCZY | | | | Aggressive Team Italia | | Hyundai Elantra N | 2:36.312 | 4 | 2:36.777 | 5 | 2:37.367 | 6 | 2:37.757 | 7 | 2:38.490 | 9 |
| 21 | 128 | LINDBERG | | | | ALM Motorsport | | Honda Civic Type R | 2:37.153 | 5 | 2:37.246 | 7 | 2:37.801 | 6 | 2:38.351 | 9 | 2:38.747 | 8 |
| 22 | 71 | BARGWANNA | | R | 4 | Team Clairet Sport – Burson | | Peugeot 308 | 2:43.177 | 1 | | | | | | | | |
| 23 | 62 | BORKOVIĆ | | D | 6 | Target Competition | | Hyundai Elantra N | 2:43.297 | 1 | | | | | | | | |



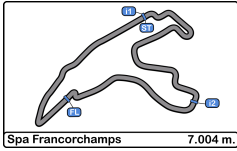


Spa Francorchamps
TCR Europe
Race - 1
Best 5 Top Speeds



| Clas | Nº | Driver | Nat | Cat | Cls | Team | Nat | Vehicle | Top 1 | | Top 2 | | Top 3 | | Top 4 | | Top 5 | | Avg |
|------|-----|-------------|-----|-----|-----|-----------------------------|-----|--------------------|-------|-----|-------|-----|-------|-----|-------|-----|-------|-----|-------|
| | | | | | | | | | Km/h | Lap | Km/h | Lap | Km/h | Lap | Km/h | Lap | Km/h | Lap | |
| 1 | 34 | CORONEL | | D | 1 | Comtoyout Racing | | Audi RS 3 LMS II | 249.4 | 8 | 248.8 | 2 | 248.2 | 5 | 247.7 | 4 | 246.5 | 6 | 248.1 |
| 2 | 111 | BJÖRK | | | | Cyan Racing Lynk & Co | | Lynk & Co 03 FL | 249.4 | 5 | 248.2 | 7 | 247.7 | 6 | 247.7 | 9 | 246.5 | 8 | 247.9 |
| 3 | 179 | HUFF | | | | Audi Sport Team Comtoyout | | Audi RS 3 LMS II | 249.4 | 8 | 248.8 | 6 | 248.2 | 4 | 248.2 | 9 | 247.1 | 5 | 248.3 |
| 4 | 122 | VERVISCH | | | | Audi Sport Team Comtoyout | | Audi RS 3 LMS II | 248.8 | 4 | 248.2 | 5 | 248.2 | 9 | 247.7 | 8 | 247.1 | 7 | 248.0 |
| 5 | 27 | FILIPPI | | | | Comtoyout | | Audi RS 3 LMS II | 248.2 | 6 | 247.7 | 8 | 246.0 | 2 | 246.0 | 7 | 245.4 | 5 | 246.6 |
| 6 | 112 | URRUTIA | | | | Cyan Racing Lynk & Co | | Lynk & Co 03 FL | 248.2 | 4 | 246.0 | 2 | 244.3 | 1 | 244.3 | 5 | 242.6 | 8 | 245.1 |
| 7 | 11 | DAVIDOVSKI | | D | 2 | Comtoyout | | Audi RS 3 LMS II | 247.1 | 6 | 245.4 | 5 | 244.8 | 4 | 243.7 | 7 | 241.6 | 8 | 244.5 |
| 8 | 12 | R.FERNÁNDEZ | | D | 3 | RC2 Racing Team | | Audi RS 3 LMS II | 246.5 | 8 | 246.0 | 7 | 243.7 | 6 | 243.7 | 9 | 241.6 | 2 | 244.3 |
| 9 | 22 | PAUWELS | | R | 1 | Comtoyout Racing | | Audi RS 3 LMS II | 246.5 | 5 | 246.0 | 6 | 245.4 | 8 | 243.2 | 2 | 243.2 | 7 | 244.9 |
| 10 | 155 | MA QING HUA | | | | Cyan Racing Lynk & Co | | Lynk & Co 03 FL | 246.0 | 6 | 246.0 | 7 | 246.0 | 9 | 244.8 | 4 | 244.3 | 5 | 245.4 |
| 11 | 39 | BROWN | | | | Volcano Motorsport | | Audi RS 3 LMS II | 245.4 | 2 | 245.4 | 6 | 245.4 | 7 | 244.8 | 1 | 241.0 | 9 | 244.4 |
| 12 | 105 | MICHELISZ | | | | BRC Hyundai N Squadra Corse | | Hyundai Elantra N | 245.4 | 4 | 243.7 | 6 | 242.6 | 5 | 242.1 | 2 | 242.1 | 7 | 243.2 |
| 13 | 19 | F.FERNÁNDEZ | | D | 4 | RC2 Racing Team | | Audi RS 3 LMS II | 244.8 | 4 | 244.3 | 6 | 243.2 | 9 | 242.1 | 2 | 240.0 | 8 | 242.9 |
| 14 | 23 | SMITH | | R | 2 | Volcano Motorsport | | Audi RS 3 LMS II | 244.8 | 2 | 244.8 | 6 | 243.7 | 4 | 243.2 | 9 | 242.6 | 7 | 243.9 |
| 15 | 10 | ANDERSSON | | R | 3 | MA:GP | | Lynk & Co 03 | 244.3 | 7 | 243.7 | 5 | 243.2 | 8 | 242.6 | 4 | 242.1 | 6 | 243.2 |
| 16 | 129 | GIROLAMI | | | | ALM Motorsport | | Honda Civic Type R | 243.7 | 2 | 243.7 | 6 | 243.2 | 7 | 242.6 | 5 | 242.6 | 8 | 243.2 |
| 17 | 196 | AZCONA | | | | BRC Hyundai N Squadra Corse | | Hyundai Elantra N | 243.7 | 1 | 243.7 | 7 | 243.2 | 8 | 242.6 | 6 | 242.6 | 9 | 243.2 |
| 18 | 62 | BORKOVIĆ | | D | 5 | Target Competition | | Hyundai Elantra N | 243.2 | 1 | | | | | | | | | 243.2 |
| 19 | 128 | LINDBERG | | | | ALM Motorsport | | Honda Civic Type R | 242.6 | 9 | 241.0 | 5 | 240.0 | 7 | 238.9 | 6 | 238.4 | 8 | 240.2 |
| 20 | 48 | KARLSSON | | D | 6 | Aggressive Team Italia | | Hyundai Elantra N | 241.0 | 5 | 240.5 | 4 | 240.0 | 6 | 237.8 | 1 | 236.3 | 7 | 239.1 |
| 21 | 168 | EHLACHER | | | | Cyan Racing Lynk & Co | | Lynk & Co 03 FL | 241.0 | 5 | 241.0 | 7 | 241.0 | 8 | 240.5 | 6 | 240.0 | 2 | 240.7 |
| 22 | 264 | LOSONCZY | | | | Aggressive Team Italia | | Hyundai Elantra N | 237.8 | 1 | 237.3 | 4 | 236.8 | 6 | 236.3 | 7 | 235.2 | 2 | 236.7 |
| 23 | 71 | BARGWANNA | | R | 4 | Team Clairet Sport – Burson | | Peugeot 308 | 235.8 | 1 | | | | | | | | | 235.8 |



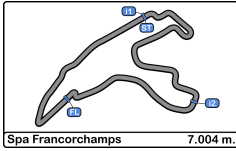


Spa Francorchamps
TCR Europe
Race - 1
Fastest Laps Sequence



| Lap | Time of Day | Session Time | N° Driver | Nat | Cat | Team | Nat | Vehicle | Time | Km/h |
|-----|--------------|--------------|--------------|-----|-----|-----------------------|-----|-----------------|----------|-------|
| 4 | 16:05:09.236 | 11:52.236 | 168 EHLACHER | | | Cyan Racing Lynk & Co | | Lynk & Co 03 FL | 2:31.367 | 166.5 |





Spa Francorchamps
TCR Europe

Race - 1

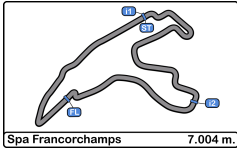
Event Best Maximum Speed



Spa Francorchamps 7.004 m.

| Nº | Driver | Nat | Cat | Clas | Team | Nat | Vehicle | Km/h | Session |
|-----|-------------|-----|-----|------|-----------------------------|-----|------------------------|-------|-------------------|
| 179 | HUFF | | GBR | | Audi Sport Team Comtoyout | | BEL Audi RS 3 LMS II | 249.4 | Qualifying - 1 |
| 111 | BJÖRK | | SWE | | Cyan Racing Lynk & Co | | SWE Lynk & Co 03 FL | 249.4 | Race - 1 |
| 34 | CORONEL | | NLD | D 1 | Comtoyout Racing | | BEL Audi RS 3 LMS II | 249.4 | Race - 1 |
| 22 | PAUWELS | | BEL | R 1 | Comtoyout Racing | | BEL Audi RS 3 LMS II | 248.8 | Free Practice - 2 |
| 122 | VERVISCH | | BEL | | Audi Sport Team Comtoyout | | BEL Audi RS 3 LMS II | 248.8 | Race - 1 |
| 19 | F.FERNÁNDEZ | | ESP | D 2 | RC2 Racing Team | | ESP Audi RS 3 LMS II | 248.2 | Free Practice - 1 |
| 112 | URRUTIA | | URY | | Cyan Racing Lynk & Co | | SWE Lynk & Co 03 FL | 248.2 | Race - 1 |
| 27 | FILIPPI | | FRA | | Comtoyout | | BEL Audi RS 3 LMS II | 248.2 | Race - 1 |
| 11 | DAVIDOVSKI | | GBR | D 3 | Comtoyout | | BEL Audi RS 3 LMS II | 247.1 | Race - 1 |
| 39 | BROWN | | GBR | | Volcano Motorsport | | ESP Audi RS 3 LMS II | 246.5 | Free Practice - 2 |
| 12 | R.FERNÁNDEZ | | ESP | D 4 | RC2 Racing Team | | ESP Audi RS 3 LMS II | 246.5 | Race - 1 |
| 155 | MA QING HUA | | CHN | | Cyan Racing Lynk & Co | | SWE Lynk & Co 03 FL | 246.0 | Race - 1 |
| 129 | GIROLAMI | | ARG | | ALM Motorsport | | EST Honda Civic Type R | 245.4 | Free Practice - 2 |
| 105 | MICHELISZ | | HUN | | BRC Hyundai N Squadra Corse | | ITA Hyundai Elantra N | 245.4 | Race - 1 |
| 23 | SMITH | | GBR | R 2 | Volcano Motorsport | | ESP Audi RS 3 LMS II | 244.8 | Race - 1 |
| 168 | EHLRACHER | | FRA | | Cyan Racing Lynk & Co | | SWE Lynk & Co 03 FL | 244.3 | Qualifying - 1 |
| 10 | ANDERSSON | | SWE | R 3 | MA:GP | | SWE Lynk & Co 03 | 244.3 | Race - 1 |
| 71 | BARGWANNA | | AUS | R 4 | Team Clairet Sport – Burson | | FRA Peugeot 308 | 243.7 | Qualifying - 1 |
| 196 | AZCONA | | ESP | | BRC Hyundai N Squadra Corse | | ITA Hyundai Elantra N | 243.7 | Race - 1 |
| 62 | BORKOVIĆ | | SRB | D 5 | Target Competition | | ITA Hyundai Elantra N | 243.2 | Race - 1 |
| 128 | LINDBERG | | DNK | | ALM Motorsport | | EST Honda Civic Type R | 242.6 | Race - 1 |
| 48 | KARLSSON | | SWE | D 6 | Aggressive Team Italia | | ITA Hyundai Elantra N | 241.0 | Race - 1 |
| 264 | LOSONCZY | | HUN | | Aggressive Team Italia | | ITA Hyundai Elantra N | 240.5 | Qualifying - 1 |





Spa Francorchamps
TCR Europe
Race - 1
Lap Chart

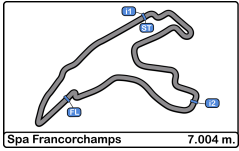


KUMHO TIRE
All-ways. Go with you

LAP

| Nr | Pos | Grid | 1 | 2 | 3 | 4 | 5 | 6 | 7 | 8 | 9 |
|-----|-----------|------|-----|-----|-----|-----|-----|-----|-----|-----|-----|
| 168 | 1 | 168 | 168 | 168 | 168 | 168 | 168 | 168 | 168 | 168 | 168 |
| 155 | 2 | 155 | 129 | 129 | 129 | 129 | 129 | 129 | 129 | 129 | 129 |
| 129 | 3 | 129 | 22 | 22 | 22 | 112 | 112 | 112 | 112 | 112 | 112 |
| 22 | 4 | 22 | 112 | 112 | 112 | 22 | 22 | 22 | 22 | 22 | 22 |
| 112 | 5 | 112 | 179 | 34 | 34 | 34 | 34 | 34 | 34 | 34 | 179 |
| 179 | 6 | 179 | 34 | 179 | 179 | 179 | 179 | 179 | 179 | 179 | 122 |
| 34 | 7 | 34 | 105 | 105 | 105 | 122 | 122 | 122 | 122 | 122 | 34 |
| 105 | 8 | 105 | 27 | 27 | 27 | 122 | 105 | 105 | 105 | 105 | 105 |
| 19 | 9 | 19 | 122 | 122 | 122 | 27 | 111 | 111 | 111 | 111 | 111 |
| 27 | 10 | 27 | 111 | 111 | 111 | 111 | 27 | 27 | 27 | 27 | 27 |
| 111 | 11 | 111 | 11 | 11 | 11 | 11 | 11 | 11 | 155 | 155 | 155 |
| 11 | 12 | 11 | 19 | 19 | 19 | 19 | 39 | 155 | 11 | 11 | 11 |
| 62 | 13 | 62 | 196 | 39 | 39 | 39 | 155 | 39 | 39 | 39 | 39 |
| 196 | 14 | 196 | 71 | 23 | 23 | 155 | 19 | 19 | 19 | 19 | 19 |
| 122 | 15 | 122 | 62 | 155 | 155 | 23 | 23 | 23 | 23 | 23 | 23 |
| 39 | 16 | 39 | 39 | 10 | 10 | 10 | 10 | 10 | 10 | 10 | 196 |
| 71 | 17 | 71 | 23 | 12 | 12 | 12 | 12 | 12 | 12 | 196 | 10 |
| 12 | 18 | 12 | 48 | 264 | 264 | 264 | 196 | 196 | 196 | 12 | 12 |
| 23 | 19 | 23 | 155 | 128 | 128 | 196 | 264 | 264 | 264 | 264 | 264 |
| 10 | 20 | 10 | 10 | 48 | 48 | 48 | 48 | 48 | 48 | 48 | 48 |
| 48 | 21 | 48 | 12 | 196 | 196 | 128 | 128 | 128 | 128 | 128 | 128 |
| 264 | 22 | 264 | 264 | | | | | | | | |
| 128 | 23 | 128 | 128 | | | | | | | | |

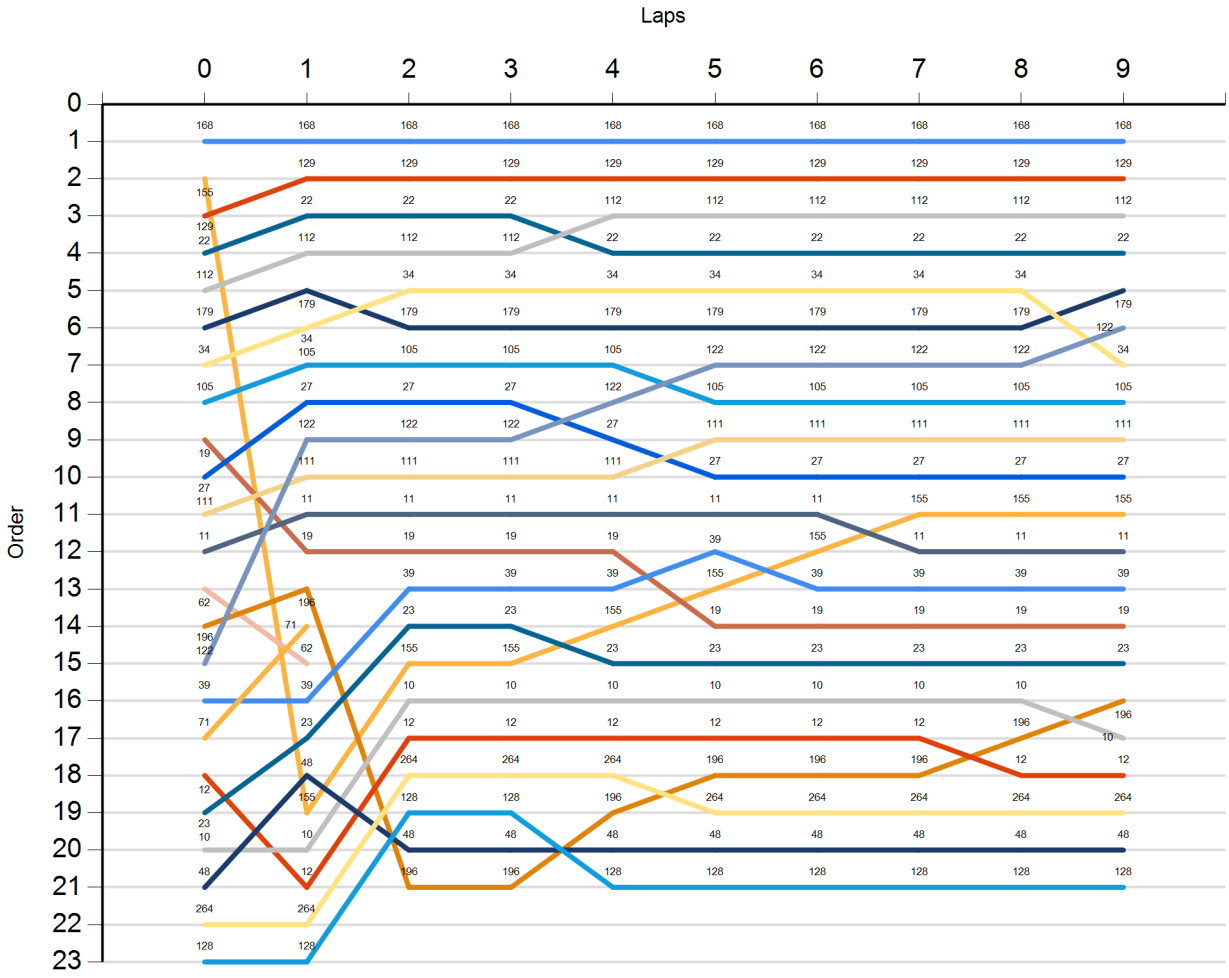


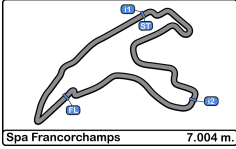


Spa Francorchamps
TCR Europe
Race - 1
Graphic Lap Chart



- 168
- 155
- 129
- 22
- 112
- 179
- 34
- 105
- 19
- 27
- 111
- 11
- 62
- 196
- 122
- 39
- 71
- 12
- 23
- 10
- 48
- 264
- 128





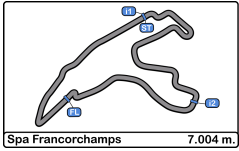
Spa Francorchamps
TCR Europe
Race - 1
Pit Stop Analysis



KUMHO TIRE
All-ways. Go with you

| <u>Or</u> <u>d.</u> | Nr. | In Day Time | Driver | Nat | Cat | Team | Nat | Vehicle | In Time | Stop N° | Pit Time | Handicap | Dif. |
|------------------------|-----|-------------|--------|-----|-----|------|-----|---------|---------|---------|----------|----------|------|
|------------------------|-----|-------------|--------|-----|-----|------|-----|---------|---------|---------|----------|----------|------|



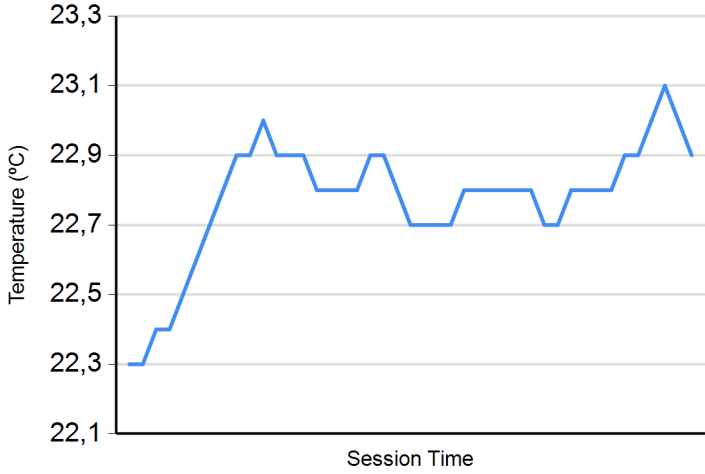


Spa Francorchamps
TCR Europe
Race - 1
Weather Report

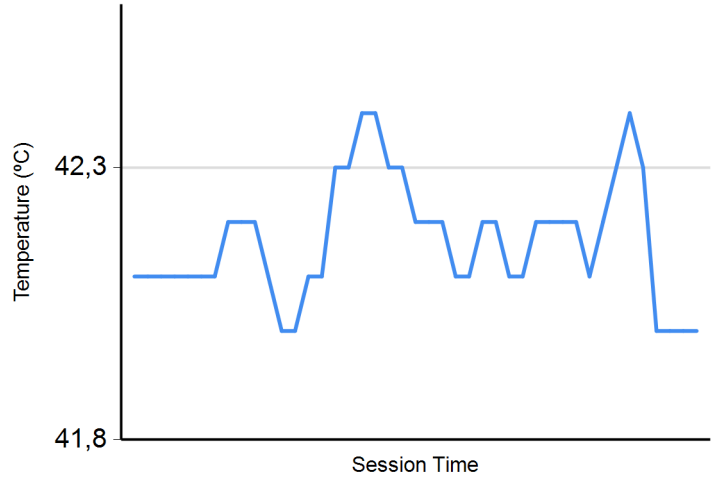


KUMHO TIRE
All-ways. Go with you.

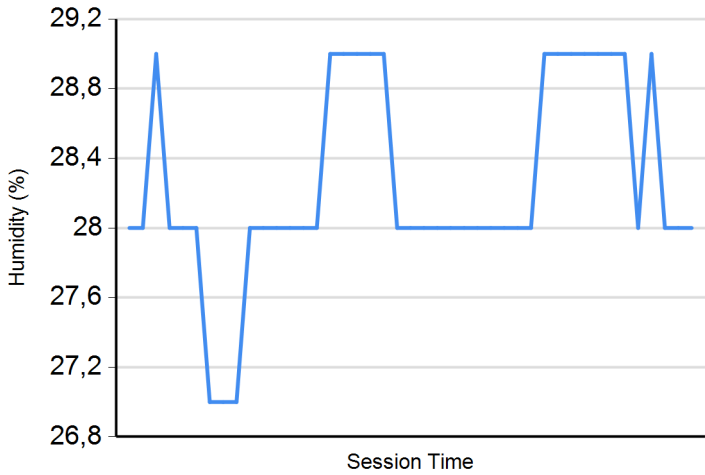
Air Temperature



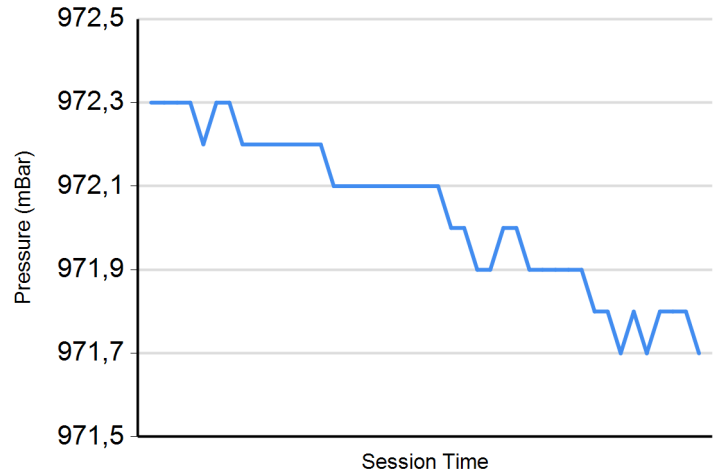
Track Temperature



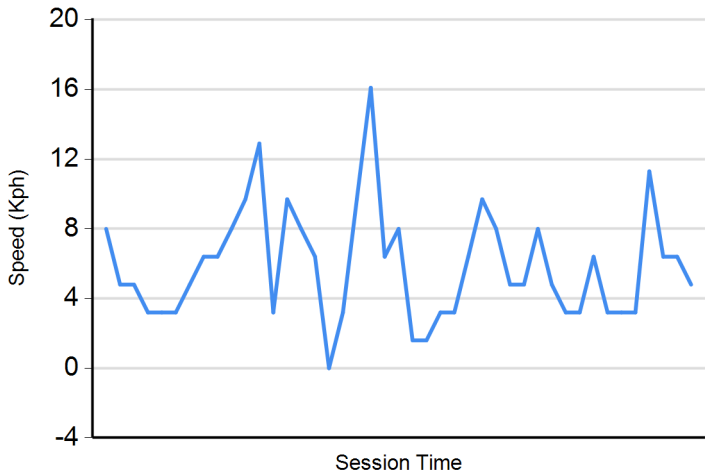
Humidity



Pressure



Wind Speed



Wind direction

North = 0°/360° Est = 90° South = 180° West = 270°

