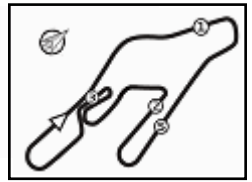




1.1



# ACI Racing Weekend Vallelunga, 10-11 Giugno 2023

## TCR Italian Festival - Results Free Practice 1

Vallelunga 4.085 m

1 / 2

No. Driver	Nat	Entrant	Team	Car	Time	Gap	Rel.	Laps	
1	179	HUFF Rob	GBR	Audi Sport Team Comtoyoy	Audi Sport Team Comtoyoy	Audi RS3 LMS TCR	<b>1'40.524</b>		15
2	111	BJÖRK Thed	SWE	Cyan Racing Lynk & Co	Cyan Racing Lynk & Co	Lynk & Co 03 FL TCR	<b>1'40.541</b>	0.017	0.017 9
3	168	EHLACHER Yann	FRA	Cyan Racing Lynk & Co	Cyan Racing Lynk & Co	Lynk & Co 03 FL TCR	<b>1'40.675</b>	0.151	0.134 7
4	122	VERVISCH Frédéric	BEL	Audi Sport Team Comtoyoy	Audi Sport Team Comtoyoy	Audi RS3 LMS TCR	<b>1'40.748</b>	0.224	0.073 14
5	105	MICHELISZ Norbert	HUN	BRC Hyundai N Squadra Cors	BRC Hyundai N Squadra Corse	Hyundai Elantra N TCR	<b>1'40.750</b>	0.226	0.002 12
6	196	AZCONA Mikel	ESP	BRC Hyundai N Squadra Cors	BRC Hyundai N Squadra Corse	Hyundai Elantra N TCR	<b>1'40.775</b>	0.251	0.025 9
7	129	GIROLAMI Néstor	ARG	ALM Motorsport	ALM Motorsport	Honda Civic Type R FL5 TCR	<b>1'40.905</b>	0.381	0.130 15
8	155	MA Qing Hua	CHN	Cyan Racing Lynk & Co	Cyan Racing Lynk & Co	Lynk & Co 03 FL TCR	<b>1'41.035</b>	0.511	0.130 12
9	112	URRUTIA Santiago	URU	Cyan Racing Lynk & Co	Cyan Racing Lynk & Co	Lynk & Co 03 FL TCR	<b>1'41.124</b>	0.600	0.089 4
10	76	COMTE Aurélien	FRA	SP Compétition	SP Compétition	Cupra Leon Competición TCR	<b>1'41.194</b>	0.670	0.070 5
11	22	PAUWELS Kobe	BEL	Comtoyoy Racing	Comtoyoy Racing	Audi RS3 LMS TCR	<b>1'41.364</b>	0.840	0.170 15
12	27	FILIPPI John	FRA	Comtoyoy	Comtoyoy	Audi RS3 LMS TCR	<b>1'41.394</b>	0.870	0.030 14
13	18	BUTTI Marco	ITA	BRC Hyundai N Squadra Cors	BRC Hyundai N Squadra Corse	Hyundai Elantra N TCR	<b>1'41.697</b>	1.173	0.303 12
14	31	CECCON Kevin	ITA	Aggressive Team Italia	Aggressive Team Italia	Hyundai Elantra N TCR	<b>1'41.780</b>	1.256	0.083 13
15	123	VAHTEL Mattias	EST	ALM Motorsport	ALM Motorsport	Honda Civic Type R FL5 TCR	<b>1'42.281</b>	1.757	0.501 14
16	77	PUSSIER Sylvain	FRA	SP Compétition	SP Compétition	Cupra Leon Competición TCR	<b>1'42.516</b>	1.992	0.235 14

Humidity:	65%	AIR	24°C
Condition:	DRY	Track	43°C

Clerk of the Course : Dino Lodola

Race Director : Alain Adam

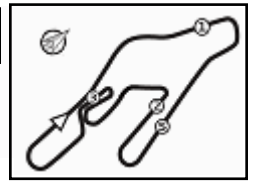
	Start	End
09/06/2023	17:31	18:02

Powered by FICr PERUGIA TIMING





1.1



ACI Racing Weekend Vallelunga, 10-11 Giugno 2023

TCR Italian Festival - Results Free Practice 1

Vallelunga 4.085 m

2 / 2

## Penalty and Infringement

## Fastest Laps Sequence

No.	Entrant	Nat	Team	Car	Local Time	Time	Gap	Avg
31	K. <b>CECCON</b>	ITA	Aggressive Team Italia	Hyundai Elantra N TCR	17:34'53.956	<b>1'44.077</b>		141,299
31	K. <b>CECCON</b>	ITA	Aggressive Team Italia	Hyundai Elantra N TCR	17:36'35.963	<b>1'42.007</b>	-2.070	144,167
129	N. <b>GIROLAMI</b>	ARG	ALM Motorsport	Honda Civic Type R FL5 TCR	17:37'05.069	<b>1'41.119</b>	-0.888	145,433
196	M. <b>AZCONA</b>	ESP	BRC Hyundai N Squadra Corse	Hyundai Elantra N TCR	17:37'55.822	<b>1'40.785</b>	-0.334	145,915
122	F. <b>VERVISCH</b>	BEL	Audi Sport Team Comtoyoyou	Audi RS3 LMS TCR	17:39'43.825	<b>1'40.748</b>	-0.037	145,968
179	R. <b>HUFF</b>	GBR	Audi Sport Team Comtoyoyou	Audi RS3 LMS TCR	17:42'13.553	<b>1'40.524</b>	-0.224	146,293

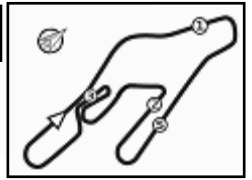
Clerk of the Course : Dino Lodola

Race Director : Alain Adam

	Start	End
09/06/2023	17:31	18:02

Powered by FICr PERUGIA TIMING





Vallelunga 4.085 m

## ACI Racing Weekend Vallelunga, 10-11 Giugno 2023

### TCR Italian Festival - Best Sectors & Speed Free Practice 1

**BEST LAP**

1	179 HUFF Rob	Audi RS3 LMS TCR	1'40.524
2	111 BJÖRK Thed	Lynk & Co 03 FL TCR	1'40.541
3	168 EHRLACHER Yann	Lynk & Co 03 FL TCR	1'40.675
4	122 VERVISCH Frédéric	Audi RS3 LMS TCR	1'40.748
5	105 MICHELISZ Norbert	Hyundai Elantra N TCR	1'40.750
6	196 AZCONA Mikel	Hyundai Elantra N TCR	1'40.775
7	129 GIROLAMI Néstor	Honda Civic Type R FL5 TCR	1'40.905
8	155 MA Qing Hua	Lynk & Co 03 FL TCR	1'41.035
9	112 URRUTIA Santiago	Lynk & Co 03 FL TCR	1'41.124
10	76 COMTE Aurélien	Cupra Leon Competición TCR	1'41.194
11	22 PAUWELS Kobe	Audi RS3 LMS TCR	1'41.364
12	27 FILIPPI John	Audi RS3 LMS TCR	1'41.394
13	18 BUTTI Marco	Hyundai Elantra N TCR	1'41.697
14	31 CECCON Kevin	Hyundai Elantra N TCR	1'41.780
15	123 VAHTEL Mattias	Honda Civic Type R FL5 TCR	1'42.281
16	77 PUSSIER Sylvain	Cupra Leon Competición TCR	1'42.516

**SPEED**

1	27 FILIPPI John	Audi RS3 LMS TCR	214,7
2	179 HUFF Rob	Audi RS3 LMS TCR	214,3
3	123 VAHTEL Mattias	Honda Civic Type R FL5 TCR	213,4
4	122 VERVISCH Frédéric	Audi RS3 LMS TCR	213,0
5	22 PAUWELS Kobe	Audi RS3 LMS TCR	212,6
6	129 GIROLAMI Néstor	Honda Civic Type R FL5 TCR	211,4
7	77 PUSSIER Sylvain	Cupra Leon Competición TCR	211,4
8	112 URRUTIA Santiago	Lynk & Co 03 FL TCR	210,9
9	18 BUTTI Marco	Hyundai Elantra N TCR	210,1
10	76 COMTE Aurélien	Cupra Leon Competición TCR	210,1
11	196 AZCONA Mikel	Hyundai Elantra N TCR	209,7
12	111 BJÖRK Thed	Lynk & Co 03 FL TCR	208,9
13	105 MICHELISZ Norbert	Hyundai Elantra N TCR	208,5
14	168 EHRLACHER Yann	Lynk & Co 03 FL TCR	208,5
15	31 CECCON Kevin	Hyundai Elantra N TCR	208,5
16	155 MA Qing Hua	Lynk & Co 03 FL TCR	208,5

**SEG. 1**

1	123 VAHTEL Mattias	13.127
2	22 PAUWELS Kobe	13.130
3	18 BUTTI Marco	13.156
4	179 HUFF Rob	13.177
5	27 FILIPPI John	13.199
6	122 VERVISCH Frédéric	13.204
7	112 URRUTIA Santiago	13.229
8	129 GIROLAMI Néstor	13.232
9	105 MICHELISZ Norbert	13.234
10	196 AZCONA Mikel	13.248
11	111 BJÖRK Thed	13.305
12	155 MA Qing Hua	13.366
13	168 EHRLACHER Yann	13.382
14	77 PUSSIER Sylvain	13.470
15	31 CECCON Kevin	13.471
16	76 COMTE Aurélien	13.486

**SEG. 2**

1	168 EHRLACHER Yann	35.006
2	196 AZCONA Mikel	35.080
3	179 HUFF Rob	35.096
4	111 BJÖRK Thed	35.111
5	155 MA Qing Hua	35.128
6	112 URRUTIA Santiago	35.163
7	76 COMTE Aurélien	35.178
8	129 GIROLAMI Néstor	35.180
9	122 VERVISCH Frédéric	35.184
10	27 FILIPPI John	35.216
11	18 BUTTI Marco	35.284
12	105 MICHELISZ Norbert	35.363
13	123 VAHTEL Mattias	35.385
14	22 PAUWELS Kobe	35.458
15	31 CECCON Kevin	35.568
16	77 PUSSIER Sylvain	35.669

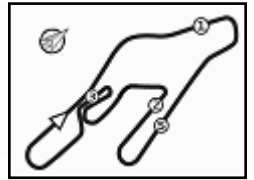
**SEG. 3**

1	196 AZCONA Mikel	30.304
2	105 MICHELISZ Norbert	30.350
3	76 COMTE Aurélien	30.360
4	111 BJÖRK Thed	30.376
5	122 VERVISCH Frédéric	30.384
6	179 HUFF Rob	30.441
7	168 EHRLACHER Yann	30.456
8	155 MA Qing Hua	30.478
9	112 URRUTIA Santiago	30.483
10	18 BUTTI Marco	30.570
11	129 GIROLAMI Néstor	30.601
12	22 PAUWELS Kobe	30.624
13	77 PUSSIER Sylvain	30.666
14	31 CECCON Kevin	30.673
15	27 FILIPPI John	30.686
16	123 VAHTEL Mattias	31.017

**SEG. 4**

1	111 BJÖRK Thed	21.632
2	155 MA Qing Hua	21.682
3	105 MICHELISZ Norbert	21.705
4	168 EHRLACHER Yann	21.716
5	179 HUFF Rob	21.721
6	129 GIROLAMI Néstor	21.759
7	112 URRUTIA Santiago	21.775
8	196 AZCONA Mikel	21.807
9	123 VAHTEL Mattias	21.831
10	122 VERVISCH Frédéric	21.847
11	22 PAUWELS Kobe	21.867
12	31 CECCON Kevin	21.965
13	76 COMTE Aurélien	21.983
14	18 BUTTI Marco	22.026
15	27 FILIPPI John	22.075
16	77 PUSSIER Sylvain	22.167





Vallelunga 4.085 m

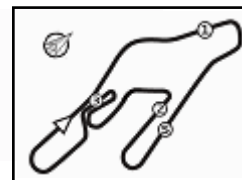
## ACI Racing Weekend Vallelunga, 10-11 Giugno 2023

### TCR Italian Festival - Ideal Time Free Practice 1

No. Driver	Car	Seg. 1	Seg. 2	Seg. 3	Seg. 4	Ideal Time		
		Diff. 1	Diff. 2	Diff. 3	Diff. 4	Best Lap	Pos.	Diff.
1 <b>111 BJÖRK T.</b> (SWE)	Lynk & Co 03 FL TCR	13.305	35.111	30.376	<b>21.632</b> +0.117	<b>1'40.424</b> 1'40.541	2	0.117
2 <b>179 HUFF R.</b> (GBR)	Audi RS3 LMS TCR	13.177 +0.017	35.096 +0.072	30.441	21.721	<b>1'40.435</b> 1'40.524	1	0.089
3 <b>196 AZCONA M.</b> (ESP)	Hyundai Elantra N TCR	13.248	35.080 +0.176	<b>30.304</b>	21.807 +0.160	<b>1'40.439</b> 1'40.775	6	0.336
4 <b>168 EHRLACHER Y.</b> (FRA)	Lynk & Co 03 FL TCR	13.382 +0.010	<b>35.006</b>	30.456	21.716 +0.105	<b>1'40.560</b> 1'40.675	3	0.115
5 <b>122 VERVISCH F.</b> (BEL)	Audi RS3 LMS TCR	13.204 +0.123	35.184	30.384 +0.002	21.847 +0.004	<b>1'40.619</b> 1'40.748	4	0.129
6 <b>112 URRUTIA S.</b> (URU)	Lynk & Co 03 FL TCR	13.229 +0.025	35.163 +0.058	30.483 +0.122	21.775 +0.269	<b>1'40.650</b> 1'41.124	9	0.474
7 <b>105 MICHELISZ N.</b> (HUN)	Hyundai Elantra N TCR	13.234 +0.070	35.363	30.350	21.705 +0.028	<b>1'40.652</b> 1'40.750	5	0.098
8 <b>155 MA Q.</b> (CHN)	Lynk & Co 03 FL TCR	13.366 +0.144	35.128 +0.172	30.478	21.682 +0.065	<b>1'40.654</b> 1'41.035	8	0.381
9 <b>129 GIROLAMI N.</b> (ARG)	Honda Civic Type R FL5 TCR	13.232 +0.062	35.180	30.601	21.759 +0.071	<b>1'40.772</b> 1'40.905	7	0.133
10 <b>76 COMTE A.</b> (FRA)	Cupra Leon Competición TCR	13.486 +0.080	35.178 +0.024	30.360 +0.083	21.983	<b>1'41.007</b> 1'41.194	10	0.187
11 <b>18 BUTTI M.</b> (ITA)	Hyundai Elantra N TCR	13.156 +0.139	35.284 +0.353	30.570	22.026 +0.169	<b>1'41.036</b> 1'41.697	13	0.661
12 <b>22 PAUWELS K.</b> (BEL)	Audi RS3 LMS TCR	13.130 +0.139	35.458 +0.096	30.624	21.867 +0.050	<b>1'41.079</b> 1'41.364	11	0.285
13 <b>27 FILIPPI J.</b> (FRA)	Audi RS3 LMS TCR	13.199 +0.027	35.216 +0.191	30.686	22.075	<b>1'41.176</b> 1'41.394	12	0.218
14 <b>123 VAHTEL M.</b> (EST)	Honda Civic Type R FL5 TCR	<b>13.127</b> +0.029	35.385 +0.700	31.017 +0.049	21.831 +0.143	<b>1'41.360</b> 1'42.281	15	0.921
15 <b>31 CECCON K.</b> (ITA)	Hyundai Elantra N TCR	13.471 +0.047	35.568	30.673	21.965 +0.056	<b>1'41.677</b> 1'41.780	14	0.103
16 <b>77 PUSSIER S.</b> (FRA)	Cupra Leon Competición TCR	13.470 +0.048	35.669 +0.003	30.666 +0.447	22.167 +0.046	<b>1'41.972</b> 1'42.516	16	0.544
<b>Overall Ideal Time</b>		13.127	35.006	30.304	21.632	<b>1'40.069</b>		







## ACI Racing Weekend Vallelunga, 10-11 Giugno 2023

### TCR Italian Festival - Chronological Analysis Free Practice 1

Vallelunga 4.085 m

2 / 2

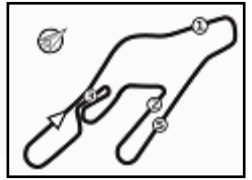
112 S. URRUTIA (1'41.124)								155 Q. MA (1'41.035)															
Lap	Seg.1	Seg.2	Seg.3	Seg.4	Lap Time	km/h	Local Time	Lap	Seg.1	Seg.2	Seg.3	Seg.4	Lap Time	km/h	Local Time								
1							17:39'53.587	1							17:33'59.599								
2	13.301	36.380	<b>30.483</b>	<b>21.775</b>	1'41.939	208,1	17:41'35.526	2			31.749	1'46.394	3'19.512P	201,9	17:37'19.111								
3	13.254	35.221	30.605	22.044	<b>1'41.124</b>	210,1	17:43'16.650	3	22.454	36.877	32.031	22.097	1'53.459P	201,5	17:39'12.570								
4	13.296	<b>35.163</b>	30.616	2'43.403	4'02.478P	210,5	17:47'19.128	4	13.509	35.400	30.533	<b>21.682</b>	1'41.124	206,5	17:40'53.694								
5	36.609	36.556	32.654	23.554	2'09.373P	203,8	17:49'28.501	5	13.447	35.507	30.779	21.935	1'41.668	206,5	17:42'35.362								
<b>122 F. VERVISCH (1'40.748)</b>								6	13.936	38.721	34.482	2'52.313	4'19.452P	203,0	17:46'54.814								
								7	23.145	38.746	37.000	22.963	2'01.854P	203,8	17:48'56.668								
								8	13.515	35.520	30.785	22.000	1'41.820	207,7	17:50'38.488								
								9	13.411	35.521	30.853	22.061	1'41.846	<b>208,5</b>	17:52'20.334								
								10	14.011	38.311	33.994	3'30.886	4'57.202P	206,1	17:57'17.536								
								11	22.795	37.401	33.982	23.203	1'57.381P	203,8	17:59'14.917								
								12	13.510	35.300	<b>30.478</b>	21.747	<b>1'41.035</b>	<b>208,5</b>	18:00'55.952								
								13	<b>13.366</b>	<b>35.128</b>	30.793	21.833	1'41.120	<b>208,5</b>	18:02'37.072								
								<b>168 Y. EHRLACHER (1'40.675)</b>								Lap	Seg.1	Seg.2	Seg.3	Seg.4	Lap Time	km/h	Local Time
																1							17:39'47.710
																2	13.396	35.160	30.627	<b>21.716</b>	1'40.899	<b>208,5</b>	17:41'28.609
																3	13.384	35.296	30.493	21.736	1'40.909	207,7	17:43'09.518
																4	<b>13.382</b>	36.029	33.241	4'53.053	6'15.705P	207,7	17:49'25.223
5	35.627	37.936	32.188	22.229	2'07.980P	186,5	17:51'33.203																
6	13.392	<b>35.006</b>	<b>30.456</b>	21.821	<b>1'40.675</b>	207,7	17:53'13.878																
7	13.798	38.307	34.024	2'39.930	4'06.059P	196,7	17:57'19.937																
8	36.155	39.404	31.675	21.784	2'09.018P	170,6	17:59'28.955																
<b>123 M. VAHTEL (1'42.281)</b>								Lap	Seg.1	Seg.2	Seg.3	Seg.4	Lap Time	km/h	Local Time								
								1							17:34'45.556								
								2	58.874	36.657	31.318	<b>21.831</b>	2'28.680P	210,9	17:37'14.236								
								3	14.274	<b>35.385</b>	<b>31.017</b>	21.896	1'42.572	<b>213,4</b>	17:38'56.808								
								4	13.544	36.036	31.073	21.979	1'42.632	211,8	17:40'39.440								
								5	13.156	36.085	31.066	21.974	<b>1'42.281</b>	210,9	17:42'21.721								
								6	<b>13.127</b>	36.413	31.204	22.263	1'43.007	212,6	17:44'04.728								
								7	13.183	36.085	31.433	22.205	1'42.906	213,0	17:45'47.634								
								8	13.150	35.910	40.021	23.177	1'52.258	213,0	17:47'39.892								
								9	13.178	36.013	32.086	22.494	1'43.771	212,2	17:49'23.663								
								10	13.607	36.004	31.809	22.410	1'43.830	<b>213,4</b>	17:51'07.493								
								11	13.443	35.887	32.071	22.732	1'44.133	<b>213,4</b>	17:52'51.626								
								12	13.735	36.295	32.093	22.414	1'44.537	213,0	17:54'36.163								
								13	13.496	36.199	32.855	22.731	1'45.281	212,2	17:56'21.444								
								14	13.596	36.192	34.376	22.769	1'46.933	212,2	17:58'08.377								
15	13.637	36.676	32.395	22.521	1'45.229	213,0	17:59'53.606																
<b>179 R. HUFF (1'40.524)</b>								Lap	Seg.1	Seg.2	Seg.3	Seg.4	Lap Time	km/h	Local Time								
								1							17:31'11.697								
								2	26.155	39.150	33.395	23.038	2'01.738P	208,1	17:33'13.435								
								3	13.959	36.275	31.285	2'10.496	3'32.015P	212,2	17:36'45.450								
								4	23.171	40.964	37.783	24.643	2'06.561P	191,8	17:38'52.011								
								5	13.427	<b>35.096</b>	30.605	21.890	1'41.018	213,4	17:40'33.029								
								6	13.194	35.168	<b>30.441</b>	<b>21.721</b>	<b>1'40.524</b>	213,4	17:42'13.553								
								7	13.211	35.175	30.557	21.882	1'40.825	213,0	17:43'54.378								
								8	13.210	35.242	30.749	21.977	1'41.178	212,6	17:45'35.556								
								9	13.182	35.423	30.792	22.144	1'41.541	212,2	17:47'17.097								
								10	13.219	35.318	30.802	22.051	1'41.390	213,4	17:48'58.487								
								11	<b>13.177</b>	35.430	31.251	22.174	1'42.032	213,4	17:50'40.519								
								12	13.207	35.523	30.966	2'54.766	4'14.462P	<b>214,3</b>	17:54'54.981								
								13	33.080	37.889	33.316	22.900	2'07.185P	206,9	17:57'02.166								
								14	13.315	35.303	31.099	22.166	1'41.883	212,6	17:58'44.049								
								15	13.279	35.708	31.146	22.133	1'42.266	212,6	18:00'26.315								
16	13.251	35.452	31.317	22.268	1'42.288	212,2	18:02'08.603																
<b>129 N. GIROLAMI (1'40.905)</b>								Lap	Seg.1	Seg.2	Seg.3	Seg.4	Lap Time	km/h	Local Time								
								1							17:33'18.376								
								2	35.841	35.945	31.699	22.089	2'05.574P	208,1	17:35'23.950								
								3	13.428	35.302	30.630	<b>21.759</b>	1'41.119	210,1	17:37'05.699								
								4	13.294	<b>35.180</b>	<b>30.601</b>	21.830	<b>1'40.905</b>	209,7	17:38'45.974								
								5	13.251	35.232	30.630	21.875	1'40.988	209,7	17:40'26.962								
								6	<b>13.232</b>	35.402	30.904	21.981	1'41.519	209,7	17:42'08.481								
								7	13.243	35.403	31.468	22.037	1'42.151	210,1	17:43'50.632								
								8	13.275	35.572	31.136	22.081	1'42.064	208,9	17:45'32.696								
								9	13.294	35.658	31.003	22.054	1'42.009	208,5	17:47'14.705								
								10	13.289	35.791	31.294	22.325	1'42.699	209,7	17:48'57.404								
								11	13.305	35.830	31.347	22.207	1'42.689	210,5	17:50'40.093								
								12	13.310	36.315	31.435	22.260	1'43.320	<b>211,4</b>	17:52'23.413								
								13	13.250	35.735	31.494	22.204	1'42.683	210,1	17:54'06.096								
								14	13.357	35.835	31.479	22.230	1'42.901	209,3	17:55'48.997								
15	13.395	36.111	31.383	1'47.454	3'08.343P	209,3	17:58'57.340																
16	30.450	40.258	33.989	22.077	2'06.774P	186,5	18:01'04.114																
<b>196 M. AZCONA (1'40.775)</b>								Lap	Seg.1	Seg.2	Seg.3	Seg.4	Lap Time	km/h	Local Time								
								1							17:34'20.520								
								2	22.452	37.119	32.657	22.289	1'54.517P	202,2	17:36'15.037								
								3	13.285	35.323	30.370	<b>21.807</b>	1'40.785	204,2	17:37'55.822								
								4	13.469	35.799	31.064	3'22.191	4'42.523P	207,3	17:42'38.345								
								5	22.058	37.059	32.182	23.273	1'54.572P	204,9	17:44'32.917								
								6	<b>13.248</b>	35.256	<b>30.304</b>	21.967	<b>1'40.775</b>	206,1	17:46'13.692								
								7	13.959	37.645	31.999	4'44.574	6'08.177P	194,9	17:52'21.869								
								8	29.029	36.235	31.845	22.386	1'59.495P	206,1	17:54'21.364								
								9	13.288	35.319	30.322	22.081	1'41.010	204,9	17:56'02.374								
10	13.423	<b>35.080</b>	30.436	21.954	1'40.893	207,3	17:57'43.267																

09/06/2023 P = Pits In/Out - C = Lap Time Cancelled





1.5



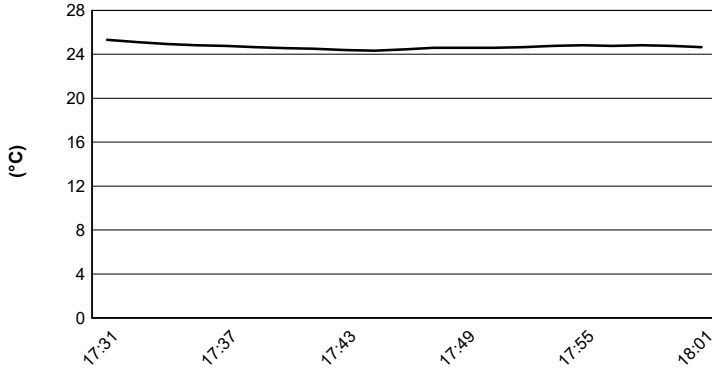
Vallelunga 4.085 m

# ACI Racing Weekend Vallelunga, 10-11 Giugno 2023

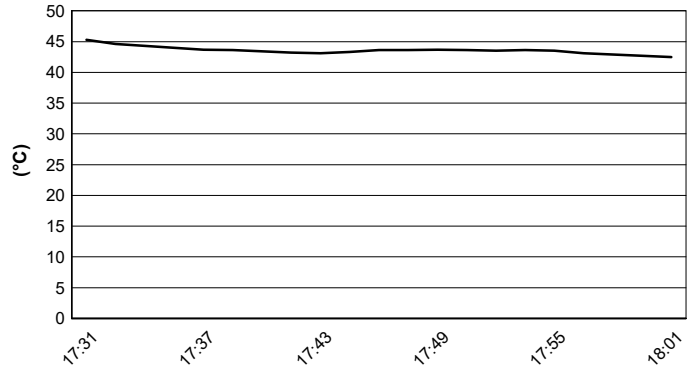
## TCR Italian Festival - Weather Report Free Practice 1

Session started 17:31 - Session ended 18:02

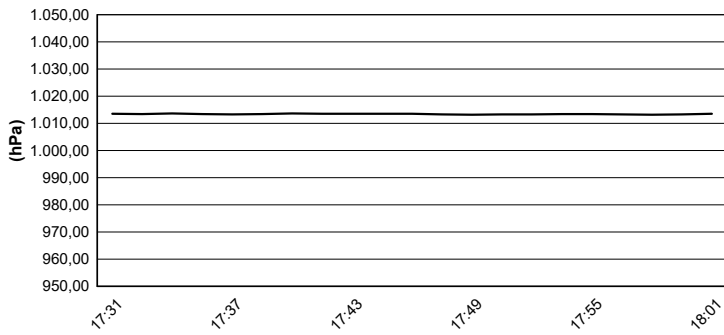
### Air Temperature



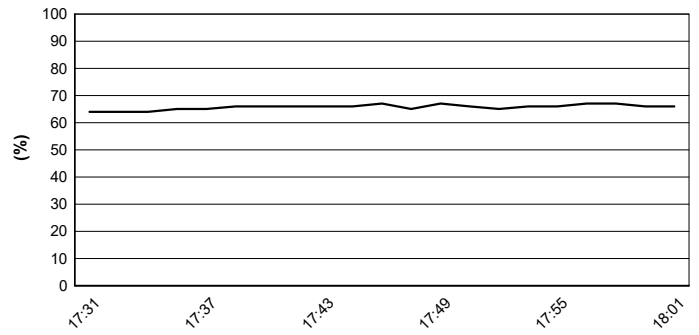
### Track Temperature



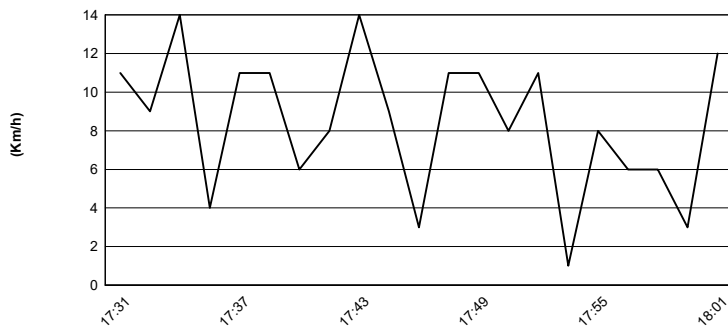
### Air Pressure



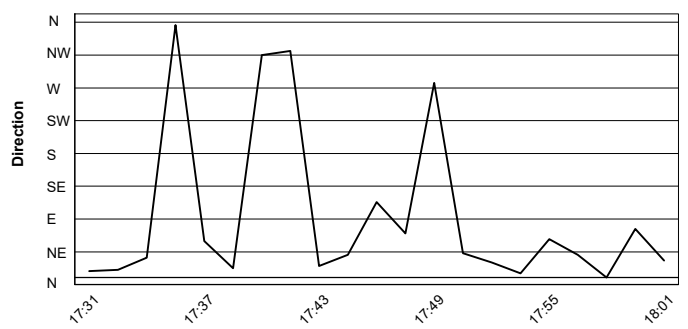
### Humidity



### Wind Speed



### Wind Direction



09/06/2023

